



## **CITY OF PRINCE ALBERT**

### **EXECUTIVE COMMITTEE REGULAR MEETING**

# **AGENDA**

**MONDAY, AUGUST 15, 2022, 2:00 PM  
COUNCIL CHAMBER, CITY HALL**

#### **1. CALL TO ORDER**

#### **2. APPROVAL OF AGENDA**

#### **3. DECLARATION OF CONFLICT OF INTEREST**

#### **4. ADOPTION OF MINUTES**

4.1 July 18, 2022 Executive Committee Meeting Minutes for Approval (MIN 22-60)

#### **5. DELEGATIONS**

5.1 Community Social Action Plan - Prince Albert Community Networking Coalition (CORR 22-81)

Verbal and PowerPoint Presentations: Craig Guidinger, Director of Planning and Development Services, Delphine Melchert, Coordinator, Prince Albert Community Networking Coalition and Bill Powalinsky

5.2 Community Social Action Plan - Prince Albert Urban Indigenous Coalition (CORR 22-82)

Verbal Presentations: Janet Carriere and Dawn Robins

- 5.3 Community Social Action Plan - Community Building Youth Futures of Prince Albert (CORR 22-83)

PowerPoint Presentation: Nicole Matheis, Community Engagement Coordinator and Various Youth, Community Building Youth Futures of Prince Albert

- 5.4 Request to Implement Wastewater Energy Recovery Solutions (CORR 22-85)

Virtual Presentation: Dimitri Kourles, Chief Executive Officer, Saskatchewan Renewable Energy Solutions Inc.

- 5.5 Concerns regarding Procedure & Communications (CORR 22-86)

Verbal Presentation: Evert Botha

## **6. CONSENT AGENDA**

- 6.1 Request to Reimburse Portion of 2021 Property Taxes for 3600 - Highway 55 East (CORR 22-84)

- 6.2 Request for Tax Exemption or Reduction of 2021 Property Taxes for 67 - 13th Street East (CORR 22-87)

- 6.3 April 2022 Account Payable Payments (RPT 22-285)

- 6.4 May 2022 Account Payable Payments (RPT 22-286)

- 6.5 2022 Q2 Financial Reporting - Miscellaneous Funds (RPT 22-310)

- 6.6 2022 Q2 Financial Reporting - General Fund (RPT 22-311)

- 6.7 Renovations to the Court of Queen's Bench (RPT 22-287)

- 6.8 Update on the Review of Alternate Locations for the Mustard Seed's Support Centre and Emergency Shelter (RPT 22-304)

- 6.9 July 2022 Updated Status on Capital Projects (RPT 22-314)

## **7. REPORTS OF ADMINISTRATION & COMMITTEES**

- 7.1 15th Street Parking Removal (Update) (RPT 22-318)

Verbal Presentation: Evan Hastings, Transportation and Traffic Manager

- 7.2 Naming of City Park Spaces (RPT 22-317)

Verbal Presentation: Jody Boulet, Director of Community Services



**8. UNFINISHED BUSINESS**

**9. ADJOURNMENT**



City of  
**Prince Albert**

*MIN 22-60*

**MOTION:**

That the Minutes for the Executive Committee Regular and Incamera Meetings held July 18, 2022, be taken as read and adopted.

**ATTACHMENTS:**

1. Regular Minutes
2. Incamera Minutes



## **CITY OF PRINCE ALBERT**

### **EXECUTIVE COMMITTEE REGULAR MEETING**

# **MINUTES**

**MONDAY, JULY 18, 2022, 2:00 P.M.  
COUNCIL CHAMBER, CITY HALL**

**PRESENT:**

Mayor Greg Dionne  
Councillor Charlene Miller  
Councillor Terra Lennox-Zepp  
Councillor Tony Head (Attended via video conferencing)  
Councillor Don Cody (Attended at 2:27 p.m. via video conferencing)  
Councillor Dennis Ogradnick  
Councillor Blake Edwards  
Councillor Dawn Kilmer  
Councillor Ted Zurakowski

Terri Mercier, City Clerk  
Sherry Person, City Manager  
Kris Olsen, Fire Chief  
Stacey Slater, Confidential Secretary  
Mitchell J. Holash, Q.C., City Solicitor  
Jody Boulet, Director of Community Services  
Briane Vance, Acting Director of Financial Services  
Mohammad Kraishan, Acting Director of Public Works  
Wilna Furstenberg, Acting Director of Corporate Services  
Craig Guidinger, Director of Planning and Development Services

## **1. CALL TO ORDER**

Councillor Kilmer, Chairperson, called the meeting to order.

## **2. APPROVAL OF AGENDA**

0162. **Moved by:** Mayor Dionne

That the Agenda for this meeting be approved, with the following amendment, and, that the presentations, delegations and speakers listed on the Agenda be heard when called forward by the Chair:

1. That Correspondence from Jhaycilou Mesiona dated July 15, 2022, be added for consideration with Item No. 6.8.

Absent: Councillor Cody

**CARRIED**

## **3. DECLARATION OF CONFLICT OF INTEREST**

## **4. ADOPTION OF MINUTES**

0163. **Moved by:** Councillor Miller

That the Minutes for the Executive Committee Public and Incamera Meetings held June 20, 2022, be taken as read and adopted.

Absent: Councillor Cody

**CARRIED**

## **5. DELEGATIONS**

5.1 Concerns regarding Speeding on Barton Drive (CORR 22-61)

Verbal Presentation was provided by Jody Hammersmith.

0164. **Moved by:** Councillor Zurakowski

1. That CORR 22-61 be received and referred to the Public Works Department for a report on Traffic Calming on Barton Drive; and,
2. That Administration provide a report on the Traffic Calming Policy for consideration at an upcoming meeting.

**CARRIED**

5.2 Prince Albert Regional Economic Development Alliance - Tourism Update (CORR 22-62)

Verbal Presentation was provided by Duane Krip, Prince Albert Regional Economic Development Alliance.

0165. **Moved by:** Councillor Miller

That CORR 22-62 be received as information and filed.

**CARRIED**

5.3 Request to Propose an Emergency Shelter & Support Centre at 1306 Central Avenue (CORR 22-71)

PowerPoint Presentation was provided by Bill Nixon and Kim Maier, The Mustard Seed.

0166. **Moved by:** Councillor Edwards

1. That the request, as outlined in CORR 22-71, be denied; and,
2. That the Planning and Development Services Department continue to pursue options for an alternate location and provide a report for consideration at the August 15, 2022 Executive Committee meeting.

**CARRIED**

5.4 Grand Slam Ball Park Rebuild Update (RPT 22-284)

5.4.1 Request to Re-install Signage at the Kinsmen Baseball Complex (CORR 22-70)

Verbal Presentations were provided by Heith Olmstead and Melanie Markling, Northern Elite Firearms, Duane Krip, Prince Albert Minor Baseball Association and Jody Boulet, Director of Community Services.

0167. **Moved by:** Mayor Dionne

That the following be forwarded to an upcoming City Council meeting for consideration:

1. That the Prince Albert Minor Baseball Association be authorized to formalize Sponsorship Agreements with the Sponsors, as outlined in RPT 22-284, and in accordance with Section 2(d) of their Agreement with the City to fund improvements at the Crescent Acres Ball Diamonds; and,

2. That the Sponsorship Offer received from Northern Elite Firearms be denied.

**CARRIED**

## **6. CONSENT AGENDA**

- 6.7 Concerns regarding Environmental Impacts of Land & Construction (CORR 22-76)

That CORR 22-76 be received as information and filed.

- 6.9 PAFD 2021 Year in Review (RPT 22-272)

That RPT 22-272 be received as information and filed.

- 6.11 June 28, 2022 Planning Advisory Committee Meeting Minutes (MIN 22-57)

That MIN 22-57 be received as information and filed.

0168. **Moved by:** Mayor Dionne

That the Consent Agenda Item Nos. 6.7, 6.9 and 6.11 be received as information and referred, as indicated.

**CARRIED**

- 6.1 Letters of Concern regarding Public Transportation Services (CORR 22-68)

0169. **Moved by:** Councillor Lennox-Zepp

That Administration prepare a report outlining the feasibility and options to procure buses for Public Transit.

**CARRIED**

0170. **Moved by:** Councillor Zurakowski

That Item No. 6.2 be placed on the table for consideration following Item No. 6.1.

**CARRIED**

6.2 Request to Implement Downtown Municipal Business Tax Incentives (CORR 22-69)

0171. **Moved by:** Councillor Zurakowski

That CORR 22-69 be received and referred to the Planning and Development Services Department for review and report on the proposed downtown incentives, as outlined in CORR 22-69, for consideration at an upcoming meeting.

**CARRIED**

6.3 Request to Implement Bylaw to Prohibit Stunting (CORR 22-72)

0172. **Moved by:** Councillor Zurakowski

That CORR 22-72 be received and referred to the Public Works and Community Services Departments.

**CARRIED**

6.4 Request to Restrict Speed Limits within School Zones (CORR 22-73)

0173. **Moved by:** Councillor Zurakowski

That CORR 22-73 be received and referred to the Public Works Department for review and report.

**CARRIED**

6.5 Request to Improve the Planning & Budgeting of City Beautification (CORR 22-74)

0174. **Moved by:** Councillor Ogradnick

That CORR 22-74 be received and referred to the Community Services Department.

**CARRIED**

6.6 Concerns regarding Poplar Tree Seed on Woodman Crescent (CORR 22-75)

0175. **Moved by:** Councillor Edwards

That CORR 22-75 be received and referred to the Community Services Department.

**CARRIED**

6.8 Request to Install Fire Hydrant at 215 - 12th Street West (CORR 22-77)

0176. **Moved by:** Councillor Lennox-Zepp

That the following be forwarded to an upcoming City Council meeting for consideration:

That the Public Works Department proceed with the installation of a Fire Hydrant at 215 – 12<sup>th</sup> Street West, to be funded from Fiscal Stabilization.

**CARRIED**

6.10 June 2022 Updated Status on Capital Projects (RPT 22-275)

0177. **Moved by:** Councillor Lennox-Zepp

That RPT 22-275 be received as information and filed.

**CARRIED**

## **7. REPORTS OF ADMINISTRATION & COMMITTEES**

7.1 Crosswalk Policy (RPT 22-279)

PowerPoint Presentation was provided by Evan Hastings, Transportation and Traffic Manager.

0178. **Moved by:** Councillor Lennox-Zepp

That the Motion on the floor be amended as follows:

That the Crosswalk Policy allow coloured traffic paint to be used for decorative crosswalks at the discretion of Administration and artwork must not contain any shapes, colours or illustrations that motorists may confuse with Traffic Control Devices.

**MOTION DEFEATED**

0179. **Moved by:** Councillor Zurakowski

That the following be forwarded to an upcoming City Council meeting for consideration:

That the Crosswalk Policy, as attached to RPT 22-279, be approved.

**CARRIED**



7.2 15<sup>th</sup> Street Parking Removal (RPT 22-280)

Verbal Presentation was provided by Evan Hastings, Transportation and Traffic Manager.

0180. **Moved by:** Mayor Dionne

That the following be forwarded to an upcoming City Council meeting for consideration:

That the removal of all On-Street Parking, including fourteen (14) metered Parking Stalls and an Unloading Zone on 15<sup>th</sup> Street between 1<sup>st</sup> Avenue West and 1<sup>st</sup> Avenue East, be approved.

**CARRIED**

7.3 Action Items from City Council, Executive Committee and Budget Committee (RPT 22-267)

Verbal Presentation was provided by Terri Mercier, City Clerk.

0181. **Moved by:** Mayor Dionne

That the following be forwarded to an upcoming City Council meeting for consideration:

That the Action Items be updated as indicated in the Open Items document, as attached to RPT 22-267, with the following amendments:

- a. Item FIRE1 - Possible Locations for Two (2) New Fire Halls due date be amended to March 31, 2023; and,
- b. Item PD1 - Motion - Councillor Zurakowski - Responsible Pet Ownership Bylaw Review due date be amended to September 12, 2022.

**CARRIED**

**8. UNFINISHED BUSINESS**

**9. ADJOURNMENT – 5:25 P.M.**

0182. **Moved by:** Councillor Zurakowski

That this Committee do now adjourn.

**CARRIED**

COUNCILLOR DAWN KILMER  
CHAIRPERSON

CITY CLERK

MINUTES ADOPTED THIS 15<sup>TH</sup> DAY OF AUGUST, A.D. 2022.



**CORR 22-81**

**TITLE:** Community Social Action Plan - Prince Albert Community Networking Coalition

**DATE:** August 9, 2022

**TO:** Executive Committee

**PUBLIC:** X

**INCAMERA:**

---

**SUGGESTED DISPOSITION:**

That the Correspondence be received as information and filed.

**PRESENTATIONS:** Verbal and PowerPoint by Craig Guidinger, Director of Planning and Development Services, Delphine Melchert, Coordinator, Prince Albert Community Networking Coalition and Bill Powalinsky

**ATTACHMENTS:**

1. Email received August 10, 2022

Written by: Delphine Melchert, Coordinator, Prince Albert Community Networking Coalition

## Lucy Phan

---

**From:** Delphine Melchert <wdmelchert@shaw.ca>  
**Sent:** Wednesday, August 10, 2022 1:06 PM  
**To:** City Clerk  
**Cc:** Lenore Swystun; Samantha Mark; 'Dawn Robins'; 'DawnRobins (wfcc@sasktel.net)'; Judy MacLeod Campbell; Bill Powalinsky; Craig Guidinger; Nicole Mathis; paimfc.ed@sasktel.net; wdmelchert@shaw.ca  
**Subject:** Att: Lucy - Executive Council - 3 presentations Aug 15 - 2 pm  
**Attachments:** CBYF Powerpoint (1).pdf; Community Social Action Plan - Pre-Covid Work 2020 Final.pptx; Outline, Presentation to Executive Council - August 15, 2022 CNC-PAUIC-CBYF.docx

Hi Lucy,

It was nice chatting with you this morning – here are the items we discussed. Please note: because of holiday plans, some of the names listed as attending may be absent, but there will be representation for all 3 groups.

Please see attached:

1. The outline for each presentation
2. **Powerpoint from CNC – Community Social Action Plan**
3. Powerpoint from CBYF
4. PAUIC info to include in the packages will be sent directly to the City Clerk's email.

Thanks for arranging to have the powerpoints cued up for our presentations.

Please call if you have any further questions.

All the best

Delphine Melchert

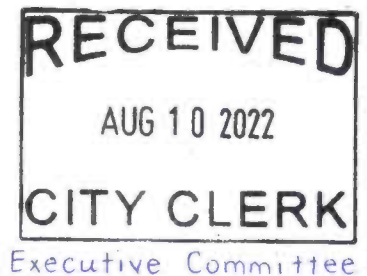
3398 Eagle Crescent

Prince Albert, SK S6V 7X1

[wdmelchert@shaw.ca](mailto:wdmelchert@shaw.ca)

**\*\*\*Caution:** This email originated from outside the City of Prince Albert email system.

Do not click links or open attachments unless you recognize the sender and know the content is safe. If in doubt contact IT Support ([support@citypa.com](mailto:support@citypa.com)). \*\*\*



**Recommended  
Disposition:**

Receive as  
Info & File

**Outline of Presentation to Executive Council, City of Prince Albert**

**Monday, August 15, 2022**

**PA Community Networking Coalition (CNC)**

**PA Urban Indigenous Coalition (PAUIC)**

**Communities Building Youth Futures (CBYF)**

**5 minutes for each presentation**

**1. Prince Albert Community Networking Coalition**

<b>What</b>	<b>Time frame</b>	<b>Who</b>	<b>Format &amp; Details</b>
Intro, land acknowledgement and background	1 min	Craig Guidinger	Verbal – no attachments
Development of Community Social Action Plan	3 mins	Delphine Melchert	Power point – see attached <i>Original work done up to March, 2020-pre-covid</i>
Closing Comments	1 min	Bill Powalinsky	Moving forward - verbal

**2. Prince Albert Urban Indigenous Coalition**

<b>What</b>	<b>Time frame</b>	<b>Who</b>	<b>Format &amp; Details</b>
Intro and background	1 min	Janet Carriere	Verbal
Update and changes in community	3 min	Dawn Robins	Verbal
Moving Forward <ul style="list-style-type: none"> <li>- Continue learnings, sharings, collaboration (restorative justice, others)</li> <li>- Invitation to community pride walk and National Indigenous Peoples Day celebration in the Park</li> </ul>	1 min	Janet & Dawn	Verbal

**3. CBYF PA**

<b>What</b>	<b>Time frame</b>	<b>Who</b>	<b>Format &amp; Details</b>
Introduction, partnerships, events, overall project updates	2 mins	Nicole Matheis	Power Point
Experience with CBYF	2 mins	Youth	Power Point

**Together**

Closing & Ask of the Council	1 min	Together	Verbal
------------------------------	-------	----------	--------

# Community Social Action Plan

## Vision Statement

*Developed by the community 2010-2013*

**The Prince Albert Community is a safe, healthy and beautiful place where people live in harmony respecting and understanding one another.**

**Education, employment, housing, health and other human services are readily available and accessible for all people. The community works together in a spirit of cooperation to build a stronger community. The people of Prince Albert are its most valuable resource.**

# Community Social Action Plan

- Initiated by the Community Networking Coalition (CNC), with assistance from the City of Prince Albert
- Subsequently joined by the PA Urban Indigenous Coalition (PAUIC). The 2 coalitions have been collaborating on efforts
- Overall guiding principle:
  - Improve the quality of life for all residents
- Seeks to:
  - Realize a cohesive vision for the community
  - Reduce overlap between service providers
  - Identify specific actions that can help improve the community



# Community Social Action Plan

The Strength of Many – Collaborative Community Efforts



# Community Social Action Plan

- Literature review/Engagement
- Review of existing CSAP's and relevant statistical information
- Relies on previous processes, Strategic Plans and Engagement materials
- Public Survey & Service Provider Survey
- CNC-PAUIC Round Table
- Building ownership
- Engagement results determined the values and goals, as well as potential actions and indicators



# Community Social Action Plan

- Values and Goals
- Value 1 – Equitable and fair access to services in the community
  - Goal 1 – Residents throughout the community are aware of, and have access to, community programs and services
  - Goal 2 – Increased coordination between service providers
- Value 2 – Everyone is given the opportunity to succeed
  - Goal 1 – Programs and services empower vulnerable groups throughout the community
  - Goal 2 – Programs and services increase the capacity of youth



# Community Social Action Plan

- Values and Goals
- Value 2 – Everyone is given the opportunity to succeed (Continued)
  - Goal 3 – Increase transportation options
  - Goal 4 – Everyone has access to shelter
  - Goal 5 – Increase the availability of mental health services
- Value 3 – Social responsibility and engagement
  - Goal 1 – All segments of the community are engaged and have the opportunity to participate in decision making
  - Goal 2 – The community works together to make Prince Albert a better place to live



# Community Social Action Plan

- Values and Goals
- Value 4 – Strong local heritage and culture
  - Goal 1 – Implementation of the Municipal Cultural Action Plan
- Value 5 – Sense of belonging
  - Goal 1 – All residents of the community feel welcome
  - Goal 2 – Increased support for diversity
  - Goal 3 – Increased focus on First Nation and Métis history of our community



# Community Social Action Plan

- Values and Goals
- Value 6 – Healthy lifestyle and well-being
  - Goal 1 – The community is physically engaged and healthy
  - Goal 2 – The community takes a holistic approach to health and well-being
  - Goal 3 – Increased access to food that is nutritious and affordable
- Value 7 – Community Safety
  - Goal 1 – Residents feel safe in their homes and throughout the community
  - Goal 2 – The community works together to help vulnerable populations



# Community Social Action Plan

- Next Steps
- Hold additional focus groups to determine what actions specific groups can take on
  - Specific groups will be the ones who populate the information
- Identify a set of indicators to review the Plan on an ongoing basis
  - The groups directly involved will often know best what the indicators are that things are getting better
- Outcomes on values and goals to be brought to City Council at an Executive Committee Meeting in April (this was our pre-covid plan)
- Continue to do the work together





**CORR 22-82**

**TITLE:** Community Social Action Plan - Prince Albert Urban Indigenous Coalition

**DATE:** August 9, 2022

**TO:** Executive Committee

**PUBLIC:** X

**INCAMERA:**

---

**SUGGESTED DISPOSITION:**

That the Correspondence be received as information and filed.

**PRESENTATIONS:** Verbal by Janet Carriere and Dawn Robins

**ATTACHMENTS:**

1. Email received August 11, 2022

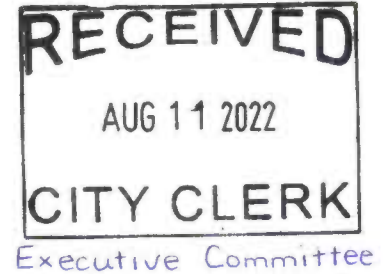
Written by: Delphine Melchert, Coordinator, Prince Albert Community Networking Coalition



**Lucy Phan**

---

**From:** Terri Mercier on behalf of City Clerk  
**Sent:** Thursday, August 11, 2022 11:58 AM  
**To:** Lucy Phan  
**Subject:** FW: att: Lucy - PAUIC Overview  
**Attachments:** The Prince Albert Urban Indigenous Coalition Overview 2022.docx



**From:** Delphine Melchert <wdmelchert@shaw.ca>  
**Sent:** Thursday, August 11, 2022 11:52 AM  
**To:** City Clerk <cityclerk@citypa.com>  
**Cc:** wdmelchert@shaw.ca  
**Subject:** att: Lucy - PAUIC Overview

Hi Lucy – will this be ok to pop into the agenda? It is a good overview and a short explanation as to what they will be speaking about.

I spoke with Nicole a short time ago and the CBYF info you need will be coming to you today

Delphine

**\*\*\*Caution:** This email originated from outside the City of Prince Albert email system.

Do not click links or open attachments unless you recognize the sender and know the content is safe. If in doubt contact IT Support ([support@citypa.com](mailto:support@citypa.com)). \*\*\*

This email and any files transmitted with it are confidential and intended solely for the use of the individual or entity to whom they are addressed. If you have received this email in error, please notify the system manager. Please note that any views or opinions presented in this email are solely those of the author and do not necessarily represent those of the City of Prince Albert. Finally, the recipient should check this email and any attachments for the presence of viruses. The City of Prince Albert accepts no liability for any damage caused by any virus transmitted by this email. COPA\_Email\_Disclaimer

3398 Eagle Crescent  
Prince Albert, SK S6V 7X1

**Recommended  
Disposition:**

Receive as  
Info & File

**Outline of Presentation to Executive Council, City of Prince Albert**  
**Monday, August 15, 2022**  
**PA Community Networking Coalition (CNC)**  
**PA Urban Indigenous Coalition (PAUIC)**  
**Communities Building Youth Futures (CBYF)**  
**5 minutes for each presentation**

**1. Prince Albert Community Networking Coalition**

<b>What</b>	<b>Time frame</b>	<b>Who</b>	<b>Format &amp; Details</b>
Intro, land acknowledgement and background	1 min	Craig Guidinger	Verbal – no attachments
Development of Community Social Action Plan	3 mins	Delphine Melchert	Power point – see attached <i>Original work done up to March, 2020-pre-covid</i>
Closing Comments	1 min	Bill Powalinsky	Moving forward - verbal

**2. Prince Albert Urban Indigenous Coalition**

<b>What</b>	<b>Time frame</b>	<b>Who</b>	<b>Format &amp; Details</b>
Intro and background	1 min	Janet Carriere	Verbal
Update and changes in community	3 min	Dawn Robins	Verbal
Moving Forward <ul style="list-style-type: none"> <li>- Continue learnings, sharings, collaboration (restorative justice, others)</li> <li>- Invitation to community pride walk and National Indigenous Peoples Day celebration in the Park</li> </ul>	1 min	Janet & Dawn	Verbal

**3. CBYF PA**

<b>What</b>	<b>Time frame</b>	<b>Who</b>	<b>Format &amp; Details</b>
Introduction, partnerships, events, overall project updates	2 mins	Nicole Matheis	Power Point
Experience with CBYF	2 mins	Youth	Power Point

**Together**

Closing & Ask of the Council	1 min	Together	Verbal
------------------------------	-------	----------	--------

*The Prince Albert Urban Indigenous Coalition (PAUIC)* was formed in 2017 through a participatory process. Over 80+ Indigenous and non-Indigenous organizations and community members come together on a monthly basis to:

- Share information;
- Heal and reconcile; and
- Address the unique challenges in Prince Albert.

The PAUIC typically hosts gatherings once a month. Each gathering, an Elder or Knowledge Keeper from different nations and the Métis is invited to share a teaching with our Coalition. Other guests and presenters are also invited to share with the Coalition.

Janet Carriere, Executive Director of the Prince Albert Indian and Métis Friendship Centre and Dawn Robins, Executive Director of the West Flat Citizens Group Inc. are the co-hosts for the PAUIC. Prairie Wild Consulting Co. has been assisting with the coordination.

Key Priorities of the Coalition include:

- Inter-Agency Development – Coalition Participant Capacity Development (Getting to Know Each Other);
  - Cultural Awareness and Events;
    - Reconciliation;
  - Coordinate Community Action Plan; and
    - Communications.

Coalition efforts are supported by the Urban Programming for Indigenous Peoples Program through Indigenous Services Canada and many other supports provided by local organizations.

Everyone is welcome to participate in the PAUIC!

Our presentation on August 15 (as noted on the outline), will expand on our most recent activities and our plans for the future.



**CORR 22-83**

**TITLE:** Community Social Action Plan - Community Building Youth Futures of Prince Albert

**DATE:** August 9, 2022

**TO:** Executive Committee

**PUBLIC:** X

**INCAMERA:**

---

**SUGGESTED DISPOSITION:**

That the Correspondence be received as information and filed.

**PRESENTATIONS:** PowerPoint by Nicole Matheis, Community Engagement Coordinator and Various Youth, Community Building Youth Futures of Prince Albert

**ATTACHMENTS:**

1. Email received August 10, 2022

Written by: Delphine Melchert, Coordinator, Prince Albert Community Networking Coalition

## Lucy Phan

---

**From:** Delphine Melchert <wdmelchert@shaw.ca>  
**Sent:** Wednesday, August 10, 2022 1:06 PM  
**To:** City Clerk  
**Cc:** Lenore Swystun; Samantha Mark; 'Dawn Robins'; 'DawnRobins (wfcc@sasktel.net)'; Judy MacLeod Campbell; Bill Powalinsky; Craig Guidinger; Nicole Mathis; paimfc.ed@sasktel.net; wdmelchert@shaw.ca  
**Subject:** Att: Lucy - Executive Council - 3 presentations Aug 15 - 2 pm  
**Attachments:** CBYF Powerpoint (1).pdf; Community Social Action Plan - Pre-Covid Work 2020 Final.pptx; Outline, Presentation to Executive Council - August 15, 2022 CNC-PAUIC-CBYF.docx

Hi Lucy,

It was nice chatting with you this morning – here are the items we discussed. Please note: because of holiday plans, some of the names listed as attending may be absent, but there will be representation for all 3 groups.

Please see attached:

1. The outline for each presentation
2. Powerpoint from CNC – Community Social Action Plan
3. Powerpoint from CBYF
4. PAUIC info to include in the packages will be sent directly to the City Clerk's email.

Thanks for arranging to have the powerpoints cued up for our presentations.

Please call if you have any further questions.

All the best

Delphine Melchert

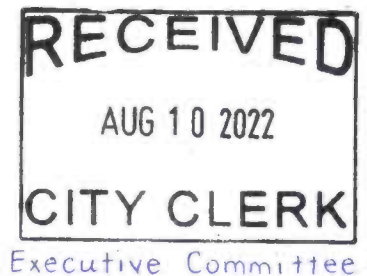
3398 Eagle Crescent

Prince Albert, SK S6V 7X1

[wdmelchert@shaw.ca](mailto:wdmelchert@shaw.ca)

**\*\*\*Caution:** This email originated from outside the City of Prince Albert email system.

Do not click links or open attachments unless you recognize the sender and know the content is safe. If in doubt contact IT Support ([support@citypa.com](mailto:support@citypa.com)). \*\*\*



**Recommended  
Disposition:**

Receive as  
Info & File

**Outline of Presentation to Executive Council, City of Prince Albert**  
**Monday, August 15, 2022**  
**PA Community Networking Coalition (CNC)**  
**PA Urban Indigenous Coalition (PAUIC)**  
**Communities Building Youth Futures (CBYF)**  
**5 minutes for each presentation**

**1. Prince Albert Community Networking Coalition**

<b>What</b>	<b>Time frame</b>	<b>Who</b>	<b>Format &amp; Details</b>
Intro, land acknowledgement and background	1 min	Craig Guidinger	Verbal – no attachments
Development of Community Social Action Plan	3 mins	Delphine Melchert	Power point – see attached <i>Original work done up to March, 2020-pre-covid</i>
Closing Comments	1 min	Bill Powalinsky	Moving forward - verbal

**2. Prince Albert Urban Indigenous Coalition**

<b>What</b>	<b>Time frame</b>	<b>Who</b>	<b>Format &amp; Details</b>
Intro and background	1 min	Janet Carriere	Verbal
Update and changes in community	3 min	Dawn Robins	Verbal
Moving Forward <ul style="list-style-type: none"> <li>- Continue learnings, sharings, collaboration (restorative justice, others)</li> <li>- Invitation to community pride walk and National Indigenous Peoples Day celebration in the Park</li> </ul>	1 min	Janet & Dawn	Verbal

**3. CBYF PA**

<b>What</b>	<b>Time frame</b>	<b>Who</b>	<b>Format &amp; Details</b>
Introduction, partnerships, events, overall project updates	2 mins	Nicole Matheis	Power Point
Experience with CBYF	2 mins	Youth	Power Point

**Together**

Closing & Ask of the Council	1 min	Together	Verbal
------------------------------	-------	----------	--------



A YOUTH LED ORGANIZATION WORKING TOGETHER  
TO BUILD A STRONGER FUTURE FOR ALL YOUTH IN OUR COMMUNITY.

# COMMUNITIES BUILDING YOUTH FUTURES

**FOR YOUTH - BY YOUTH**



# COMMUNITIES BUILDING YOUTH FUTURES PA:

- **STARTED IN 2020**
  - **WAS BROUGHT TO PA FROM CNC & PAUIC**
  - **WFCC FINANCIAL HOST & OFFICE LOCATION**
  - **WORKING WITH YOUTH TO IDENTIFY AND DEFINE BARRIERS FOR THEIR EDUCATION AND EMPLOYMENT GOALS**

## HISTORY





# CRITICAL SHIFTS

1. Youth are connected to their culture and have strong social bonds
2. Youth in care feel supported as they age out of care and transition to adulthood
3. Safe spaces for youth
4. A community that works together and provides support and opportunity free from bias or prejudice
5. People within and outside the community view PA as a safe, vibrant, appealing community.



# HOW DO WE INVOLVE YOUTH

The **youth voice** is at the centre of our work

- Youth Leadership Table
- Survey
- CBYF Leadership Table
- Action Teams





# PROGRAMMING

WHAT PROGRAMMING HAVE WE DONE TO  
MEET OUR CRITICAL SHIFTS

Online beading classes

Self Care Workshops

Cultural Workshops

Moccasin Making Workshops


Youth Accessing Digital Devices

Heart of the Youth Community Powwow









# PĪHTIKWĒ

*Connecting Prince Albert Youth*  
BEYOND THE DOORSTEP

# PĪHTIKWĒ

Plains Cree ᐱᐢᐃᑦ - inviting a person in







COMMUNITY  
CHANGE  
MAKERS  
beingthechange



YOUTH FEATURE

# QUINN

BY ANANDA NELSON, TALON GRIGORI & TIFFANY JONES

This is Quinn, she is 18 and graduates from Carlton this year. She plans to attend post secondary education.

During the Pandemic Quinn launched her own business called The Possibility Shop. The shop features paintings made by Quinn, including a new feather collection to contribute to truth and reconciliation. It is also to honor the survivors of the residential schools and those who didn't make it home.

## Q & A WITH QUINN

### What do you love about Prince Albert?

"I love Prince Albert because of the community, everyone's friendly, we except everybody, we respect that everybody's different."

### Why is community important to you?

"Community to me, is the idea that everyone belongs, I want everybody to feel that they belong, and I want them to feel like family."

### What is one hope you have for Prince Albert?

"My hope is that acceptance continues to grow. I hope that more and more people feel that they are valued and that they're heard and that they are being listened to"

COMMUNITY CHANGE MAKER



# QUINN

"My hope is that acceptance continues to grow. I hope that more and more people feel that they are valued and that they're heard and that they are being listened to"

#beingthechange  
www.cbyfpa.ca

Proudly supported by



Proudly supported by









# HOPES FOR THE FUTURE



BUILD OUR  
YOUTH  
LEADERSHIP  
COUNCIL



INCREASED  
EDUCATION  
RATES



ENGAGING  
COMMUNITY



BETTER  
COMMUNITY



City of  
**Prince Albert**

**CORR 22-85**

**TITLE:** Request to Implement Wastewater Energy Recovery Solutions

**DATE:** August 9, 2022

**TO:** Executive Committee

**PUBLIC:** X

**INCAMERA:**

---

**SUGGESTED DISPOSITION:**

That the Correspondence be received as information and filed.

**PRESENTATION:** Virtual by Dimitri Kourles, Founder/Chief Executive Officer, Saskatchewan Renewable Energy Solutions Inc.


**ATTACHMENTS:**

1. Email received July 29, 2022
2. Email received August 9, 2022

Written by: Dimitri Kourles, Founder/Chief Executive officer, Saskatchewan Renewable Energy Solutions Inc.

Savannah Price

**From:** Dimitri Kourles <dimitri@saskrenewableenergysolutions.com>  
**Sent:** Friday, July 29, 2022 11:50 AM  
**To:** Mayor; City Clerk  
**Cc:** Peter K; Lynn Mueller  
**Subject:** SK x SHARC Wastewater Energy Recovery Presentation  
**Attachments:** Seven35 Brochure.pdf; Lake Louise Brochure.pdf; Wall Centre Slide.png; PIRANHA Brochure.pdf; DC Water Brochure.pdf; SHARC Brochure.pdf



Some people who received this message don't often get email from dimitri@saskrenewableenergysolutions.com. [Learn why this is important](#)

Good afternoon, Mayor Dionne, and City Councillors of Prince Albert,

My name is Dimitri Kourles from Saskatchewan Renewable Energy Solutions Inc., representative firm for SHARC Energy Systems in the Province.

I wanted to reach out today regarding the opportunity to give a complete, in-depth presentation on SHARC's Wastewater Energy Recovery Solutions. These systems will be able to help the City of Prince Albert create low carbon retrofits/new construction, as well as lay the foundation for shared wastewater energy recovery districts/neighbourhoods. I am confident the Leadership Team at the City of Prince Albert will find this presentation very insightful, as the PIRANHA system will be able to assist the newly planned community centre reach net-zero, combining with other energy efficiency measures.

The PIRANHA system is for Individual Buildings, such as: community centers, hospitals, care homes, hotels, and mixed-use residential; providing up to 100% of hot water, as well as simultaneous heating or cooling to common areas. Whereas the larger SHARC wastewater energy recovery & filtration system helps service district/neighborhood energy systems with high wastewater flow rates, helping provide heating, cooling, and hot water to a network of residential, commercial, and industrial buildings with heat pumps.

The presentation will detail the process, function, and numerous environmental and economic benefits that can be supplied for the City of Prince Albert through wastewater energy recovery, in the form of: carbon reduction, validated carbon credits as a city revenue source, energy cost savings, and the ability to run/own a utility all-or-in-part; in the scenario where a district energy system provides heating, cooling and hot water to a network of buildings, as seen in Denver, CO and False Creek, BC.

**PIRANHA Video (Individual Buildings): [PIRANHA wastewater heat pump - How it works](#)**

**SHARC Video (District Energy): [National Western Center - North America's Largest Wastewater Energy District](#)**

Please see the attached digital brochures for more preliminary information.

We and SHARC look forward to having the chance to share this presentation with the City of Prince Albert.

Best regards,

**Recommended  
Disposition:**  
Receive as  
info + file

Dimitri Kourles

---

**Dimitri Kourles**

Founder/CEO

Saskatchewan Renewable Energy Solutions Inc.



3052 Birch Crescent  
Regina, SK S4S 7J4

[dimitri@saskrenewableenergysolutions.com](mailto:dimitri@saskrenewableenergysolutions.com)

+1-306-552-5274

<http://www.saskrenewableenergysolutions.com>

---

**\*\*\*Caution:** This email originated from outside the City of Prince Albert email system.

Do not click links or open attachments unless you recognize the sender and know the content is safe. If in doubt contact IT Support ([support@citypa.com](mailto:support@citypa.com)). \*\*\*



# Seven35. North Vancouver B.C.



## SITE INFO

### PIRANHA T10 HC

MULTI-FAMILY RESIDENTIAL  
60 TOWNHOMES  
JUNE 2012 · SHARC 660  
APRIL 2016 · PIRANHA T10  
MARCH 2020 · PIRANHA T10 HC

PRODUCT  
INSTALLED  
PROJECT TYPE  
PROJECT SIZE  
COMMISSIONED

ADERA  
STANTEC CONSULTING LTD.  
INTEGRA ARCHITECTURE


DEVELOPER  
ENGINEER  
ARCHITECT

## Multi-Award Winning Sustainable Townhomes

The Seven35 building on the North shores of Vancouver is a multi-award winning development and is the first installation of the PIRANHA wastewater heat recovery system.

At the forefront of sustainable building, Seven35 has aggressively adopted several SHARC beta installations and became a key proving ground of SHARC and PIRANHA efficiency to the world (see EPRI Incubate Energy Challenge.)

In March 2020 the 60 sustainable, two-story townhomes installed a PIRANHA T10 HC which uses wastewater to recover and save homeowners up to 75% in energy costs.



## QUICK FACTS

Built  
Green Gold



LEED Platinum

Canadian  
Home Builders'  
Association



Most energy  
efficient and  
sustainable  
community

Installed  
heat capacity  
of 120,000 Btu/h

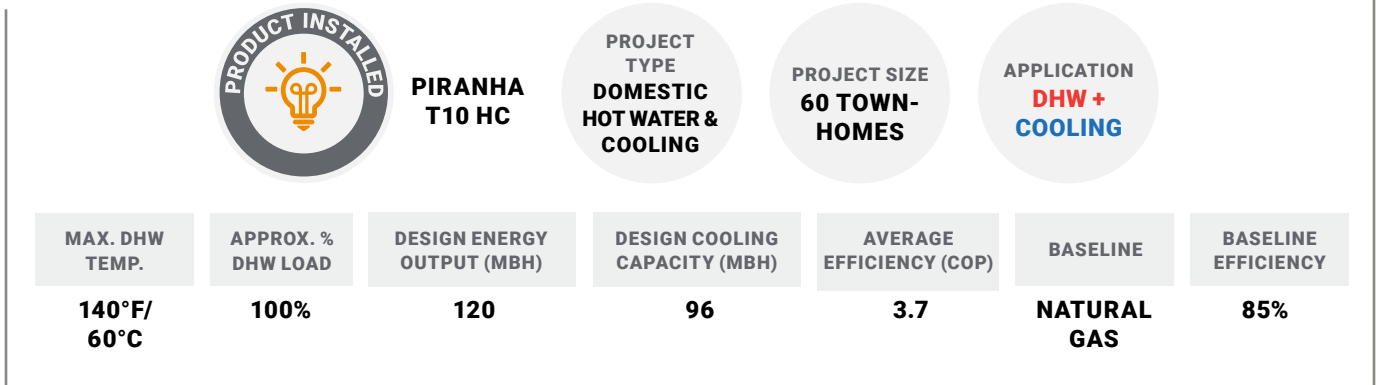
Energy  
savings  
of 75%

GHG  
production  
reduced by 90%

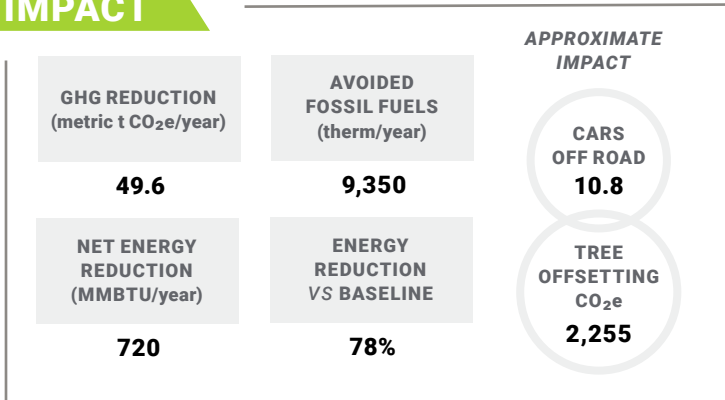
The average water usage per town home is 250 gallons per day at an average exiting temperature of 20°C (68°F).

# Seven35.

## SPECS & PERFORMANCE



## IMPACT



## GLOSSARY

**DHW** • DOMESTIC HOT WATER  
**COP** • COEFFICIENT OF PERFORMANCE  
 AVERAGE EFFICIENCY (i.e. 3.7=370%)

**HEATING ASSUMPTIONS**  
 BOILER AT OPTIMUM CONDENSING

SITE OF  
**EPRI INCUBATENERGY**  
 CHALLENGE PILOT



Check out the pilot results at:  
[sharcenergy.com/incubatenergy/](http://sharcenergy.com/incubatenergy/)



# Lake Louise Inn. Alberta



## SITE INFO

### PIRANHA T10

HOSPITALITY & LAUNDRY  
247 ROOMS  
SEPTEMBER 2018

PRODUCT  
INSTALLED  
PROJECT TYPE  
PROJECT SIZE  
COMMISSIONED

## Commercial Laundry in Beautiful Banff

Lake Louise Inn (LLI) is a 247 room resort nestled within the breathtaking Rocky Mountains in Banff National Park, part of a UNESCO World Heritage Site.

Utilizing a **PIRANHA T10** to collect the hot wastewater discharge from their laundry systems, Lake Louise reduced their laundry water heating energy demand by as much as 45%.

Their **PIRANHA T10** wastewater heat recovery system intercepts laundry room wastewater, extracts heat from it and uses that heat to offset the energy required by the hotel to heat water for the laundry.



## QUICK FACTS

137 MWh/year  
heat output

PIRANHA  
significantly reduced  
load and runtime  
of boilers

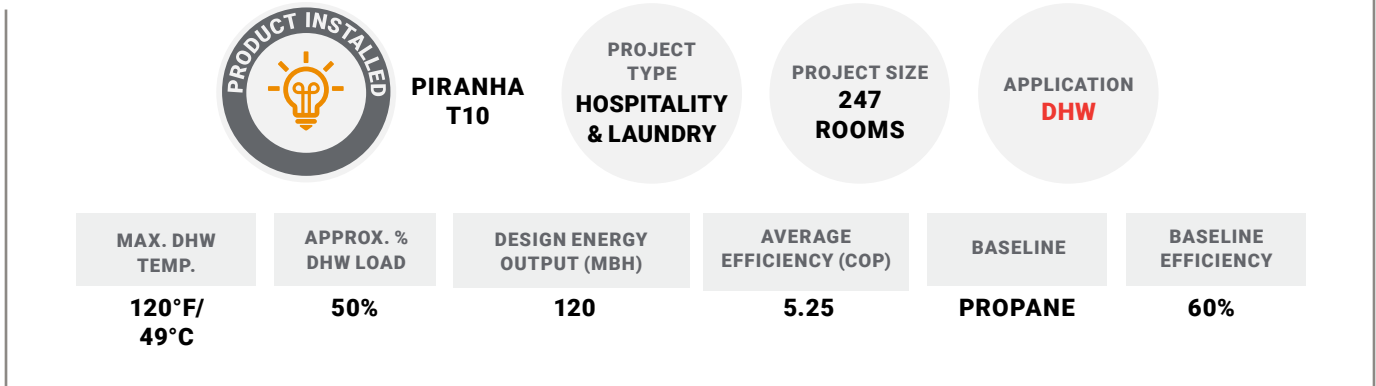
32,000 litres  
of propane  
saved per year

Lake Louise Inn's  
laundry room  
hot water  
is propane heated

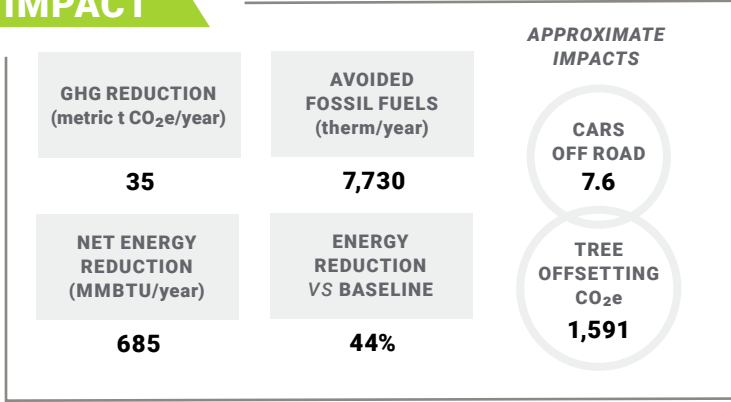


# Lake Louise Inn.

## SPECS & PERFORMANCE



## IMPACT



## GLOSSARY

**DHW** • DOMESTIC HOT WATER  
**COP** • COEFFICIENT OF PERFORMANCE  
 AVERAGE EFFICIENCY (i.e. 3.7=370%)

**HEATING ASSUMPTIONS**  
 BOILER AT OPTIMUM CONDENSING

## RESULTS

**FROM 2 WEEK AUDITED TRIAL (2018)**

- ✓ Ran an average of **10.7 hours per day**
- ✓ PIRANHA **output 375 kWh of heat per day** (1.28 million BTU) the equivalent of heating nearly 6,500 litres (1,700 US gallons) of water from 10 to 60°C (50 – 140°F)
- ✓ PIRANHA **reduced propane requirement** by 1,240 litres (327 gallons) the equivalent of 1.93 tonnes of CO<sub>2</sub>e



Contact SHARC to find out more!

+1 (604) 475-7710 | SHARCenergy.com

# Wall Center Central Park

Vancouver, BC



SHARC

CASE STUDY

- Two-Phase Development by Wall Financial in Vancouver
- Phase 1 – 700 Residential Units,
  - **SHARC 660 system**
  - Commissioned Summer 2017
- Phase 2 – 350 Residential Units,
  - **2-qty PIRANHA T10 units** running in parallel
  - Commissioned Summer 2018

Wall  
FINANCIAL  
CORPORATION



- **Approximately 69,000 Therms Total Natural Gas Reduction**
- **GHG emission reductions of approximately 375 t CO<sub>2</sub>e/year across both phases**

- Both systems provide domestic hot water preheating
- SHARC and PIRANHAs contributed to LEED® Gold certification of the building





# PIRANHA™ series

## All-In-One Heat Pump for Wastewater Heat Recovery and Cooling

The PIRANHA is a specialized water-to-water heat pump that recovers energy directly from wastewater and uses this source energy to produce hot water. The hot water produced through the unit is typically used for potable domestic hot water (DHW) purposes, however it can also be used for hydronic heating or alternate hot water demand purposes.

The PIRANHA features a specially designed evaporator to recover and transfer energy directly from wastewater into a refrigeration circuit, paired with an NSF-372 rated double-wall vented brazed plate heat exchanger (condenser) to transfer the energy directly into potable water.



INTERESTED IN REBATES?  
**CONTACT US!**



### ★ KEY FEATURES

- All-in-one unit, includes custom heat exchanger inside
- Odor-free
- Simple maintenance & service
- Simultaneous Heating and Cooling (HC model)
- Long life span
- Remotely monitored and managed
- Quiet operation
- Multiple units can be installed in parallel
- Optimized for multi-family residential & light commercial applications
- Does not require macerator or pre-filtration
- Designed to utilize black and grey water
- Programmable to use energy off peak hours
- Fits through double doors to support retrofitting

### BEST SUITED FOR

#### MEDIUM-SIZED HEAT TRANSFER APPLICATIONS



**COMMERCIAL** HOSPITALS, MICRO-BREWERIES & DISTILLERIES, COMMERCIAL LAUNDRY, COMMUNITY ACTIVITY CENTERS



**MULTI-FAMILY** 50-350 UNIT APARTMENTS/CONDOS, STUDENT HOUSING, SENIOR/ ASSISTED LIVING, COMMUNITY HOUSING



### WHY PIRANHA?

- ✓ **Intelligently recover heat energy** using wastewater to greatly reduce new energy consumption and CO<sub>2</sub> emissions
- ✓ **Reduce cooling costs** with **fully automated, consistent** year-round performance
- ✓ **Compact, small footprint** heat pump powerhouse

PIRANHA MODEL	PIRANHA T5	PIRANHA T10	PIRANHA T15	PIRANHA T5 HC	PIRANHA T10 HC	PIRANHA T15 HC
<b>TYPE OF PROCESS</b>	BATCH FLOW					
<b>WATER HEATING</b>	YES					
<b>SPACE COOLING</b>	NO			YES		
<b>DESIGN WASTEWATER FLOWRATE</b>	100 GPM					
	6.3 L/s					
<b>MINIMUM WASTEWATER STORAGE*</b>	750 gal	1,500 gal	2,250 gal	750 gal	1,500 gal	2,250 gal
<b>DESIGN DOMESTIC WATER FLOWRATE</b>	12 GPM	24 GPM	36 GPM	12 GPM	24 GPM	36 GPM
	0.76 L/s	1.5 L/s	2.3 L/s	0.76 L/s	1.5 L/s	2.3 L/s
<b>DESIGN SPACE COOLING SOURCE FLOWRATE</b>	N/A	N/A	N/A	9.6 GPM	19.2 GPM	28.8 GPM
				0.6 L/s	1.21 L/s	1.82 L/s
<b>DESIGN HEATING CAPACITY</b>	60,000 BTU/h	120,000 BTU/h	180,000 BTU/h	60,000 BTU/h	120,000 BTU/h	180,000 BTU/h
	17.5 kW	35 kW	52.5 kW	17.5 kW	35 kW	52.5 kW
<b>DESIGN COOLING CAPACITY</b>	N/A	N/A	N/A	48,000 BTU/h	96,000 BTU/h	144,000 BTU/h
				14 kW	28 kW	42 kW
<b>APPROX. CABINET WEIGHT (EMPTY)</b>	1,190 lbs	1,950 lbs	2,400 lbs	1,290 lbs	2,050 lbs	2,550 lbs
	540 kg	885 kg	1,088 kg	585 kg	930 kg	1,156 kg
<b>APPROX. CABINET WEIGHT (FULL)</b>	2,525 lbs	4,929 lbs	7,700 lbs	2,625 lbs	5,029 lbs	7,850 lbs
	1,145 kg	2,236 kg	3,492 kg	1,190 kg	2,281 kg	3,560 kg
<b>CONDENSER PRESSURE DROP</b>	0.97 psi	1.54 psi	0.60 psi	0.97 psi	1.54 psi	0.60 psi
<b>MAX CONDENSER OPERATING PRESSURE</b>	435 psi					
<b>HC EVAPORATOR PRESSURE DROP</b>	N/A	N/A	N/A	2.12 psi	4.52 psi	4.36 psi
<b>MAX EVAPORATOR OPERATING PRESSURE</b>	435 psi					
<b>REFRIGERANT TYPE</b>	R-513a					
<b>REFRIGERANT QUANTITY</b>	7 lbs	20 lbs	26 lbs	9 lbs	26 lbs	31 lbs
<b>AGITATOR</b>	YES					
<b>MAIN COMPONENT</b>	PIRANHA UNIT- ABOVE-GRADE DRAIN VALVE, CONSTANT TEMPERATURE OUTPUT VALVE, METERING PACKAGE					
<b>OPTIONAL FEATURES</b>	MID-GRADE OR BELOW-GRADE PUMP PACKAGE					
<b>AUXILIARY COMPONENTS (SUPPLIED BY OTHERS)</b>	WASTEWATER HOLDING TANK • PRIMARY WASTEWATER SUPPLY PUMP CIRCULATION PUMPS • DHW PRE-HEAT TANK(S)					

PIRANHA MODEL	PIRANHA T5/T5 HC		PIRANHA T10 / T10 HC				PIRANHA T15 / T15 HC	
<b>POWER</b>	208/230 V, 60 Hz, 3 Phase		208/230 V, 60 Hz, 3 Phase		460 V, 60 Hz, 3 Phase		460 V, 60 Hz, 3 Phase	
<b>COMPONENTS</b>	RLA/FLA (A)	FLA (A)	RLA/FLA (A)	FLA (A)	RLA/FLA (A)	FLA (A)	RLA/FLA (A)	FLA (A)
<b>COMPRESSOR</b>	34.0	155.0	57.0	255.0	29.0	145.0	47.0	215.0
<b>LIFT PUMP - 3 HP**</b>	8.8	44.0	8.8	44.0	4.0	20.0	4.0	20.0
<b>EXTERNAL PUMP - 3 HP</b>	8.8	44.0	8.8	44.0	4.0	20.0	4.0	20.0
<b>CONTROLS</b>	5.0		5.0		2.0		2.0	
<b>NOMINAL LOAD (A)</b>	56.6		79.6		39.0		57.0	
<b>MCA (A)</b>	65.0		94.0		47.0		69.0	
<b>MOCP (A)</b>	90.0		150.0		70.0		110.0	

\*MINIMUM RECOMMENDED WASTEWATER STORAGE VOLUME DETERMINED BY PROJECT

\*\* STANDARD DESIGN HORSEPOWER

BASE MODULE VALUES ONLY – DOES NOT INCLUDE AUXILIARY EQUIPMENT SUCH AS SLUDGE PUMP, LOAD SIDE CIRCULATION PUMP(S), COOLING APPLICATION CIRCULATION PUMP(S), ETC.



Contact SHARC to find out more!

+1 (604) 475-7710 | [PIRANHA.sharcenergy.com](http://PIRANHA.sharcenergy.com)

# DC Water Administrative Building.

## Washington D.C.



### SITE INFO

#### SHARC 660 SYSTEM

COMMERCIAL

151,300 ft<sup>2</sup>

AUGUST 2018

DC WATER

SMITHGROUP

SMITHGROUP

PRODUCT  
INSTALLED

PROJECT TYPE

PROJECT SIZE

COMMISSIONED

DEVELOPER

ENGINEER


ARCHITECT

## The Greenest Building in North America

District of Columbia Water and Sewer Authority (DC Water) provides drinking water, sewage collection and sewage treatment in Washington, D.C.

The building is designed to **LEED® Platinum Class A** standards and is the greenest building in North America.

This SHARC system provides the 151,300 ft<sup>2</sup> building with source energy for a combination of heating, air conditioning and water heating.



DC Water photography:  
Alan Karchmer Photography

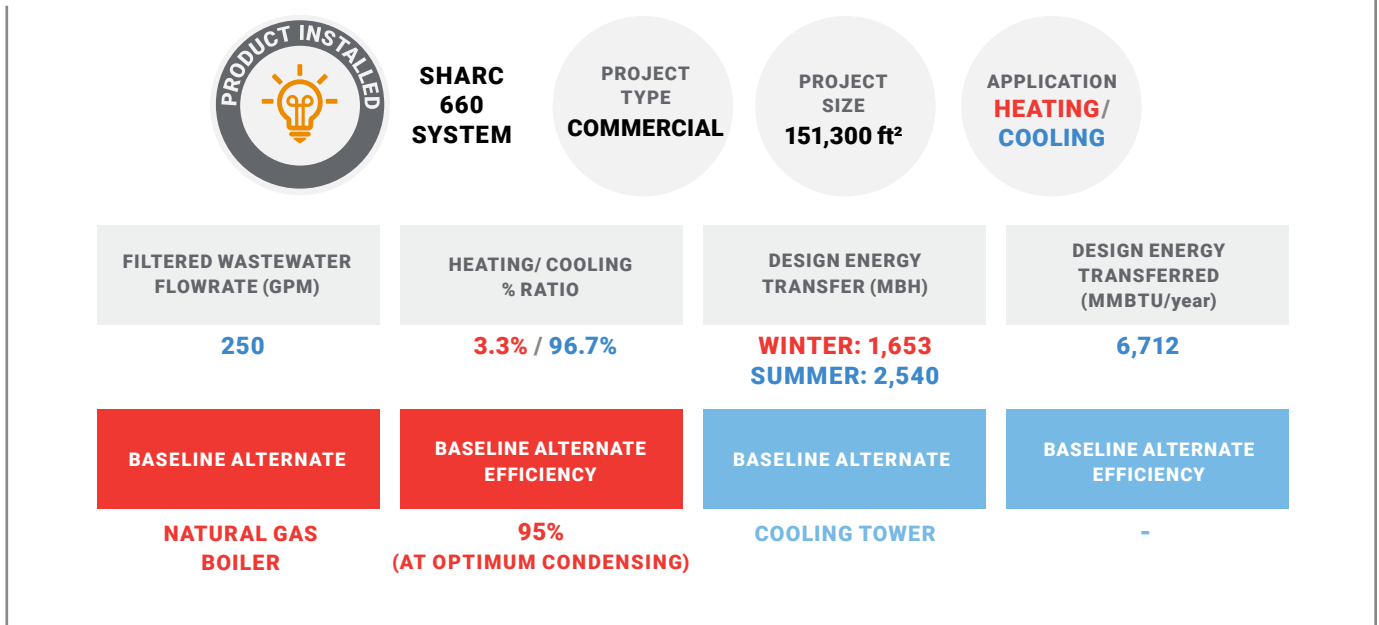
### QUICK FACTS

Feb 2021  
Awarded  
LEED Platinum

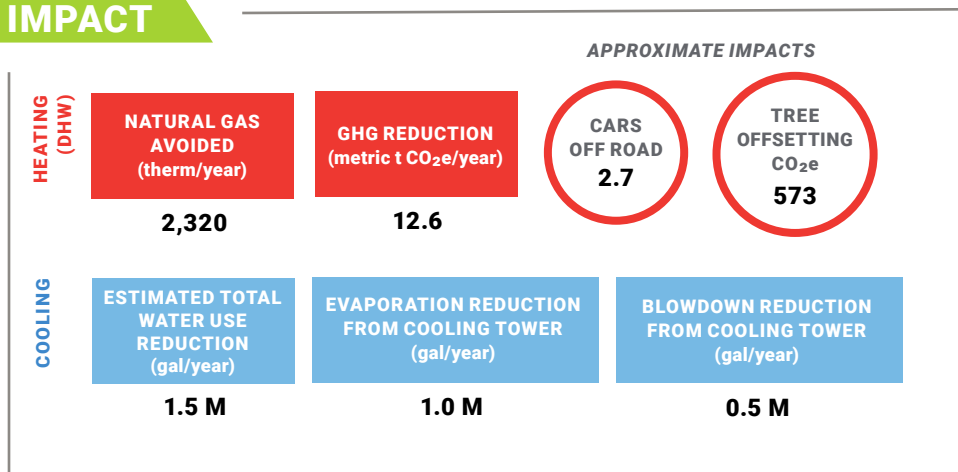


# DC Water.

## SPECS & PERFORMANCE



## IMPACT





# SHARC™ series

## Patented Filtration for Industrial-Sized Wastewater Heat Energy Transfer

SHARC's patented filtration allows it to easily meet the large capacity requirements of energy districts, large multifamily residential, and industrial applications. It can seamlessly fit into just about any condenser water system and provides a more optimal temperature range for increased system efficiency.



INTERESTED IN REBATES?  
**CONTACT US!**



### ★ KEY FEATURES

- Expected lifespan of 25 years
- Pressure sensors and flow meters included
- Sizes range from 4 to 12 inch piping (100 to 2500 GPM)
- Automated reversing valves control back flush, keeping the heat exchanger operating at design parameters
- DDC control system with touch screen control, remote monitoring, data trending, and email alerts (Modbus standard and BACnet integration available)

### BEST SUITED FOR

#### LARGE FILTRATION & HEAT TRANSFER APPLICATIONS:



#### INDUSTRIAL

DISTRICT & CAMPUS ENERGY, COMMERCIAL FOOD PRODUCTION, MANUFACTURING, LARGE BREWERIES, DAIRIES/ CHEESE, AGRICULTURAL



#### COMMERCIAL

HOSPITALS, BREWERIES & DISTILLERIES, COMMERCIAL LAUNDRY, COMMUNITY ACTIVITY CENTERS



#### MULTI-FAMILY

350+ UNIT APARTMENTS/ CONDOS, STUDENT HOUSING, SENIOR/ ASSISTED LIVING, COMMUNITY HOUSING



### WHY SHARC?

- ✓ **Patented, high efficiency** filtration system – pre-screening NOT required
- ✓ **Scalable** to accommodate larger flow rates
- ✓ **Can be paired with all types** of water-source condensers and heat pumps
- ✓ **Designed inside foundation**, leaving rooftops available for greenspace and PV, extending lifespan & ease of service
- ✓ **Replaces/ reduces** cooling tower use, saving potable water

SHARC MODEL	SHARC 660		SHARC 880		SHARC 1212 (COMING SOON)	
<b>TYPE OF PROCESS</b>	CONTINUOUS FLOW					
<b>WATER HEATING</b>	YES					
<b>WATER COOLING</b>	YES					
<b>SPACE HEATING/COOLING</b>	YES					
<b>DESIGN WASTEWATER FLOWRATE</b>	100–550 GPM		500-1,200 GPM		1,100–2,500 GPM	
	6–35 L/s		31 – 75 L/s		70–157 L/s	
<b>DESIGN CONDENSER WATER FLOW RATE</b>	VARIES					
	VARIES					
<b>STANDARD DESIGN HEAT OUTPUT, AT MAX FLOW</b>	2,474 MBH		5,399 MBH		11,248 MBH	
	0.725 MW		1.6 MW		3.3 MW	
<b>FILTER SIZE</b>	1/8"					
	3 mm					
<b>SHARC MODULE INLET/ OUTLET CONNECTION DIAMETER</b>	4" or 6"		8"		12"	
	100 mm or 152 mm		203 mm		305 mm	
<b>MAX. OPERATING PRESSURE</b>	45 psi					
<b>MAX. OPERATING PRESSURE DIFFERENTIAL</b>	20 psi					
<b>COMPONENTS INCLUDED ON SKID</b>	MACERATOR UNIT • SHARC UNIT • AUTOMATED VALVE ASSEMBLY HEAT EXCHANGER • CONTROL PANEL					

SHARC MODEL	SHARC 660					SHARC 880					SHARC 1212 (COMING SOON)				
	POWER		208/230 V, 60 Hz, 3 Phase	460 V, 60 Hz, 3 Phase	575 V, 60 Hz, 3 Phase			208/230 V, 60 Hz, 3 Phase	460 V, 60 Hz, 3 Phase	575 V, 60 Hz, 3 Phase			208/230 V, 60 Hz, 3 Phase	460 V, 60 Hz, 3 Phase	575 V, 60 Hz, 3 Phase
COMPONENTS	HP	KW	FLA (A)	FLA (A)	FLA (A)	HP	KW	FLA (A)	FLA (A)	FLA (A)	HP	KW	FLA (A)	FLA (A)	FLA (A)
<b>MACERATOR</b>	5	3.7	13.9	6.7	5.3	5	3.7	13.9	6.7	5.3	10	7.5	25.4	12.0	9.6
<b>AUGER MOTOR</b>	0.75	0.6	3.3	1.7	1.3	1.5	1.1	4.6	2.1	1.7	1.5	1.1	4.6	2.1	1.7
<b>SOLIDS PUMP MOTOR</b>	1	0.75	3.3	1.5	1.4	3	2.2	8.5	3.8	3.0	5	3.7	13.6	6.2	4.9
<b>CONTROLS</b>	-	-	5.0	2.0	2.0	-	-	5.0	2.0	2.0	-	-	5.0	2.0	2.0
<b>NOMINAL LOAD</b>			25.5	11.9	10.0			32	14.6	12.0			48.6	22.3	18.2
<b>MCA (A)</b>			29.0	13.6	11.3			35.5	16.3	13.3			55.0	25.3	20.6
<b>MOCP (A)</b>			40.0	20.0	20.0			50.0	25.0	20.0			80.0	35.0	30.0
<b>S.C.R (kA)</b>			5.0	5.0	5.0			5.0	5.0	5.0			5.0	5.0	5.0

**BASE MODULE VALUES ONLY** – DOES NOT INCLUDE AUXILIARY EQUIPMENT SUCH AS WASTEWATER SUPPLY PUMP(S), SLUDGE PUMP(S), LOAD SIDE CIRCULATION PUMP(S), ETC. THAT MAY OPTIONALLY BE INCLUDED IN THE SHARC MODULE CONTROL PACKAGE.



Contact SHARC to find out more!

+1 (604) 475-7710 | [SHARC.sharcenergy.com](http://SHARC.sharcenergy.com)



## Lucy Phan

---

**From:** Dimitri Kourles <dimitri@saskrenewableenergysolutions.com>  
**Sent:** Tuesday, August 9, 2022 1:15 PM  
**To:** Lucy Phan; City Clerk  
**Subject:** Re: Submission to Council - Request to Present: Wastewater Energy Recovery Solutions  
**Attachments:** City of PA - SHARC x SK Renewables Presentation.pdf

Hello Lucy,

Here is the informative presentation PDF for SHARC Energy Wastewater Energy Recovery Systems presented by Saskatchewan Renewable Energy Solutions, prior to the deadline at 4:45pm today -- in preparation for next week's City Council meeting.

We are just in the midst of moving to a larger office, therefore for the moment you can use the address  
→ 3052 Birch Crescent, Regina, SK, S4S 7J4

Thanks for checking in!

Dimitri

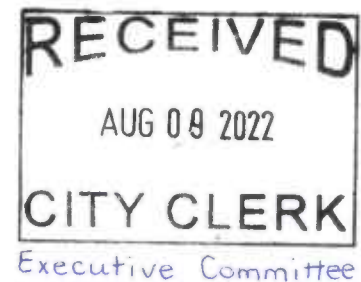
---

**Dimitri Kourles**  
Founder/CEO  
Saskatchewan Renewable Energy Solutions Inc.



dimitri@saskrenewableenergysolutions.com  
+1-306-552-5274  
<http://www.saskrenewableenergysolutions.com>

---








# WASTEWATER ENERGY RECOVERY

THE FOUNDATION OF LOW-CARBON BUILDINGS



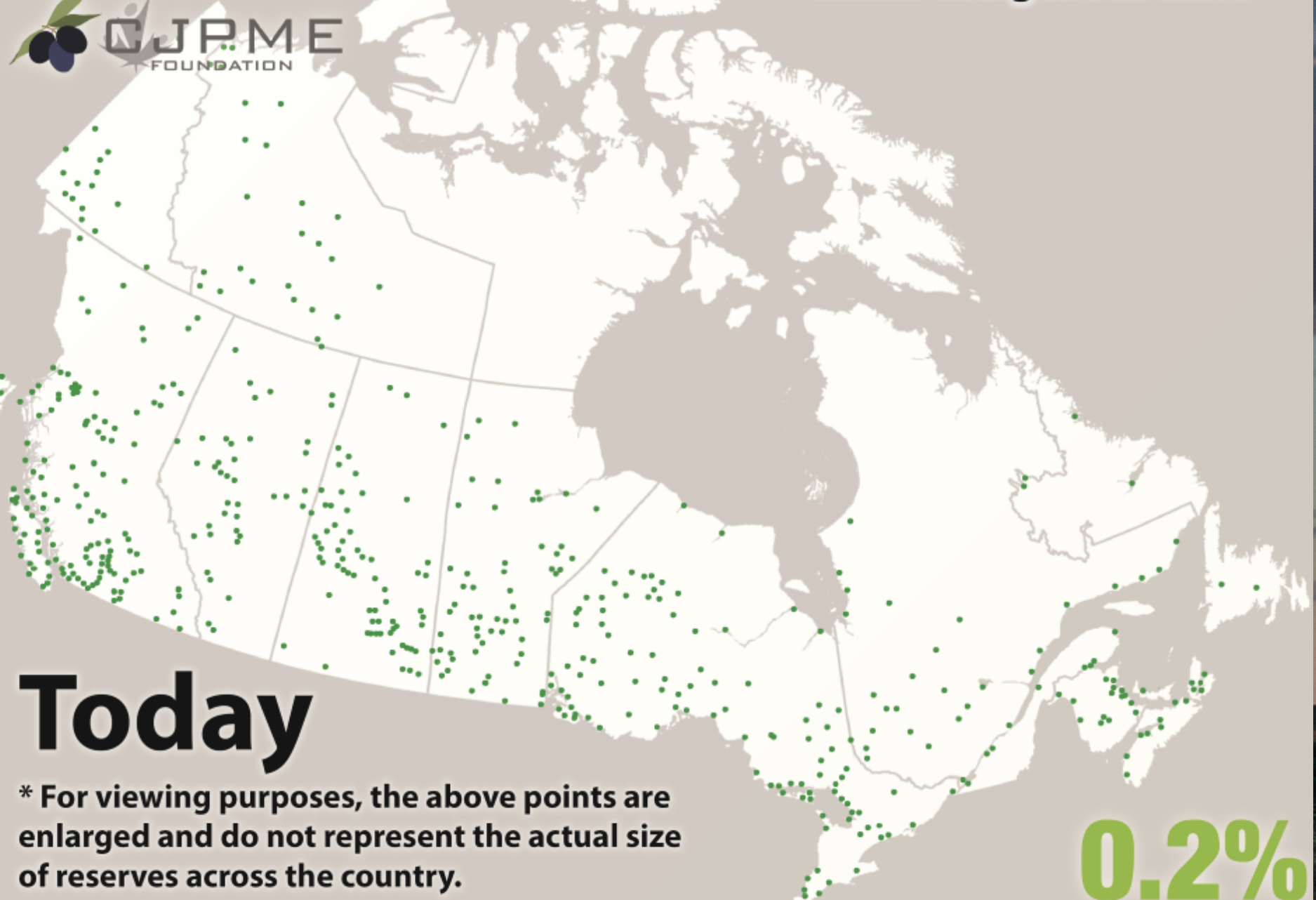


# LAND ACKNOWLEDGEMENT

Map 1



Map 4





**SHARC Energy Systems is the World Leader in energy recovery from the wastewater we send down the drain everyday.**

**Innovators of the Premier, Canadian-made Wastewater Energy Recovery Systems, the most energy efficient systems for heating, cooling, and hot water production; for residential, commercial, and industrial applications.**



**SASKATCHEWAN  
RENEWABLE ENERGY  
SOLUTIONS**

**Saskatchewan Renewable Energy Solutions is a social enterprise created with the purpose of investing into the future of the province and Canada, connecting renewable energy solutions to help achieve the national goal of net-zero carbon emissions by 2050.**

**Our vision is to help create a sustainable, renewable future, by incorporating all 3 aspects of the triple-bottom-line into our operations.**

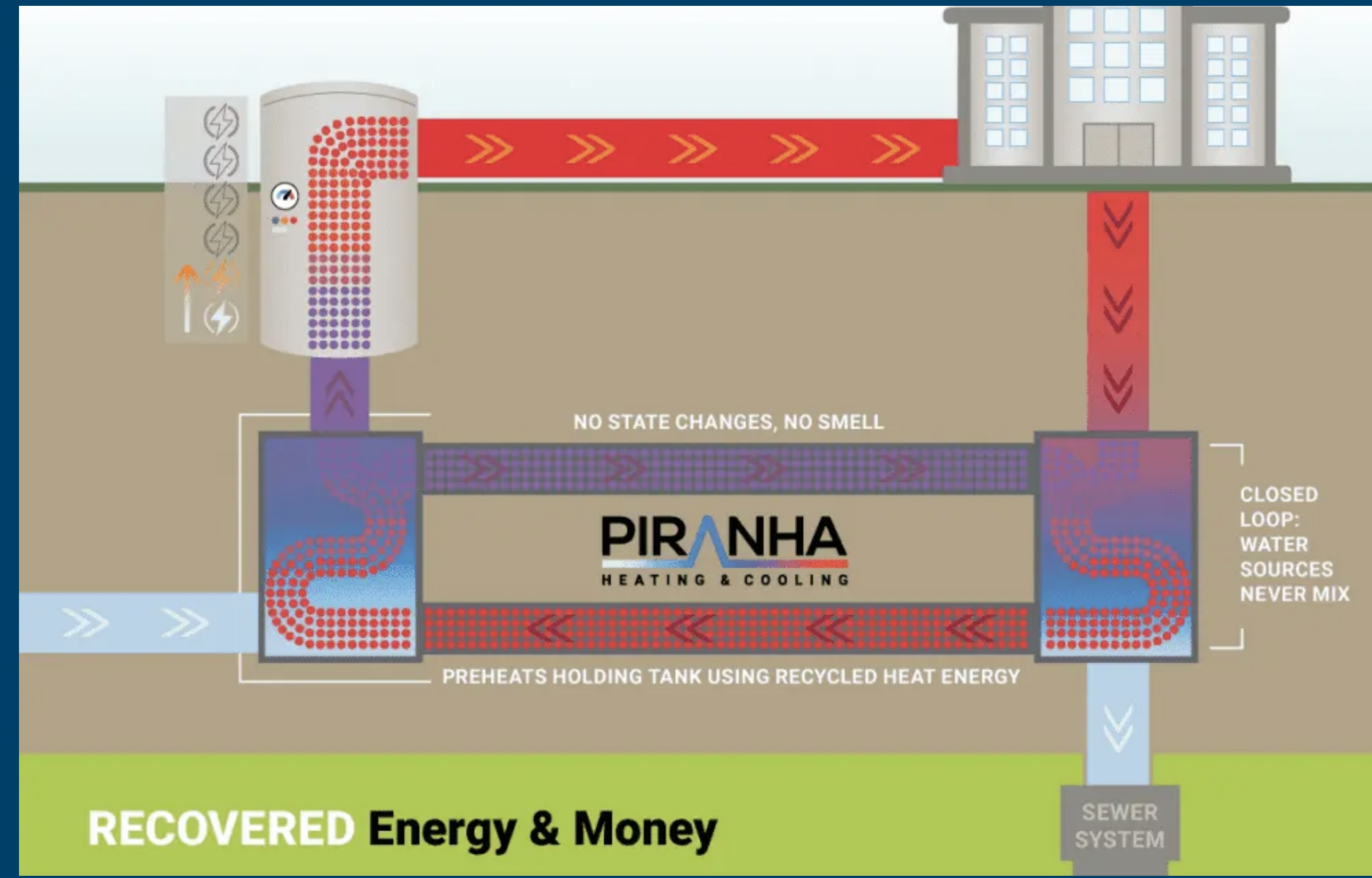
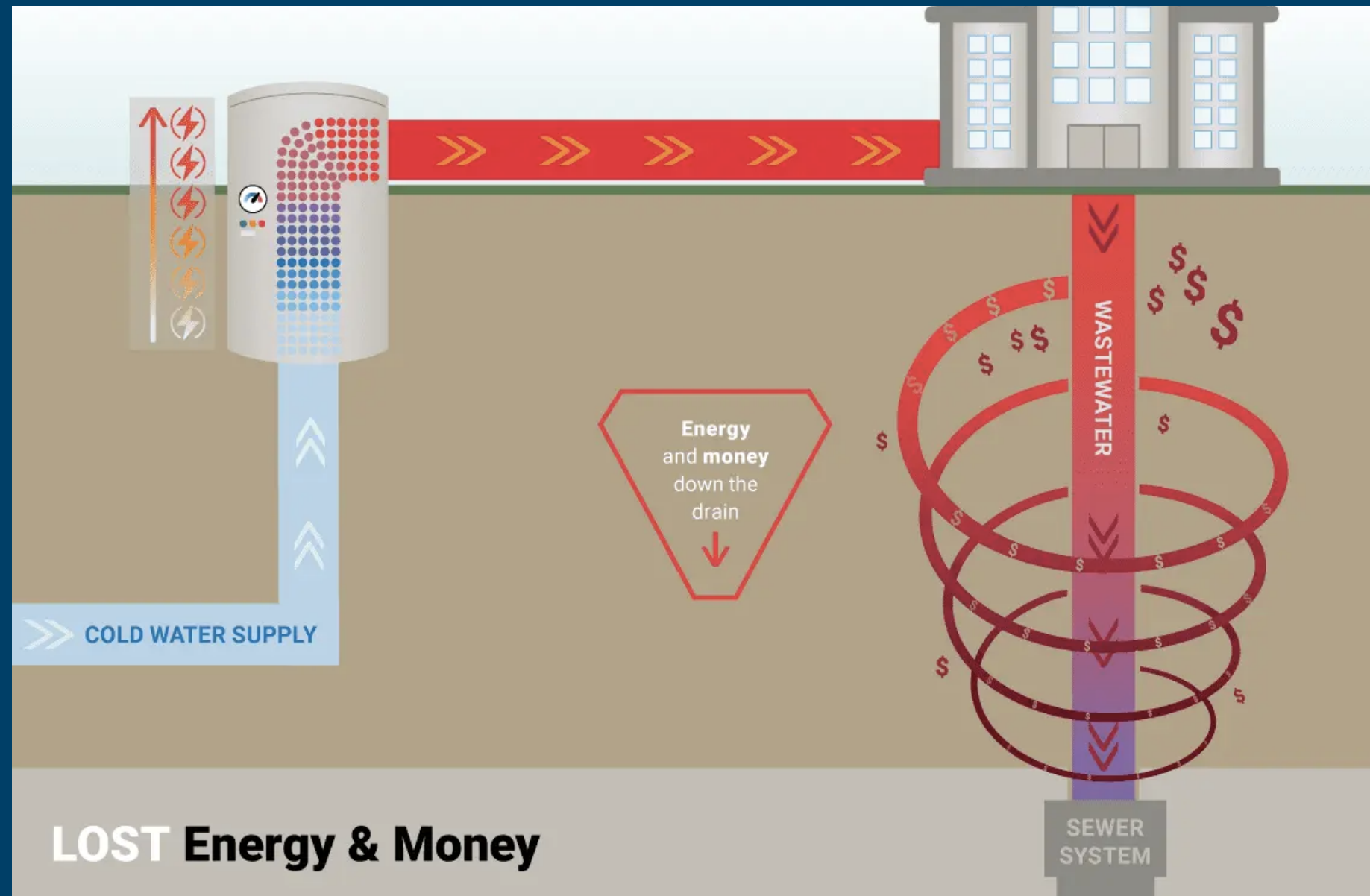
**People - Economy - Planet**



**WASTED THERMAL ENERGY**

**LOST VALUE \$**

# THE VALUE IN THE WATER WE WASTE



- SHARC's systems can help provide **heating**, **cooling**, and **hot water** to the associated building(s) by recovering regularly wasted thermal energy.

- Offsetting the usage of fossil-fuel combusting HVAC equipment.



# WHY SHARC?

10 R'S = 10 REASONS

---

1. **RECOVER** energy from a natural resource that is consistently wasted.



2. **REDUCE** greenhouse gas emissions and energy costs.



3. **REALIZE** annual carbon tax savings that will grow exponentially from \$50 / ton to \$170 / ton by 2030, etc.



4. **RESOURCEFUL** system technical support & a specialized knowledge.



5. **rock solid RELIABILITY** and longevity, taking up very little physical space.



6. **REPUTABLE**, Canadian - Made, Clean Energy Solutions & Company.



7. **RECEIVE** commercialized carbon credits as an annual revenue source.



8. **REMOTE** monitoring and preventative maintenance notifications, 24/7/365.

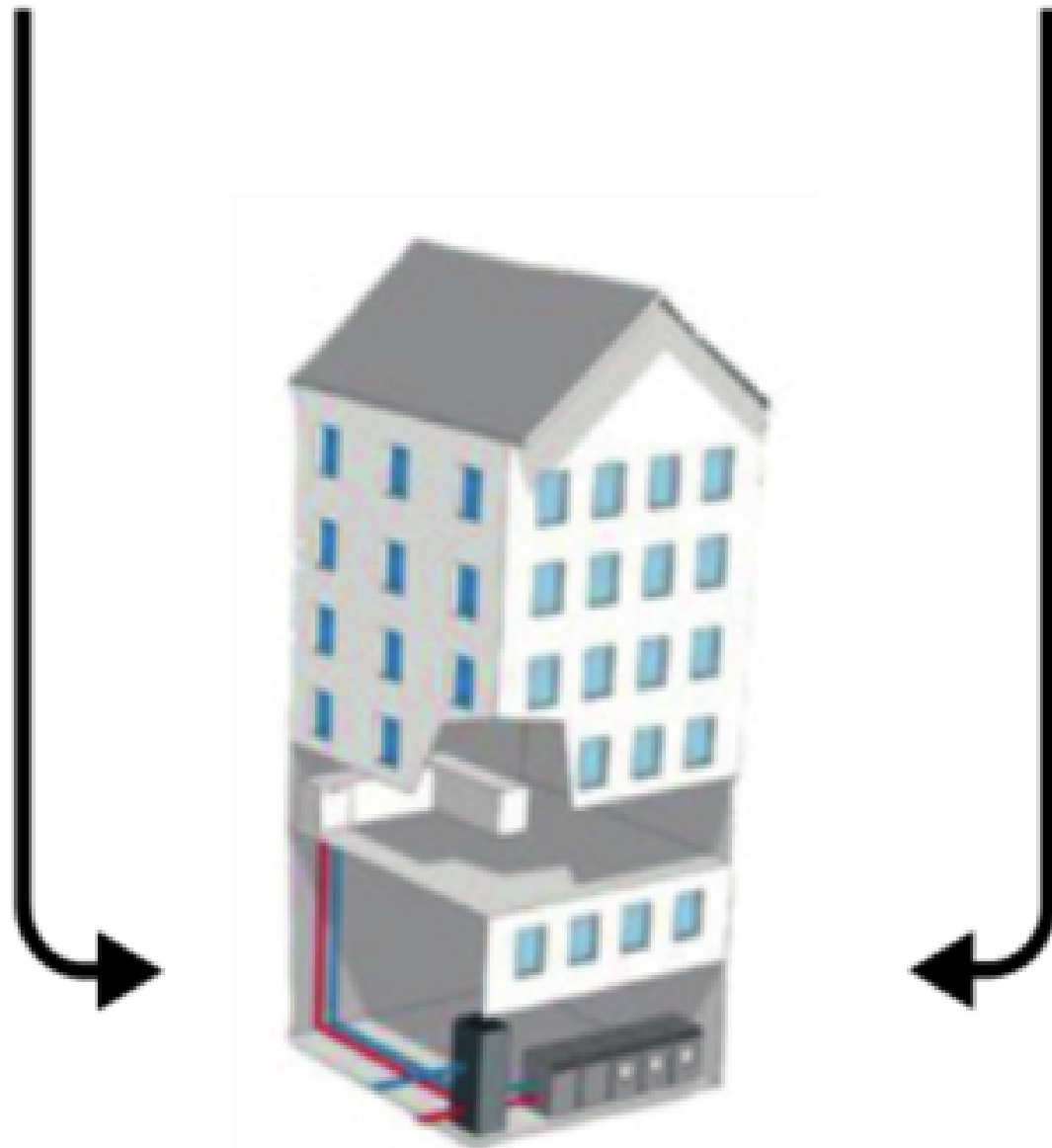
9. **REPORTS** and analytics based off 25 Data-Points for measurable results.



10. **RENDER** inexpensive annual maintenance costs, and installation costs.

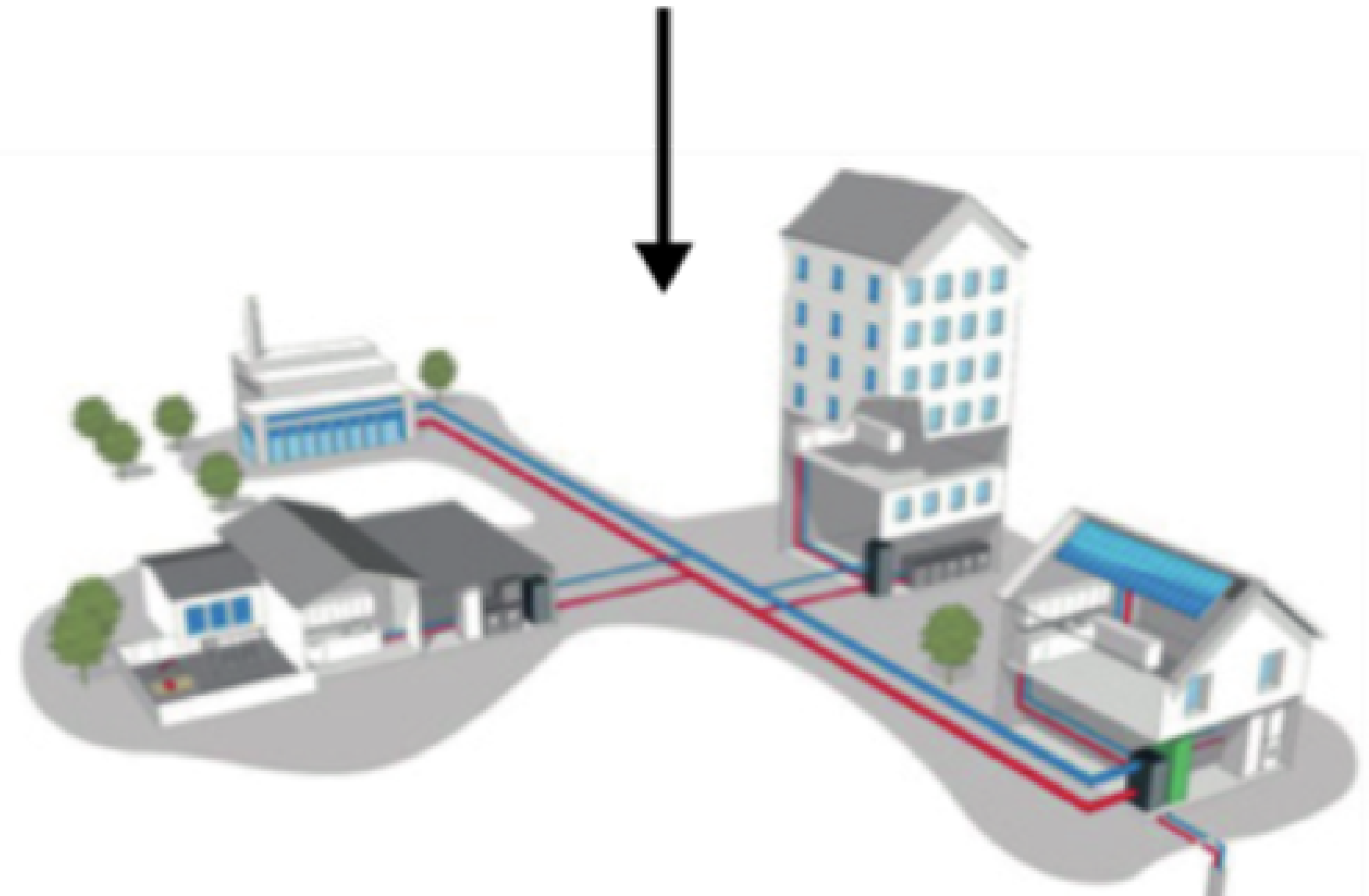


# PIRANHHA



- **INDIVIDUAL BUILDING**
- **SMALL-MEDIUM MULTI-FAMILY RESIDENTIAL**
- **SMALL-MEDIUM COMMERCIAL & INDUSTRIAL**

# SHARC



- **MEDIUM-LARGE MULTI-FAMILY RESIDENTIAL**
- **MEDIUM-LARGE COMMERCIAL & INDUSTRIAL**
- **DISTRICT HEATING AND COOLING NETWORKS**  
*District Energy Centers*



# PIRANHA

---

- **MULTI-FAMILY RESIDENTIAL**
- **HOSPITALS**
- **COMMUNITY REC CENTRES & ARENAS**
- **EVENT-PLEXES**
- **STUDENT HOUSING**
- **CARE HOMES**
- **HOTELS**
- **BREWERIES**
- **CORRECTIONAL CENTRES**
- **AGRICULTURAL**
- **INDUSTRIAL**



- **SMALL & MEDIUM-SCALE RETROFITS & NEW BUILDS**
- **ABILITY FOR UP TO 100% OF HOT WATER**
- **PIRANHA HC SUPPLIES COMMON AREA COOLING**
  - **TIE-IN W/ OTHER PROCESSES (GEO, HYDRONIC)**
- **REDUCE GAS BOILER USAGE CONSISTENTLY**
- **METERING ABILITY IN MULTI-FAMILY BUILDINGS**
- **QUIET, SANITARY, ODOURLESS, OPERATION**
- **SYSTEM LIFESPAN OF UP TO 25 YEARS**

# Seven35

North Vancouver, BC



Most energy  
efficient and  
sustainable  
community



SHARC

CASE STUDY



- The first multi-family LEED® for Homes Platinum building in Canada
- Certified BuiltGreen Gold
- 60 Residential Units
  - **PIRANHA T10** Commissioned Spring 2016
  - **9,350 Therms Natural Gas reduction**
  - **GHG Emission reductions of approximately 49.6 t CO<sub>2</sub>e/year**
- PIRANHA system provides domestic hot water preheating
- Piranha contributed to LEED® Platinum certification of the building
- **Currently PIRANHA HC EPRI Challenge Site**



**EPRI**  
ELECTRIC POWER  
RESEARCH INSTITUTE



# SHARC

---

- **DISTRICT ENERGY SYSTEMS**
- **NEW DEVELOPMENTS**
- **SMALL COMMUNITIES**
- **MUNICIPALITIES & NEIGHBOURHOODS**
- **LARGE COMMERCIAL BUILDINGS**
- **DOWNTOWNS & BUSINESS DISTRICTS**
- **CAMPUSES**
- **WASTEWATER TREATMENT PLANTS**
- **INDUSTRIAL & AGRICULTURAL**



- **LARGE-SCALE NEW BUILDS, EXPANSIONS**
- **HIGH WASTEWATER FLOW-RATES**
- **HELPS W/ HEATING, COOLING & HOT WATER**
  - **PAIRING WITH HEAT PUMP(S)**
- **REDUCES GAS BOILER & COOLING TOWER USE**
- **POTABLE WATER USAGE REDUCTION**
- **QUIET, SANITARY, ODOURLESS, OPERATION**
- **REMOTE MONITORING, DATA-TRENDS, ALERTS**
- **SYSTEM LIFESPAN OF 25 + YEARS**

# Wall Center Central Park

Vancouver, BC



SHARC

CASE STUDY

- Two-Phase Development by Wall Financial in Vancouver
- Phase 1 – 700 Residential Units,
  - **SHARC 660 system**
  - Commissioned Summer 2017
- Phase 2 – 350 Residential Units,
  - **2-qty PIRANHA T10 units** running in parallel
  - Commissioned Summer 2018
- **Approximately 69,000 Therms Total Natural Gas Reduction**
- **GHG emission reductions of approximately 375 t CO<sub>2</sub>e/year across both phases**
- Both systems provide domestic hot water preheating
- SHARC and PIRANHAs contributed to LEED® Gold certification of the building


**Wall**  
FINANCIAL  
CORPORATION





# DC Water Headquarters

Washington, DC




SHARC

CASE STUDY



- Commissioned Summer 2018
- **SHARC 660 System**
- **250 Gallons Per Minute (GPM) flow**
- **Design heat transfer of 1.25 MMBH**
- **Estimated 30+ MMBtu/day transfer**
  
- Wastewater lift station sees 5M gallon per day average sanitary flow
  
- Heat Demand – **3.3%**
- Natural gas boiler offset – **est. 12.6 t eCO<sub>2</sub>/year reduction**
  
- Cooling Demand – **96.7%**
  - Cooling tower offset - **est. 1.5M gallons of water saved**  
(evaporation & blowdown)
  
- LEED® Platinum

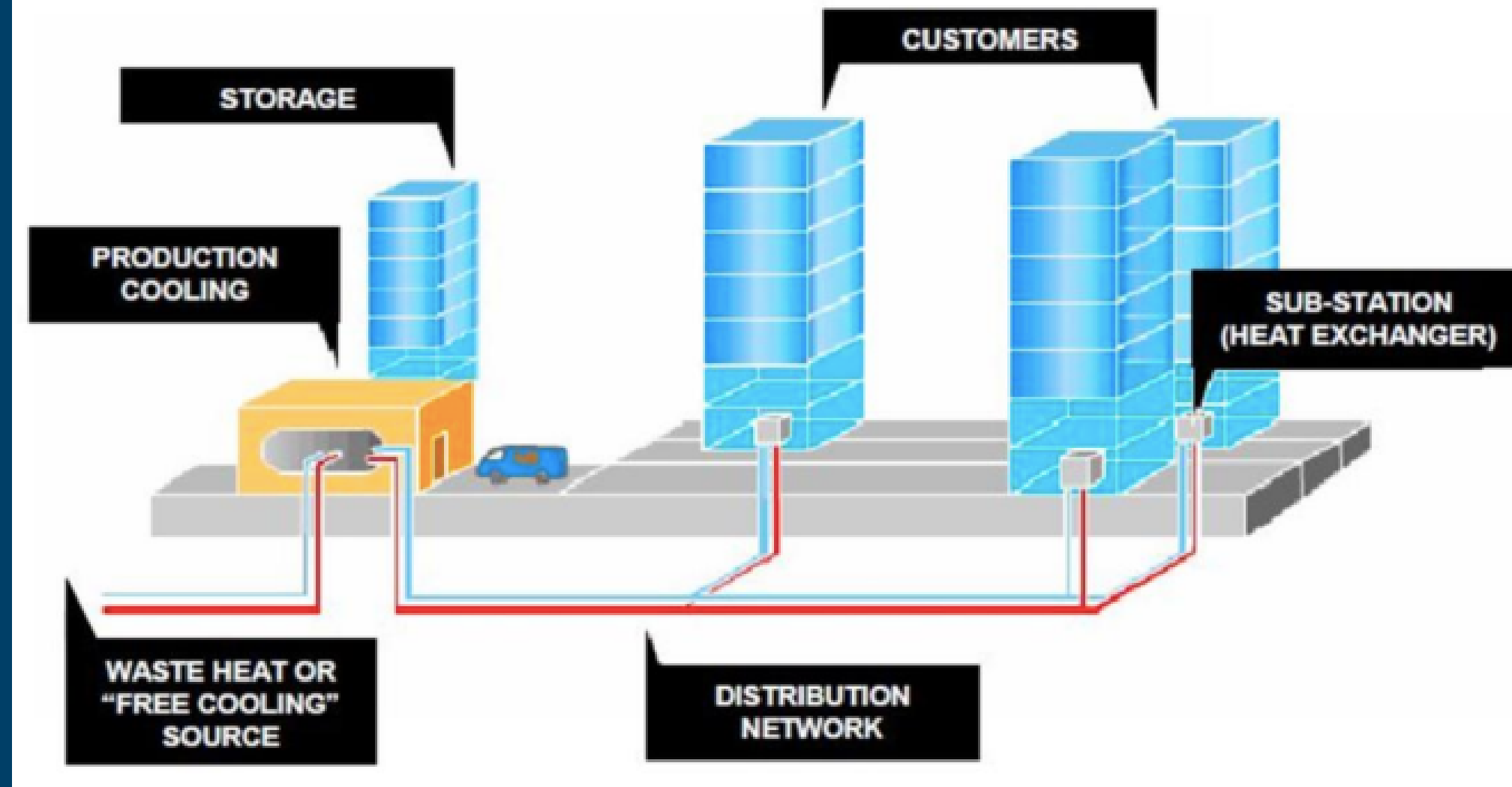


# DISTRICT ENERGY

District Energy Systems entail the use of a central energy plant to distribute efficiently produced heating, cooling, and hot water to a networked group of residential, commercial, and industrial buildings.

## MUNICIPALITIES CAN:

- Implement Wastewater Energy Recovery into future community masterplans, at District and Individual-building Levels.
- Generate monetized/commercialized carbon credits to sell as an additional source of revenue.
- Sell the District Energy System to an energy service company, to own, operate, and sell clean energy

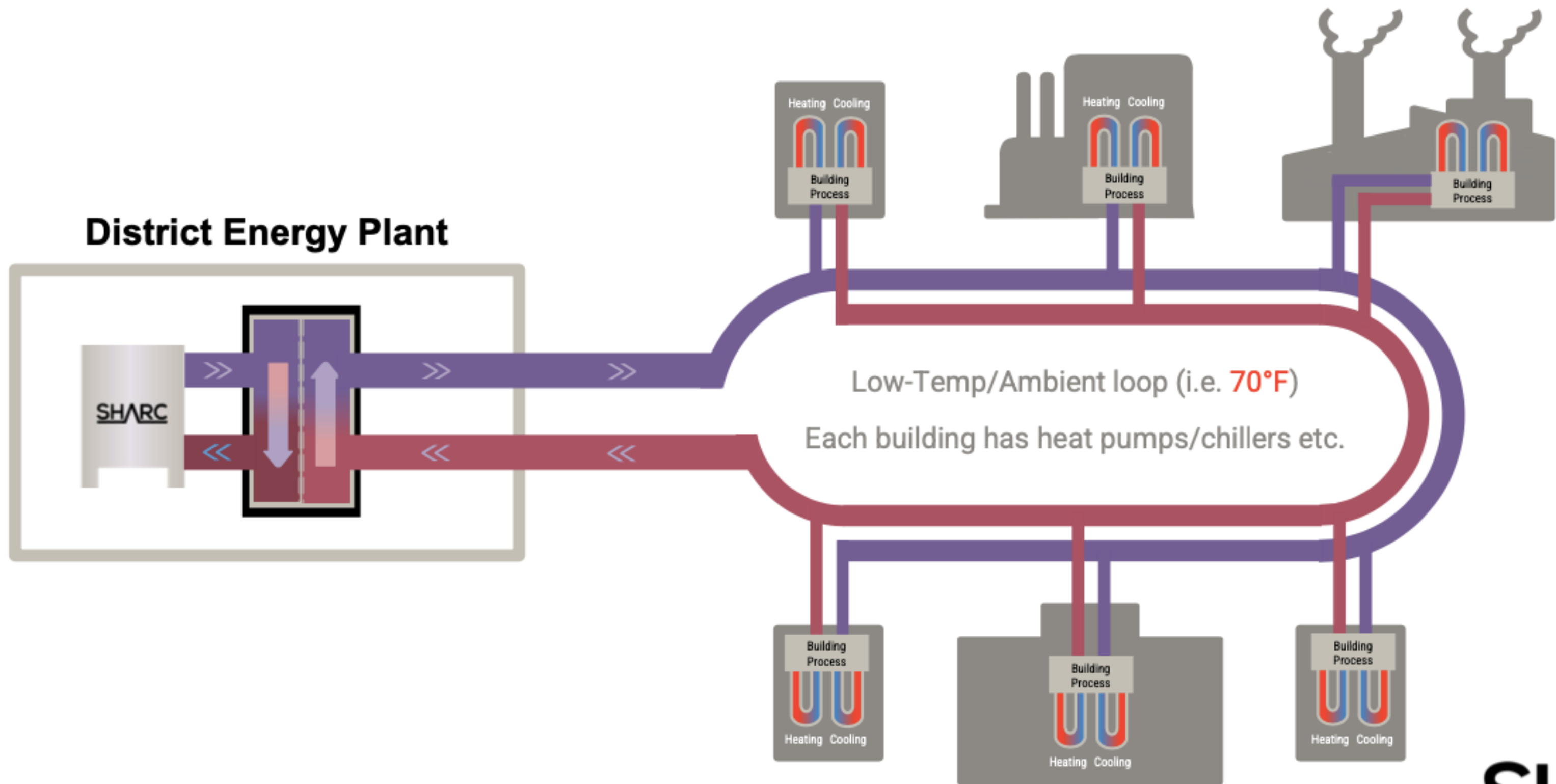


- Scalable, Expandable, and Flexible
- High-Efficient Heating, Cooling, and Hot Water
- Reduce Energy, Operational, and Maintenance Costs
- Decrease the Burning of Polluting Fossil-Fuels
- Recover Large Amounts of Wasted Energy
- Reduce Potable Water Consumption



# District Energy

Heating OR Cooling for Mixed Commercial & Large Residential



# Southeast False Creek Neighbourhood Energy Utility (NEU)

Vancouver, BC



SHARC

CASE STUDY


- SEFC NEU operation began in 2010
- SHARC Energy Retrofit Pilot Project - Commissioned Spring 2017
- Uses waste thermal energy recovered from sewage to provide space heating and hot water to buildings in Southeast False Creek
- NEU currently serves 6 Million ft<sup>2</sup> of residential, commercial, and institutional space, planned expansion to 20 Million ft<sup>2</sup>
- 3.2 MW direct wastewater source heat pump capacity output, planned expansion to 10 MW.
  - Additional capacity with backup boilers
- 2-qty SHARC 880 units provide an average 1800 GPM filtration of raw, untreated wastewater which is then used as a direct source for the onsite heat pump
  - 7.5 MMBH heat recovery through existing Heat Pump





# National Western Center

Denver, CO



SHARC

CASE STUDY

- **North America's largest District Energy wastewater recovery system (Jan '22)**
- 3.8 MW district energy system
- 2-qty SHARC 880 units provide an average 3,000 GPM filtration of raw, untreated wastewater which is then used as a direct source for the onsite heat pump
- Hailed as showing leadership & commitment to Denver's Climate Action Plan



NATIONAL  
WESTERN  
CENTER

"The National Western Center system will prevent 2,600 metric tons of carbon dioxide from being emitted into the atmosphere each year by circumventing the need to burn fossil fuels."

THE DENVER POST



**CORR 22-86**

**TITLE:** Concerns regarding Procedure & Communications

**DATE:** August 9, 2022

**TO:** Executive Committee

**PUBLIC:** X

**INCAMERA:**

---

**SUGGESTED DISPOSITION:**

That the Correspondence be received as information and filed.

**PRESENTATION:** Verbal by Evert Botha

**ATTACHMENTS:**

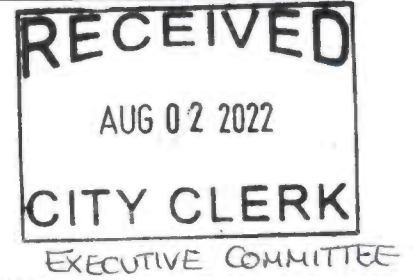
1. Letter dated August 2, 2022

Written by: Evert Botha

**Savannah Price**

---

**From:** Evert P Baker-Botha <evert@bakerbotha.ca>  
**Sent:** Tuesday, August 2, 2022 12:38 PM  
**To:** City Clerk  
**Cc:** Northern Elite Firearms  
**Subject:** PAMBA Signage



[You don't often get email from evert@bakerbotha.ca. Learn why this is important at <https://aka.ms/LearnAboutSenderIdentification> ]

Good afternoon,

Please find attached correspondence related to this item which will be on next week's City Council Agenda. I would like the opportunity to speak to City Council as part of the Northern Elite Firearms delegation.

eB

\*\*\*Caution: This email originated from outside the City of Prince Albert email system. Do not click links or open attachments unless you recognize the sender and know the content is safe. If in doubt contact IT Support (support@citypa.com<mailto:support@citypa.com>). \*\*\*

**Recommended  
Disposition:**

Receive as  
information +  
file



Mayor Dionne & City Council  
City of Prince Albert  
1084 Central Avenue  
Prince Albert SK  
S6V 7P3

2 August 2022

**RE: Procedure & Communications**

Dear Mayor Dionne and City Council,

It was with great interest that I followed the continued discussions around the City of Prince Albert and Prince Albert Minor Baseball Association signage debacle. I believe that this matter will be before City Council at your next meeting on April 8<sup>th</sup> and would like an opportunity to discuss the City of Prince Albert's Procedure Bylaw and Council Enquiry Process.

The City of Prince Albert allows for any person wishing to appear before City Council regarding these matters to provide their submission to the City Clerk by 4:45pm on the Tuesday prior, August 2<sup>nd</sup> (which is today).

Unlike other items that are fast-tracked to City Council or a Special City Council meeting, fortunately in this instance this is one item where we're reasonably certain that it is on the next agenda (which will be posted on your website on Thursday afternoon).

The City of Prince Albert's current Procedure Bylaw Public does not allow for any proper public consultation as any item on the addenda is always posted after the deadline stipulated. If the City of Prince Albert is serious about public consultation and transparency in governance- this is something that needs to be remedied.

Any correspondence related to items on the Agenda received after it is posted are required to be voted on during City Council's approval of the agenda- which means if anything is challenged, or any valid questions are asked- it can be denied being heard. This is censorship of residents and business owners. How many letters and emails never make it onto the agenda...ever?

More importantly- a procedure needs to be established to ensure all matters are discussed at Executive Committee- before being advanced to a City Council- thus allowing time for public consultation.

I feel for any member of City Council, who are required to submit all their enquiries to the Mayor's office, and according to the Council Enquiry Process are discouraged from contacting members of Administration directly.

Based on this policy, Councillor Edwards would have had to send his enquiry about the signage to the Mayor's office, and the Mayor would (upon review) decide whether to proceed with the enquiry and would have informed Councillor Edwards of his decision (if he's lucky) or responded with information or answers labeled as confidential and not be shared with the individual who made the enquiry.

If Councillor Edwards had contacted members of Administration directly, he would have received a strong-worded email from the Mayor's office advising him to follow the Council Enquiry Process.

Which was it?

Councillors are prevented from serving their residents through this process as all enquires are controlled by the Mayor's office. Information deemed sensitive are not provided to residents, who are required to request this information through the Local Authority Access to Information Request process.

This has been carrying on for years now and it's likely never going to change.

It needs to change.

Yours truly,

Evert P Botha

207 18<sup>th</sup> St E  
Prince Albert, SK S6V 1H4



***CORR 22-84***

**TITLE:** Request to Reimburse Portion of 2021 Property Taxes for 3600 - Highway 55 East

**DATE:** August 9, 2022

**TO:** Executive Committee

**PUBLIC:** X

**INCAMERA:**

---

**SUGGESTED DISPOSITION:**

That the Correspondence be received and referred to the Financial Services Department.

**PRESENTATION: NONE**

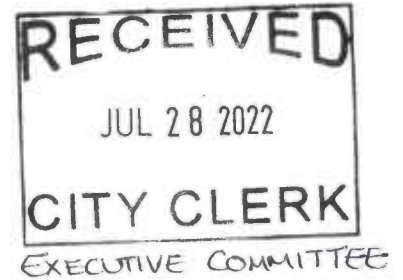
**ATTACHMENTS:**

1. Letter dated July 27, 2022

Written by: Louis & Marilyn Boyer, Garden of Dreams Greenhouses



July 27, 2022



Dear City of Prince Albert Council,

We began the process of appealing the classification of our property taxes with the City of Prince Albert in March of 2021 after receiving our 2021 tax assessment and noticed that we had been classified as commercial property and not agriculture as we always had been the past.

We met with the appeal board in May 2022 (over a year later) and won the appeal to classify our property as agriculture. We were then reimbursed for the commercial portion of our 2022 property taxes; however, we feel like we should also be reimbursed for the overcharge on our 2021 taxes.

Therefore, we are applying to have the commercial portion of our property taxes which exceed \$5,000.00 from 2021 to be reimbursed back to us as we should have also been considered agriculture in 2021.

Warm regards,

Louis and Marilyn Boyer  
Garden of Dreams Greenhouses  
306-764-8053

*Marilyn Boyer*  
*Louis Boyer*

3600 Highway 55 E  
Prince Albert, SK

**Recommended  
Disposition:**  
Refer to  
financial Services



City of  
**Prince Albert**

**CORR 22-87**

**TITLE:** Request for Tax Exemption or Reduction of 2021 Property Taxes for 67 - 13th Street East

**DATE:** August 10, 2022

**TO:** Executive Committee

**PUBLIC:** X

**INCAMERA:**

---

**SUGGESTED DISPOSITION:**

That the Correspondence be received and referred to the Financial Services Department.

**PRESENTATION: NONE**

**ATTACHMENTS:**

1. Letter dated August 5, 2022

Written by: Rene Chaboyer, Chief of Cumberland House Cree Nation & Board Chair of Saskatchewan River Business Corporation



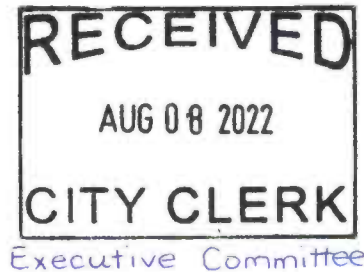
P.O. Box 220  
Cumberland House, SK  
S0E 0S0  
Website: <http://www.chcn.ca>  
Email: [bandoffice@chcn.ca](mailto:bandoffice@chcn.ca)



Phone: (306) 888.4778  
(306) 888.2152  
(306) 888.2116  
(306) 888.2011  
Fax: (306) 888.4488

August 5, 2022

City of Prince Albert  
1084 Central Ave  
Prince Albert, SK S6V 7P3



Re: Request for Tax Deduction 2021

I am writing this letter of request to you today to ask if the City of Prince Albert would consider a tax exemption/reduction of the 2021 tax notice. The reason we ask is that first of all we (Cumberland House Cree Nation (CHCN)) were not aware that Saskatchewan River Business Corporation (SRBC) had not submitted a request to waive the first year of taxes as previously discussed. Being that this had not been done we (CHCN) were not even aware there was an outstanding tax notice.

Secondly, as previously noted it was our (CHCN's) intention to request an exemption of Taxes/Levies for the first year of operation considering the first year would be comprised of renovations and/or not operating at full capacity. This was to be put on the table by our negotiating team at the time of purchase, however after the fact we (CHCN) found out was not within the purchase agreement with SRBC. Either way in knowing the operation was not expected to be at full capacity the assessment factor used could off/should have been reduced by the amount of usable space plus a full exemption for the time period of renovation.

Overall, in finding out that there was an outstanding tax statement we immediately took action to finding a resolve. This resolve included a \$100,000 payment towards the arrears. A request to waive the full amount of the penalties as noted on the statement and a cash commitment of \$50,000 every two weeks until the balance is paid in full.

Last but not least we humbly ask you to kindly consider our requests as stated above as being reasonable to finding a resolve that works for both parties.

Thank you for your time and consideration. I look forward to hearing from you as soon as a decision is made.

Respectfully,

A handwritten signature in black ink, appearing to read "Rene Chaboyer".

Rene Chaboyer  
Chief of Cumberland House Cree Nation  
Board Chair Sask Rivers Business Corporation

**Recommended  
Disposition:**

Refer to  
Financial  
Services



**RPT 22-285**

**TITLE:** April 2022 Account Payable Payments

**DATE:** July 12, 2022

**TO:** Executive Committee

**PUBLIC:** X

**INCAMERA:**

---

**RECOMMENDATION:**

That the April 2022 accounts payable payments report be received as information and filed.

**TOPIC & PURPOSE:**

To provide a year to date list of all payments made by the City to vendors and contractors.

**PROPOSED APPROACH AND RATIONALE:**

Administration committed to provide Council with a list of accounts payable payments on a monthly basis (RPT# 19-42), therefore the following information is being reported to Council:

1. A list of payments made to vendors and contractors from April 1 – 30, 2022.
2. A list of payments made to vendors and contractors from January 1 – April 30, 2022.

**PUBLIC NOTICE:**

Public Notice pursuant to Public Notice Bylaw No. 24 of 2015 is not required.

**ATTACHMENTS:**

1. April 2022 Account Payable Payments

Written by: Sahil Syal, Finance Manager

Approved by: Director of Financial Services & City Manager



## Payables Payments

No.	Vendor Name	From 4/1/2022 to 4/30/2022	From Start of Year to 4/30/2022
1	Municipal Employees Pension Plan	\$632,581.10	\$2,568,365.62
2	JM Cuelenaere Library	\$366,992.60	\$905,945.90
3	Bank of Montreal - Mastercard	\$311,374.97	\$903,311.18
4	Saskatchewan Public Safety Agency	\$273,971.00	\$593,727.24
5	Acme Infrastructure Services Inc.	\$223,832.19	\$573,381.61
6	Flocor	\$194,691.80	\$201,812.94
7	AECOM Canada Ltd.	\$150,800.18	\$499,622.65
8	Federated Co-Operatives Ltd.	\$149,212.32	\$498,100.93
9	BBB Architects Toronto Inc	\$137,112.65	\$723,231.64
10	Group2 Architecture Engineering Inc	\$135,258.10	\$485,706.41
11	PA Separate School Board	\$118,811.61	\$817,355.87
12	PCL Construction Management Inc.	\$115,772.66	\$2,901,333.68
13	Community Service Centre	\$108,011.68	\$263,819.20
14	FirstCanada ULC	\$89,064.89	\$391,723.54
15	Sask Energy Inc.	\$86,223.70	\$392,338.47
16	Novus Law Group	\$76,321.79	\$216,318.20
17	Emco Corporation	\$74,587.49	\$84,052.80
18	SPCA	\$71,491.33	\$163,107.38
19	Cansel	\$62,748.22	\$85,161.49
20	Prince Albert Regional Economic Dev Alliance	\$61,250.00	\$129,168.03
21	Darcy's Golf Shop Ltd.	\$46,889.63	\$71,847.80
22	Mary Longman	\$45,000.00	\$45,000.00
23	Regina Police Service	\$41,151.39	\$76,274.46
24	NCSWM Corporation	\$35,525.00	\$71,050.00
25	Sask Rivers School Div #119	\$31,488.62	\$173,449.72
26	101100203 Saskatchewan Ltd.o/a TLS Lawn	\$30,673.13	\$103,202.03
27	Klearwater Equip & Technologies	\$30,091.41	\$78,007.64
28	Investors Group Financial Service	\$28,907.47	\$91,051.10
29	Pete's Mobile Mechanical Service	\$28,548.90	\$46,978.20
30	Cornerstone Insurance	\$28,390.47	\$1,029,041.25
31	Mr Plumber	\$27,066.44	\$34,370.69
32	Lenovo Canada Inc.	\$26,607.84	\$26,607.84
33	Info Tech Research Group	\$26,180.00	\$26,180.00
34	Mann Art Gallery	\$25,000.00	\$50,000.00
35	Clear Tech Industries Inc.	\$23,585.64	\$28,394.58
36	Millbrook Tactical Inc	\$23,073.75	\$23,073.75
37	MNP LLP	\$21,529.50	\$40,594.50
38	Redhead Equipment Ltd.	\$20,767.83	\$180,025.85
39	Music Theatre International	\$20,218.26	\$20,218.26
40	AON Parizeau Inc.	\$20,207.84	\$20,207.84
41	City of Saskatoon	\$19,958.24	\$55,724.43
42	SAKAMOTO PROMOTIONS, INC	\$19,308.71	\$82,308.71
43	SRNet Inc.	\$18,900.00	\$26,775.00

## Payables Payments

No.	Vendor Name	From 4/1/2022 to 4/30/2022	From Start of Year to 4/30/2022
44	B A Robinson Co. Ltd.	\$17,987.15	\$35,780.97
45	Prince Albert Historical Society	\$17,770.00	\$35,540.00
46	CentralSquare Canada Software Inc.	\$17,281.48	\$29,507.41
47	Nicola Sherwin- Roller M.A., C.C.C.	\$17,031.79	\$50,943.08
48	Prince Albert Policemen's Association	\$14,749.84	\$59,320.63
49	Promotional Marketing	\$14,269.24	\$14,269.24
50	Ruszkowski Enterprises Ltd	\$13,314.01	\$93,196.66
51	Can Union of Public Employees Assoc Local 160	\$13,070.61	\$56,618.21
52	DD West LLP	\$13,034.18	\$13,766.78
53	DMM Energy	\$12,951.90	\$72,452.48
54	Applied Industrial Technologies	\$12,274.36	\$21,786.52
55	Ticket Tracer Corporation	\$12,243.00	\$12,243.00
56	Winterhalt Mechanical Ltd.	\$12,072.80	\$12,072.80
57	Sysco Food Services	\$11,956.49	\$67,314.98
58	Knotty Pine Bistro	\$11,644.36	\$35,398.33
59	SaskTel	\$11,496.87	\$71,151.71
60	Aquifer Group of Companies	\$11,298.62	\$28,540.00
61	Imprivata	\$11,245.05	\$12,019.95
62	Fer-Marc Equipment Ltd.	\$11,245.01	\$31,754.40
63	Prince Albert Mobile Crisis Unit	\$10,900.00	\$21,800.00
64	Prince Albert Golf & Curling Club	\$10,833.34	\$27,083.35
65	Kleen-Bee (P.A.)	\$10,522.82	\$39,320.23
66	Living Skies Centre for Social Inquiry	\$10,500.00	\$10,500.00
67	Arctic Refrigeration Inc.	\$10,415.78	\$46,384.87
68	Auto Rescue Towing	\$10,391.39	\$34,599.77
69	Rocky Mountain Phoenix	\$10,089.90	\$17,782.24
70	Benjamin Schneider	\$9,883.45	\$14,341.24
71	ATS Traffic Ltd	\$9,645.90	\$10,613.27
72	Superion LLC, a CentralSquare Company	\$9,514.91	\$9,514.91
73	Christopherson's Industrial Supplies	\$9,307.29	\$24,483.70
74	Finning International Inc.	\$9,285.69	\$420,647.50
75	University of Regina	\$9,266.85	\$18,998.20
76	Thorpe Industries Ltd	\$8,999.88	\$37,247.16
77	Coast Storage & Containers Ltd	\$8,491.50	\$8,491.50
78	Paulsen & Son Excavating Ltd.	\$8,487.76	\$11,761.14
79	Raymax Equipment Sales Ltd.	\$8,457.86	\$8,457.86
80	Amazon.ca	\$8,429.14	\$16,439.43
81	Prince Albert Firefighter's Association Local 510	\$8,385.30	\$33,191.84
82	Sherwin Williams	\$8,362.22	\$9,950.63
83	Action Printing Company Ltd.	\$8,292.26	\$9,800.65
84	Kova Engineering Saskatchewan Ltd	\$7,901.25	\$7,901.25
85	Eecol Electric (Sask) Ltd.	\$7,758.79	\$41,264.98
86	Canadian Corps of Commissionaires (North Saskatchewan) Inc.	\$7,753.84	\$115,196.75



## Payables Payments

No.	Vendor Name	From 4/1/2022 to 4/30/2022	From Start of Year to 4/30/2022
87	R & W Custom Collision	\$7,564.65	\$21,139.95
88	Prince Albert Beverages	\$7,476.87	\$17,065.29
89	M D Charlton Co. Ltd.	\$7,432.51	\$63,698.47
90	Anixter Canada Inc.	\$7,394.25	\$7,394.25
91	Tetra Tech Canada Inc	\$7,209.16	\$62,291.34
92	Prince Albert Skating Club	\$7,200.00	\$7,200.00
93	P A Fast Print Inc.	\$7,107.33	\$13,052.04
94	Sask Research Council	\$6,868.84	\$16,441.69
95	Avia NG Inc.	\$6,806.36	\$21,991.46
96	Federation of Canadian Municipalities	\$6,753.60	\$15,019.72
97	Can Union of Public Employees Assoc Local 882	\$6,701.18	\$25,769.68
98	Softchoice Corporation	\$6,649.28	\$35,460.80
99	Zoho Canada Corporation	\$6,633.36	\$14,736.93
100	Econo Lumber	\$6,568.27	\$8,867.28
101	Richard Pytlak	\$6,549.00	\$20,146.50
102	Saskatchewan Polytechnic-Prince Albert Campus	\$6,346.00	\$6,996.34
103	PA Arts Board	\$6,250.00	\$12,500.00
104	The Feldman Agency Inc.	\$6,250.00	\$6,250.00
105	Brenntag Canada Inc	\$6,237.00	\$28,722.29
106	Acklands Ltd.	\$6,217.43	\$25,854.25
107	Maxim Transportation Services Inc.	\$6,061.99	\$36,149.31
108	La Co-operative L'Ecole Des Petits	\$6,000.00	\$6,000.00
109	Compass Municipal Services Inc.	\$5,860.80	\$5,860.80
110	The Bolt Supply House Ltd	\$5,794.89	\$18,601.66
111	Westjet	\$5,675.89	\$7,012.96
112	Canadian Police College	\$5,544.96	\$5,544.96
113	Sutherland Automotive	\$5,482.25	\$25,363.31
114	Harlan Fairbanks	\$5,461.69	\$15,899.45
115	Classic Albums Live Corporation	\$5,400.00	\$5,400.00
116	Chartered Professional Accountants of Saskatchewan	\$5,381.25	\$5,381.25
117	Capstone Community Marketing	\$5,208.24	\$9,031.18
118	GL Mobile Communications	\$5,100.06	\$75,328.13
119	Ennis Sisters	\$4,725.00	\$4,725.00
120	Napa Auto Parts	\$4,620.66	\$9,545.52
121	AODBT Architects Ltd	\$4,571.06	\$7,088.88
122	Double Tree Hotel	\$4,352.32	\$5,130.81
123	Prince Albert Alarm Systems Ltd	\$4,240.20	\$4,861.80
124	HBI Brennan Office Plus Inc.	\$4,170.73	\$52,650.66
125	Complete Distribution Services	\$4,103.99	\$11,525.56
126	Agence Station Bleue	\$3,900.00	\$3,900.00
127	Saunders Electric Ltd.	\$3,495.00	\$18,560.77
128	Aaction Transmission Ltd.	\$3,483.62	\$6,437.59
129	Metalman Art & Design	\$3,439.89	\$3,439.89

## Payables Payments

No.	Vendor Name	From 4/1/2022 to 4/30/2022	From Start of Year to 4/30/2022
130	Nudawn Sparkle Cleaners & Laundry Ltd.	\$3,412.87	\$9,581.70
131	DMA Building Services Ltd.	\$3,392.02	\$3,392.02
132	United Chemical Limited	\$3,381.76	\$13,527.03
133	CDW Canada Inc	\$3,351.63	\$25,471.73
134	K & D Equipment Services	\$3,346.88	\$20,451.40
135	Econolite Canada Inc.	\$3,326.81	\$5,182.34
136	Jump.ca	\$3,163.51	\$6,018.13
137	1215404 BC Ltd. (DBA Claymore Cloths)	\$3,141.60	\$4,940.60
138	Lynda Monahan	\$3,096.50	\$3,096.50
139	NSC Minerals Ltd.	\$3,084.71	\$37,423.58
140	Saskatchewan Women In Policing	\$3,075.00	\$3,845.00
141	Purolator Courier Ltd.	\$3,060.42	\$11,619.57
142	Anderson Motors Ltd.	\$3,003.04	\$7,575.15
143	International Association of Airport Executive Canada	\$2,980.95	\$3,883.94
144	Nemco Resources Ltd.	\$2,959.12	\$13,856.08
145	Uline Canada Corporation	\$2,900.19	\$6,256.86
146	Guardian Equipment Limited	\$2,887.11	\$2,887.11
147	D.F.G. Management Ltd.	\$2,860.10	\$11,401.42
148	Puetz Enterprises Ltd.	\$2,808.00	\$7,696.75
149	Canadian Association of Chiefs of Police	\$2,759.16	\$2,872.16
150	Wholesale Club	\$2,729.36	\$3,846.22
151	Davtech Analytical Services (Canada) Inc.	\$2,728.57	\$39,843.61
152	gtechna Mobile Enforcement Solutions	\$2,709.91	\$5,063.11
153	Canadian Tire	\$2,701.74	\$7,756.56
154	ALS Environmental	\$2,697.45	\$9,298.56
155	Fastenal	\$2,691.43	\$18,377.23
156	Aallcann Wood Suppliers Inc.	\$2,662.00	\$2,662.00
157	Canadian Imperial Bank of Commerce	\$2,618.64	\$13,077.60
158	Brent Pillipow	\$2,585.21	\$28,246.47
159	Texcan Cable Ltd	\$2,583.28	\$2,583.28
160	Reflections Auto & Window Glass	\$2,536.13	\$2,536.13
161	Ashly Cabinets & Windows	\$2,525.25	\$2,525.25
162	Charles Repair & Service Co. Ltd.	\$2,504.64	\$3,974.40
163	Lake Country Co-operative Ltd.	\$2,493.44	\$14,995.37
164	Hach Sales & Service Canada Ltd	\$2,460.02	\$2,460.02
165	Aspen Films	\$2,284.38	\$2,284.38
166	Van Houtte Coffee Services Inc	\$2,258.74	\$7,434.82
167	Stantec Consulting Ltd.	\$2,100.00	\$14,013.73
168	Dove Holdings Inc	\$2,100.00	\$5,250.00
169	Lite-Way Electric Ltd.	\$2,098.56	\$4,179.63
170	Superior Propane Ltd	\$2,076.37	\$11,379.14
171	Concept 3 Business Interiors	\$1,934.97	\$4,094.95
172	Lifesaving Society - SK Branch	\$1,897.61	\$2,643.55



## Payables Payments

No.	Vendor Name	From 4/1/2022 to 4/30/2022	From Start of Year to 4/30/2022
173	Tash's Flooring Outlet/Window Coverings	\$1,889.95	\$7,442.14
174	Anton Stefanowich	\$1,862.58	\$1,862.58
175	Rona Inc. - Prince Albert	\$1,856.78	\$8,837.08
176	P A Battery & Truck Accessories	\$1,736.50	\$3,483.67
177	Peerless Engineering Sales Ltd.	\$1,716.72	\$11,018.69
178	Earthworks Equipment	\$1,680.28	\$18,024.69
179	Canadian Trainers Collective	\$1,653.75	\$1,653.75
180	Princess Auto	\$1,648.31	\$9,035.50
181	Prairie Meats	\$1,637.38	\$9,881.72
182	Gregg Distributors	\$1,629.34	\$7,349.50
183	PR Septic Services 1997 Ltd.	\$1,589.04	\$7,739.19
184	UniTech Office Solutions, Ltd.	\$1,563.07	\$37,054.79
185	R.S. Management Services Inc.	\$1,562.88	\$1,562.88
186	Westburne	\$1,520.65	\$2,762.68
187	Saskatoon Boiler Mfg. Co. Ltd.	\$1,466.51	\$11,064.50
188	Frontline Truck & Trailer	\$1,452.04	\$5,089.52
189	Sask Urban Municipalities Assoc ( SUMA)	\$1,450.71	\$32,050.11
190	Brock White Canada	\$1,438.56	\$1,438.56
191	ESTI Consulting Services	\$1,437.45	\$2,214.45
192	Frontline Outfitters Ltd	\$1,432.64	\$3,080.37
193	Jesse Campbell	\$1,422.95	\$1,475.45
194	Receiver General of Canada	\$1,420.00	\$17,917.25
195	NexGen Mechanical Inc.	\$1,363.70	\$16,664.27
196	Shred-it International ULC	\$1,310.81	\$8,722.21
197	Tyrone Enterprises Inc	\$1,302.00	\$4,982.28
198	Staples	\$1,297.95	\$5,133.77
199	California State University	\$1,271.74	\$2,037.87
200	Green For Life Environmental	\$1,269.39	\$3,556.50
201	Best Western Hotels	\$1,209.53	\$1,333.00
202	Markland Specialty Engineering Ltd	\$1,092.00	\$1,092.00
203	Adrian Vermette	\$1,081.31	\$2,258.86
204	Starlink	\$1,070.04	\$1,070.04
205	Prince Albert Rent A Car	\$1,054.50	\$6,049.50
206	Spectrum Sound Systems	\$1,050.00	\$1,050.00
207	Eventbrite	\$1,003.59	\$3,010.77
208	C & C Accounting Services	\$1,000.00	\$4,000.00
209	Asiil Enterprises Ltd.	\$994.88	\$45,221.37
210	Nicole A Sawchuk Barrister and Solicitor	\$988.50	\$6,217.33
211	Vipond Inc.	\$971.25	\$4,873.65
212	Cypress Sales Partnership	\$960.37	\$960.37
213	Konica Minolta Business Solutions Canada Ltd.	\$914.58	\$3,498.26
214	Brandt Tractor Ltd.	\$901.68	\$31,519.11
215	Transportation Association of Canada	\$896.70	\$896.70

## Payables Payments

No.	Vendor Name	From 4/1/2022 to 4/30/2022	From Start of Year to 4/30/2022
216	Williams Scotsman Canada	\$894.66	\$3,578.64
217	A1 Locksmithing	\$891.33	\$4,906.20
218	City of Calgary	\$890.00	\$890.00
219	Canada Post Corporation	\$885.09	\$1,873.64
220	Canadian Linen and Uniform Service	\$883.82	\$3,833.57
221	RCMP	\$875.00	\$2,637.55
222	Eda Environmental Ltd.	\$873.46	\$39,546.06
223	Folio Jumpline Publishing Inc.	\$870.49	\$3,167.97
224	North Star Trophies & Screen Printing	\$857.55	\$2,033.96
225	Greenland Waste Disposal Ltd.	\$847.12	\$7,858.43
226	Beth Gobeil	\$840.00	\$4,334.15
227	Canadian Institute of Planners	\$837.90	\$2,510.07
228	Reed Security Group	\$836.84	\$1,678.06
229	Constant Contact	\$818.97	\$818.97
230	Camrose Police Association	\$800.00	\$800.00
231	Vicki Gauthier	\$780.00	\$1,420.00
232	OK Tire & Auto Service	\$778.18	\$10,016.32
233	First General Services (PA) Ltd.	\$774.21	\$13,376.80
234	Fire Fighters Entertainment Fund	\$750.00	\$2,940.00
235	Shercom Industries Inc	\$745.92	\$4,992.51
236	TG Graphics SM Inc.	\$739.95	\$3,680.33
237	JonLao Photography & Graphic Design	\$735.00	\$735.00
238	Halcro Metals Inc.	\$725.44	\$2,926.53
239	MSC Industrial Supply ULC	\$697.51	\$7,779.95
240	Lannie Muggleston	\$680.00	\$2,040.00
241	Leon's Furniture	\$663.78	\$873.57
242	SaskTel CMR	\$653.04	\$38,874.56
243	Best Buy	\$633.37	\$3,496.84
244	DMC Cleaning Inc.	\$628.81	\$2,515.24
245	Cherlock & Safe	\$611.34	\$1,872.30
246	Prairie West Cross Connection Control Training	\$595.00	\$595.00
247	The Floor Store of Prince Albert Ltd.	\$585.75	\$1,348.75
248	Cindy Gallegos	\$570.00	\$2,115.00
249	Thor Security Ltd.	\$553.89	\$5,502.27
250	Accra Lock & Safe Co. Ltd.	\$548.56	\$1,117.83
251	Gloria Bell	\$535.00	\$1,735.00
252	Madsen Fence Ltd.	\$533.16	\$1,903.32
253	CTV Television Inc.	\$529.20	\$2,348.85
254	Wal-Mart Canada Corp.	\$518.58	\$1,517.20
255	Suzanne Stubbs	\$515.00	\$2,240.00
256	Overhead Door of Prince Albert Ltd.	\$510.60	\$6,230.11
257	Information Services Corporation	\$509.53	\$3,085.29
258	Tree Pottery Supply Ltd	\$501.56	\$1,889.76



## Payables Payments

No.	Vendor Name	From 4/1/2022 to 4/30/2022	From Start of Year to 4/30/2022
259	Leonard Ermine	\$500.00	\$500.00
260	Elizabeth M. Settee	\$500.00	\$500.00
261	Comprehensive Chemical & Water Treatment Inc.	\$494.08	\$2,317.08
262	Direct Collect Inc.	\$492.27	\$492.27
263	Vermeer Equipment	\$478.69	\$478.69
264	Gordon Hood	\$478.34	\$932.05
265	The Roof Top Bar & Grill	\$467.58	\$467.58
266	TK Elevator (Canada) Ltd.	\$459.29	\$6,137.23
267	Safeway Canada Ltd.	\$452.65	\$893.42
268	B & P Water Shop Inc	\$452.40	\$1,726.00
269	Mid Continental Pump Supply	\$451.93	\$451.93
270	SaskPower	\$449.91	\$872,074.03
271	Cenera	\$446.25	\$446.25
272	Prince Albert Chamber of Commerce	\$441.00	\$1,029.00
273	Prince Albert Raiders Hockey Club Inc.	\$420.00	\$420.00
274	My Place Catering	\$413.59	\$5,532.30
275	T.J.s Pizza	\$404.95	\$555.27
276	Jay's Transportation Group Ltd.	\$403.88	\$2,528.52
277	Lindsay Urquhart	\$401.88	\$401.88
278	Peavey Mart	\$400.89	\$1,376.35
279	Off The Cuff Improv & Interactive	\$400.00	\$400.00
280	Ruth Griffiths	\$390.00	\$1,080.00
281	Sport Chek	\$388.50	\$579.37
282	Ben's Auto Glass	\$379.56	\$1,353.53
283	Prince Albert Exhibition	\$370.13	\$370.13
284	Tru North RV, Auto & Marine	\$368.75	\$1,357.51
285	Manitoulin Transport Inc.	\$361.41	\$869.41
286	Full Line Electric and General Contracting	\$357.00	\$1,356.00
287	Bureau Veritas Canada (2019) Inc.	\$357.00	\$1,071.00
288	Oak Creek Golf & Turf Inc.	\$353.30	\$8,430.44
289	Clark's Supply & Service Ltd.	\$352.82	\$4,937.49
290	Andy Coulic	\$350.00	\$350.00
291	Mr J's Maintenance Ltd.	\$333.00	\$2,602.96
292	Rogers Wireless Inc.	\$332.58	\$666.29
293	A.V.O. Systems Ltd.	\$332.51	\$1,265.30
294	Judy McNaughton	\$328.00	\$328.00
295	Zirkia Grobler	\$325.00	\$1,510.00
296	Stokes International	\$322.63	\$671.08
297	Clear View Glass Ltd.	\$321.90	\$1,526.96
298	Raylene Melnyk	\$320.00	\$1,075.00
299	Bell Mobility Inc.	\$318.39	\$318.39
300	Facebook Inc.	\$317.50	\$1,268.86
301	Saskatchewan Assessment Appraisers Association	\$315.00	\$1,680.00

## Payables Payments

No.	Vendor Name	From 4/1/2022 to 4/30/2022	From Start of Year to 4/30/2022
302	Kerri MacLeod	\$315.00	\$870.00
303	Glenmor Equipment LP	\$314.77	\$25,433.88
304	Technical Safety Authority of Saskatchewan	\$314.00	\$824.00
305	Loraas Disposal North Ltd	\$306.37	\$1,225.48
306	Toshiba Business Solutions	\$305.63	\$2,564.37
307	Bocian Jewellers	\$305.25	\$305.25
308	Joe Johnson Equipment Inc	\$304.21	\$935.71
309	Operator Certification Board	\$300.00	\$1,500.00
310	Canoe Procurement Group of Canada	\$299.60	\$12,870.67
311	Dee-Jacks Custom Metal and Welding	\$299.56	\$5,471.24
312	Fountain Tire Prince Albert Ltd	\$293.11	\$2,657.00
313	Carissa Listrom	\$288.75	\$288.75
314	Thorpe Bros. Ltd.	\$286.46	\$13,032.85
315	Hampton Inn	\$286.38	\$394.68
316	Johnson Controls Ltd.	\$284.50	\$4,940.46
317	SIGMA Assessment Systems, Ltd	\$282.98	\$464.89
318	Christie Lites Sales	\$281.09	\$544.11
319	Lillian Donahue	\$280.00	\$350.00
320	Cherry Insurance	\$277.50	\$1,110.00
321	Tim Hortons	\$277.04	\$665.34
322	SOS Electrical Ltd.	\$276.12	\$1,520.56
323	Shelly Linger	\$275.00	\$535.00
324	Technology Professionals Saskatchewan	\$265.00	\$2,790.00
325	ALSCO Canada Corp - Saskatoon	\$261.90	\$1,178.55
326	Trane Canada ULC	\$259.73	\$259.73
327	Saskatoon Airport Authority	\$258.50	\$274.50
328	Saskatchewan Liquor & Gaming Authority	\$252.00	\$1,038.36
329	Pamela Nelson	\$250.00	\$500.00
330	Rod's Decorating Centre Ltd.	\$247.42	\$398.05
331	P A Janitorial Services 1983	\$243.09	\$722.61
332	Home Inn & Suites	\$241.98	\$354.46
333	Old Dutch Foods Ltd.	\$241.11	\$2,203.86
334	Mann-Northway AutoSource	\$231.46	\$1,509.84
335	Carrie McCoshen	\$227.32	\$506.17
336	Riverview Mechanical Ltd.	\$224.53	\$224.53
337	Northern Elite Firearm	\$222.00	\$777.00
338	Kal Tire Ltd.	\$221.95	\$5,585.15
339	BulkSMS.com	\$221.79	\$221.79
340	Prince Albert Photocopier Ltd.	\$220.89	\$1,906.76
341	EaseUS	\$220.50	\$464.64
342	Kristy Hoornick	\$210.00	\$210.00
343	Funky Fresh Bistro	\$209.79	\$414.91
344	Bruce Gibson	\$205.35	\$749.25

## Payables Payments

No.	Vendor Name	From 4/1/2022 to 4/30/2022	From Start of Year to 4/30/2022
345	Saskatchewan Safety Council	\$205.28	\$839.28
346	Campbell Printing Ltd.	\$202.33	\$202.33
347	City Hall Social Club	\$200.00	\$1,029.00
348	Telus Mobility	\$198.69	\$794.76
349	Source For Sports	\$197.46	\$498.00
350	626963 Saskatchewan Ltd. (Portable Bore Welding & Line Boring)	\$193.00	\$910.00
351	Steve's Auto Electric	\$188.69	\$636.48
352	Click For Savings LLC	\$187.14	\$187.14
353	Sign Universe	\$183.15	\$1,087.80
354	Kim Maier	\$183.15	\$183.15
355	Venice House	\$176.44	\$203.08
356	IFIDS	\$175.42	\$701.68
357	Marcy Friesen	\$175.42	\$175.42
358	Petro Canada Inc.	\$174.13	\$174.13
359	Superstore	\$173.95	\$318.29
360	Bandet Holdings Ltd.	\$169.83	\$169.83
361	MX Toolbox	\$165.69	\$333.54
362	Dropbox Inc.	\$165.23	\$165.23
363	Grant Hall Hotel	\$164.02	\$164.02
364	Rally Motors Ltd.	\$162.18	\$162.18
365	PA Markit Signs Ltd.	\$160.95	\$4,454.94
366	B & E Electronics	\$159.69	\$159.69
367	ISA - Prairie Chapter	\$157.18	\$642.23
368	Kayanna Rae Wirtz	\$150.00	\$150.00
369	Moores	\$146.98	\$146.98
370	Graffiti Boulevard	\$143.09	\$143.09
371	East Hill Esso	\$136.04	\$332.46
372	Varial Technologies Inc.	\$135.40	\$135.40
373	Justin E Bell	\$129.15	\$129.15
374	Saskatchewan Parks & Recreation Association	\$125.00	\$305.00
375	Shaw Cable	\$115.39	\$1,454.10
376	Secur Tek	\$111.08	\$332.62
377	Weir Canada Inc.	\$104.33	\$104.33
378	Fisher Scientific Limited	\$103.65	\$271.08
379	Humanity Inc.	\$103.49	\$418.09
380	Part Select	\$100.68	\$100.68
381	Central Security B.P.G	\$100.00	\$100.00
382	Saskatchewan Turfgrass Association	\$100.00	\$100.00
383	AED Advantage	\$97.60	\$2,732.29
384	Mail Chimp .com	\$95.98	\$377.98
385	Zoom Canada	\$88.80	\$377.40
386	Dresswell Dry Cleaners (2013) Ltd	\$88.00	\$4,150.94
387	Adobe Systems	\$86.56	\$612.51



## Payables Payments

No.	Vendor Name	From 4/1/2022 to 4/30/2022	From Start of Year to 4/30/2022
388	Wolseley Mechanical Group-Midwest Region	\$85.85	\$85.85
389	Arnie's Guns & Archery	\$83.95	\$83.95
390	Pet Planet	\$83.23	\$1,036.04
391	Shoppers Drug Mart a/o 102141239 Sask Ltd.	\$81.35	\$562.14
392	West Hill Medical Clinic	\$80.00	\$835.00
393	Fas Gas Oil Ltd.	\$78.34	\$155.58
394	Everguard Fire Safety	\$77.48	\$861.43
395	Paddle.com Market Ltd	\$76.98	\$76.98
396	Google	\$76.76	\$457.92
397	Saskatchewan Association of Chiefs of Police	\$75.00	\$705.00
398	Percy H. Davis Limited	\$73.46	\$1,233.84
399	RPM Industrial Inc.	\$73.26	\$295.26
400	Hillside Physical Health & Fitness	\$70.00	\$175.00
401	Concord Theatricals	\$64.67	\$14,072.40
402	P A Outreach Program Inc.	\$63.59	\$63.59
403	Shell Canada	\$63.00	\$882.49
404	Karstin Mitchell	\$60.00	\$150.00
405	Elly Mitchell	\$60.00	\$135.00
406	EZ Selection.ca	\$58.66	\$58.66
407	Impact Mechanical Service Ltd.	\$58.28	\$29,071.50
408	Ninety Three Tools	\$53.07	\$53.07
409	Creative Market	\$52.65	\$108.92
410	CPKN Network Inc.	\$52.50	\$572.25
411	Internet Infinity- Voice Me Up	\$50.00	\$100.00
412	Ethan Waldner	\$45.00	\$382.50
413	Sweet Stells Cakes & More	\$45.00	\$45.00
414	Lucid Software Inc.	\$43.03	\$172.12
415	Shoppers Drug Mart - JASH RX Enterprises Ltd.	\$41.67	\$10,905.78
416	St. Johns Ambulance	\$39.96	\$68.82
417	Vadootv Subscription	\$37.56	\$113.55
418	J2 Efax	\$37.47	\$149.88
419	Jordon Gabriel-Cannon	\$36.00	\$252.00
420	Grace Vedress	\$36.00	\$252.00
421	Brycen Brule	\$36.00	\$216.00
422	Aiden Edwards	\$36.00	\$216.00
423	Morgan Burns	\$36.00	\$180.00
424	Dr Java's Coffee House	\$35.52	\$112.45
425	Smitty's Restaurant & Lounge	\$33.83	\$67.88
426	The Star Phoenix	\$33.60	\$134.40
427	Save on Foods	\$33.20	\$102.15
428	PyroCom Fire and Safety Equipment	\$29.40	\$1,384.95
429	High River Home Hardware	\$25.36	\$25.36
430	Wondershare Technology	\$25.31	\$123.80

## Payables Payments

No.	Vendor Name	From 4/1/2022 to 4/30/2022	From Start of Year to 4/30/2022
431	API Alarms Inc.	\$25.00	\$375.00
432	Carlton Trail Hearing Clinic	\$25.00	\$25.00
433	Warren's Parcel Express Inc.	\$22.68	\$178.64
434	Buffer Inc.	\$19.42	\$78.20
435	Salvation Army	\$17.00	\$97.00
436	Bell Canada	\$16.41	\$65.64
437	Apple	\$15.52	\$66.37
438	Lakeland Ford Sales (2009) Ltd.	\$12.01	\$3,574.94
439	Midtown Plaza Inc.	\$12.00	\$12.00
440	Integromat LLC	\$11.83	\$46.94
441	Spotify	\$11.09	\$44.36
442	Misc Mastercard Vendors	\$2.40	\$2,295.94
443	Dollarama	\$1.25	\$140.76
444	Secure Energy Services Inc.		\$950,791.93
445	B & B Construction Group Inc.		\$509,546.23
446	Saskatchewan Workers Compensation Board		\$346,801.50
447	Wheatland Builders & Concrete Ltd.		\$212,960.02
448	Versaterm Public Safety Inc		\$196,511.70
449	RNF Ventures Ltd.		\$154,341.13
450	ULS Maintenance & Landscaping Inc.		\$144,361.59
451	Delco Automation Inc.		\$100,845.72
452	Earth Drilling		\$71,565.78
453	ESRI Canada		\$61,607.22
454	Xylem Canada Company		\$56,423.03
455	Prism Holdings Ltd.		\$53,013.52
456	Highline Electric P.A. Ltd		\$51,603.83
457	Ram Excavation		\$49,262.03
458	Aqua-Aerobic Systems, Inc.		\$44,362.50
459	Halliday's Trucking		\$30,499.88
460	Sheree MacDonald		\$23,292.69
461	DCG Philanthropic Services Inc		\$22,711.50
462	Prince Albert Police Association		\$22,308.44
463	Crescent Heights Community Club		\$22,255.40
464	Hazeldell Community Club		\$21,031.00
465	101290873 Saskatchewan Ltd. (Nathan Stregger-ski hill contractor)		\$20,410.05
466	Midtown Community Club		\$19,950.00
467	East Hill Community Club		\$18,641.20
468	Sigma Safety Corp.		\$18,108.62
469	Boulevard Real Estate Equities Ltd		\$14,986.33
470	Brick N Block Masonry Construction Ltd		\$14,707.50
471	Precision Electro Mechanical		\$13,915.54
472	Grayshift LLC		\$13,412.93
473	Badger Meter		\$13,206.14

## Payables Payments

No.	Vendor Name	From 4/1/2022 to 4/30/2022	From Start of Year to 4/30/2022
474	Barricades and Signs Ltd.		\$12,346.49
475	Brent E Kennedy		\$12,336.72
476	Cellebrite Inc.		\$11,689.34
477	TD Canada Trust		\$11,589.94
478	Brandon Mayer		\$11,473.00
479	Borysiuk Contracting Inc.		\$11,345.25
480	Ministry of Corrections and Policing		\$11,275.56
481	FireHouse Training		\$11,250.00
482	Evolution AV Ltd.		\$9,721.34
483	Univar Canada		\$9,353.05
484	ADB Safegate Canada Inc		\$9,266.99
485	Indoc Crane Services Ltd		\$8,688.19
486	Meridian Surveys Ltd.		\$8,557.50
487	Pictometry Intelligence Images		\$8,509.93
488	Questica Software Inc.		\$8,400.00
489	CRL Engineering Ltd.		\$8,315.01
490	Anderson Pump House Ltd.		\$7,840.53
491	Site One Landscape Supplies		\$7,574.34
492	Lexcom Systems Group Inc.		\$7,527.20
493	East End Community Club		\$6,929.23
494	eSolutions Group Limited		\$6,615.00
495	Arts Management Systems		\$6,609.75
496	United Rentals of Canada Inc		\$6,436.96
497	CP Distributors Ltd.		\$6,221.55
498	Canadian Ramp Company		\$6,182.05
499	VWR International Co		\$6,058.72
500	Favored Nations Touring Inc		\$6,050.00
501	Mikkelsen-Coward & Co Ltd.		\$6,010.29
502	Paul Clemens		\$5,994.00
503	Prince Albert Winter Festival		\$5,978.48
504	Mera Development Corp.		\$5,952.38
505	Innovation, Science and Economic Development Canada		\$5,858.94
506	Allen Ponak Consulting Ltd.		\$5,725.38
507	BCL Engineering Ltd.		\$5,620.39
508	Daytech Limited		\$5,605.50
509	Snap on Tools		\$5,394.60
510	GCL Diesel Injection Service		\$5,350.80
511	IBM Canada Ltd.		\$5,331.33
512	Consolidated Supply Ltd.		\$5,006.99
513	KingFisher Boats Inc		\$4,984.99
514	Costco.ca		\$4,915.74
515	Big A Contracting		\$4,884.00
516	CTOMS		\$4,817.96



## Payables Payments

No.	Vendor Name	From 4/1/2022 to 4/30/2022	From Start of Year to 4/30/2022
517	Dmyterko Enterprises Ltd.		\$4,627.35
518	Elderhorst Bells Inc.		\$4,580.10
519	Prakash Consulting Ltd.		\$4,509.75
520	Prince Albert Female Hockey Tournament		\$4,500.00
521	Mequipco Ltd.		\$4,363.41
522	Snake Lake Construction Ltd		\$4,273.50
523	Saskatoon Cylinder Exchange Ltd		\$4,256.85
524	ISL Engineering and Land Services Ltd.		\$4,224.47
525	Comairco Equipment Ltd.		\$4,199.25
526	Veolia Water Solutions Canada		\$4,153.93
527	Share		\$4,129.60
528	Clear Water Controls Inc		\$4,126.94
529	Charles Sturt University		\$4,099.12
530	Flying Colours International		\$4,074.21
531	Aqua Data Atlantic		\$4,034.85
532	Dan Plaquin		\$3,972.05
533	PAGC Sports & Recreation		\$3,960.00
534	Integra Construction Ltd		\$3,827.28
535	Carlton Park Community Club		\$3,790.00
536	Crescent Acres Community Club		\$3,768.40
537	Automated Aquatics Canada Ltd.		\$3,748.50
538	Blue Moose Media Inc		\$3,637.50
539	Troy Life & Fire Safety Ltd		\$3,581.67
540	Nordale Community Club		\$3,568.86
541	BMR Mfg Inc		\$3,528.00
542	Margaret Morgan		\$3,522.60
543	Levitt Safety Limited		\$3,508.14
544	Paquin Entertainment		\$3,500.00
545	Pattison Media Ltd		\$3,475.97
546	WD Industrial Group		\$3,442.95
547	Buffalo Inspection Services		\$3,311.18
548	Prince Albert Sharks Swim Club		\$3,300.00
549	Gallus Golf LLC		\$3,279.56
550	R & R Products Inc		\$3,213.81
551	Superior Truck Equipment Inc./North America		\$3,078.19
552	Tee-on Golf Systems Inc.		\$3,051.73
553	Fresh Air Experience		\$3,046.84
554	Hard Drives Direct		\$2,974.89
555	Honda Canada Finance Inc		\$2,903.92
556	Absolute Fire Protection		\$2,860.67
557	Rawlco Radio Ltd.		\$2,820.00
558	P.A. Radiator Shop		\$2,790.94
559	Marlon Labar		\$2,787.46

## Payables Payments

No.	Vendor Name	From 4/1/2022 to 4/30/2022	From Start of Year to 4/30/2022
560	Wood Environment & Infrastructure Solutions		\$2,728.86
561	Stormwind Studios		\$2,687.93
562	ESI Elevator Solutions Inc		\$2,662.11
563	Heather GM Mercredi		\$2,627.50
564	Select Classic Carriers		\$2,520.00
565	Firebird North Sistema Music Project		\$2,500.00
566	Chartered Professional Accountants of Alberta		\$2,436.00
567	CGI Information Systems & Mgt Consultants Inc		\$2,405.00
568	Tenco Inc		\$2,401.07
569	Prince Albert Men's Golf Club		\$2,400.00
570	Total Truck Training		\$2,400.00
571	Pro-Tech Alarm System Services		\$2,395.05
572	Landel Controls Ltd.		\$2,368.86
573	GardaWorld Cash Services Canada Corp		\$2,364.32
574	Adcom Solutions		\$2,347.65
575	Marriott Hotels & Resorts		\$2,326.45
576	Matkowski Law Office		\$2,311.05
577	Homewood Health Inc.		\$2,310.00
578	Mark's Work Wearhouse		\$2,279.85
579	CTC Supplies		\$2,217.57
580	Fort Garry Industries Ltd.		\$2,214.02
581	Lawson Products Inc		\$2,180.02
582	Shellbrook Home Hardware		\$2,162.01
583	The Lawnmower Hospital		\$2,140.87
584	Westcrest Embroidery Corp		\$2,140.64
585	University of Saskatchewan		\$2,094.75
586	Custom Covers		\$2,052.88
587	Winn 911 Software		\$2,036.62
588	SOS Children's Safety Magazine		\$2,016.00
589	Canadian Assoc of Police Governance		\$2,002.50
590	NLC/PAGC Golf Tournament		\$2,000.00
591	West Flat Citizens Group Inc.		\$2,000.00
592	Cole-Parmer Instrument Co.		\$1,959.93
593	Northern Strands Co. Ltd.		\$1,948.25
594	National Fire Codes		\$1,947.37
595	Mac Tools		\$1,887.72
596	Jen's Book-Keeping Services		\$1,831.50
597	Genelle Amber Studios		\$1,765.79
598	J.A. Larue Inc.		\$1,708.40
599	Zogics		\$1,688.38
600	Carfinco Inc.		\$1,663.50
601	Weber Supply Distributors		\$1,646.57
602	Magikist Ltd		\$1,642.55

## Payables Payments

No.	Vendor Name	From 4/1/2022 to 4/30/2022	From Start of Year to 4/30/2022
603	Holiday Inn Hotel		\$1,633.05
604	Cabela's		\$1,598.33
605	Rideau Recognition Solutions Inc.		\$1,585.50
606	The Welding Shop		\$1,570.15
607	Wounded Warriors Magazine		\$1,548.75
608	Select Entertainment		\$1,535.63
609	Dr. Lindsay Robertson		\$1,530.00
610	Entandem Inc		\$1,480.33
611	K-9 Dynamics		\$1,437.89
612	Air Canada		\$1,418.72
613	Lacey J Monias		\$1,400.50
614	Marsollier Petroleum		\$1,382.75
615	Fox Signs		\$1,367.80
616	SGL Canada		\$1,292.04
617	Speedy Auto Glass		\$1,289.89
618	Othram Inc		\$1,287.68
619	Truck Outfitters Prince Albert Inc.		\$1,278.90
620	Needham Promotions Inc		\$1,276.50
621	Big Drum Media		\$1,239.43
622	Millsap Fuel Distributors		\$1,228.20
623	Windsor Plywood		\$1,224.95
624	Cludo Inc		\$1,220.00
625	BIOMED Recovery & Disposal		\$1,218.04
626	Intuiface		\$1,217.45
627	The Municipal Information Network		\$1,212.75
628	Triple R Contracting Ltd		\$1,128.75
629	Total Service & Contracting Ltd.		\$1,108.04
630	John Crane Canada Inc		\$1,097.80
631	Enterprise Rent a car		\$1,089.01
632	Invarion Inc.		\$1,063.42
633	Lakeview Aquatic Consultants Ltd		\$1,039.50
634	Caseware International Inc.		\$1,023.75
635	Parkland Emergency Medical Services		\$1,008.00
636	Athens Technical Specialists Inc.		\$1,005.34
637	TNT Work & Rescue Inc		\$1,003.64
638	Ecole St. Mary High School		\$1,000.00
639	Relan Meeks		\$1,000.00
640	Saskatchewan Country Music Awards		\$1,000.00
641	The Backyard		\$1,000.00
642	Tisdale Motor Rewinding (1984) Ltd.		\$995.67
643	Shermco Industries Canada Inc.		\$989.63
644	911 Supply and Adventure		\$984.84
645	P.A. Auto Body (1983) Ltd.		\$966.32



## Payables Payments

No.	Vendor Name	From 4/1/2022 to 4/30/2022	From Start of Year to 4/30/2022
646	Event Pro Software		\$964.98
647	Western Recreation & Development Inc		\$950.02
648	AVSHop.ca		\$944.52
649	Coronet Hotel		\$943.25
650	CSIpix / iSYS - Intelligent System Solutions Corp		\$926.17
651	Latent Forensic Services Inc.		\$889.60
652	Linkedin		\$887.87
653	ThreatTrack Security Inc dba VIPRE Security		\$863.67
654	Yeti Canada Ltd		\$848.95
655	Petticoat Creek Press Inc.		\$840.00
656	Murrays Appliance Service		\$833.61
657	OTIS Canada Inc		\$829.31
658	Les Entreprises Denis Ringuette Inc.		\$824.25
659	High Risk Course		\$800.00
660	Crown Vacuum Sales & Service		\$794.51
661	Town of Rosthern		\$791.66
662	Town of Duck Lake		\$791.66
663	Town of Shellbrook		\$791.66
664	Auto Details on 6th Ltd.		\$789.82
665	Portapay.com		\$788.09
666	Carrie Ikert		\$787.50
667	Prince Albert Shopper		\$781.48
668	Denham Awning Makers		\$759.24
669	Ryan ULC		\$750.00
670	Rebecca Strong		\$750.00
671	MVP Media Network, Inc.		\$722.69
672	Minister of Finance		\$721.50
673	Carpet World		\$710.40
674	Global Sign Inc.		\$703.23
675	Shelly Bird		\$690.00
676	ATAP Infrastructure Management Ltd		\$672.00
677	I.C.E. Marketing & Consulting		\$658.60
678	Chad C Norris		\$643.00
679	Canadian Association of Fire Chiefs		\$630.00
680	Vermette Wood Preservers Ltd.		\$619.50
681	Canadian Municipal Network on Crime Prevention		\$600.00
682	Regional Community Airports of Canada		\$600.00
683	Secure Choice Moving & Storage		\$591.00
684	Direct Dial. com		\$584.97
685	Pineland Metal Products Inc.		\$584.75
686	Astro Towing P.A. Ltd.		\$568.53
687	SAP Canada Inc.		\$549.45
688	101185387 Saskatchewan Ltd. (Nexcash ATM Solutions)		\$543.50

## Payables Payments

No.	Vendor Name	From 4/1/2022 to 4/30/2022	From Start of Year to 4/30/2022
689	Jeremy Lukan		\$542.72
690	P A Express Ltd.		\$540.65
691	JYSK		\$527.15
692	North Sask Victim Services Inc.		\$525.00
693	Trimble Inc		\$522.82
694	Future Print		\$521.70
695	Adnet Agency		\$519.75
696	National Golf Course Owners Association Canada		\$519.75
697	Culligan Water Conditioning		\$517.83
698	Bold Dance Productions		\$514.74
699	WJF Instrumentation (1990) Ltd.		\$504.00
700	Economic Developers Association of Canada		\$503.29
701	Alberta Airports Management Association		\$500.00
702	Cole Assman		\$500.00
703	City of Red Deer		\$500.00
704	Randy Mihilewicz		\$500.00
705	Prince Albert Model Forest Association Inc		\$500.00
706	Fabricland		\$487.20
707	EcOzone Water Solutions		\$487.08
708	Neighborhood Caterers		\$482.51
709	Crestline Coach Ltd.		\$468.10
710	Comfort Inn		\$466.64
711	Covert Track Group, Inc		\$466.48
712	Wainbee Ltd		\$459.78
713	Steel Craft Door		\$454.70
714	Air Unlimited Inc		\$454.55
715	Stacey Friesen		\$451.08
716	Allyson James-Loth		\$450.00
717	MLT Aikins LLP		\$448.88
718	Red Swan Pizza		\$435.15
719	Industrial Fluid Consultants		\$432.90
720	Food & Fuel c/o 101212525 Sk Ltd.		\$422.00
721	SPI Health and Safety Inc.		\$420.69
722	Tenaquip Ltd.		\$419.90
723	Park Range Veterinary Services		\$416.24
724	Zachary Kerr		\$400.00
725	Josh Rohs		\$400.00
726	Brock Skomorowski		\$400.00
727	Stephen Williams		\$400.00
728	NASTT		\$399.53
729	TeamViewer GmbH		\$386.28
730	Turf & Soil Diagnostics		\$385.28
731	Lynette Natomagan		\$382.95

## Payables Payments

No.	Vendor Name	From 4/1/2022 to 4/30/2022	From Start of Year to 4/30/2022
732	Carlton Honda		\$379.14
733	Sask Assoc of Fire Chiefs		\$378.00
734	ITS Occupational Health Services		\$375.90
735	Canadian Golf Superintendents Association		\$367.25
736	Don's Photo Shop		\$366.29
737	Gayle Breiter		\$364.64
738	Great Northern Equipment		\$364.54
739	Canadian Public Procurement Council		\$360.75
740	Emsco Equipment Maintenance & Supply Co.		\$360.17
741	UBU Photos		\$360.00
742	Dale Carnegie and Associates		\$358.31
743	Guillevin International Inc.		\$349.48
744	VMware		\$349.00
745	Clunie Consulting Engineers Ltd.		\$346.50
746	Wilna Furstenberg		\$346.12
747	Charlene Bernard		\$343.57
748	FS.Com Inc		\$336.20
749	Practica Ltd		\$336.09
750	Canadian Standards Association		\$330.75
751	NordVPN		\$330.24
752	Name Tag Wizard		\$323.28
753	Prince Albert Diesel Injection (2004) Ltd.		\$319.45
754	Entrust Ltd		\$317.59
755	SSL.com		\$311.44
756	Creative City Network of Canada		\$310.00
757	Vitacore Industries		\$307.52
758	Select Blinds Canada		\$300.94
759	Jordan Balicki		\$300.00
760	LJ Tyson		\$300.00
761	Saskatchewan Building Officials Association		\$300.00
762	Wendy Lloyd		\$292.94
763	Party City		\$291.48
764	Ken Kuzniar		\$289.80
765	Home Depot		\$288.53
766	Commercial Aquatic Supplies		\$281.51
767	ClaimsPro Inc.		\$280.00
768	Government Finance Officers Association		\$275.22
769	Commercial Truck Equipment Corp		\$270.68
770	Melfort Campus		\$270.00
771	Infosat Communications Inc.		\$268.32
772	Flaman Fitness		\$266.36
773	Bobby's Place		\$265.07
774	International Municipal Signal Assoc.		\$258.52



## Payables Payments

No.	Vendor Name	From 4/1/2022 to 4/30/2022	From Start of Year to 4/30/2022
775	Jim Kocsis		\$252.00
776	Silver Screen Canada		\$252.00
777	Motis Fire Rescue		\$251.58
778	Coldest Night of the Year		\$250.00
779	Adin Dereniwski		\$250.00
780	Mansoor Iqbal		\$250.00
781	Kinsmen Telemiracle Foundation		\$250.00
782	Make a Wish Canada		\$250.00
783	Jackie Packet		\$250.00
784	Prince Albert Music Festival Association		\$250.00
785	Delta Hotels		\$240.64
786	Safety Sign		\$229.56
787	Flipsnack		\$220.01
788	Production Lighting Ltd		\$219.85
789	Dive Rescue International, Inc.		\$219.19
790	Harold's IGA		\$210.23
791	Municipal Information Systems Assoc. Prairies Chapter		\$210.00
792	Fitness Solutions		\$209.26
793	Microsoftstore. Com		\$208.68
794	QuillBot		\$208.48
795	Global Industrial Canada		\$208.45
796	R.M. of Rosthern		\$204.75
797	Industrial Scale Ltd		\$200.96
798	Lorne Hradecki		\$200.00
799	Lauren Lohneis		\$200.00
800	Stephanie Lokinger		\$200.00
801	Mont St. Joseph Foundation		\$200.00
802	Saskatchewan Forestry Association		\$200.00
803	Wahpeton Dakota Nation		\$200.00
804	Wurth Canada Ltd.		\$193.94
805	SMTP2GO. Com		\$189.56
806	Farmtronics Ltd.		\$189.53
807	PetSmart		\$184.21
808	Richard Curtis		\$183.15
809	Saskatchewan Aviation Council		\$180.00
810	One Stop Auto Care and Carpet Cleaning		\$175.00
811	Magkist		\$168.45
812	A2Z Safety & Training Ltd.		\$168.00
813	Metis Central Region 2 Council Inc		\$166.00
814	RCMP "K" Division F.S.S.B.		\$163.29
815	Ian Dickson		\$160.00
816	Kirk Pilon		\$160.00
817	Fast Stamps		\$155.40

## Payables Payments

No.	Vendor Name	From 4/1/2022 to 4/30/2022	From Start of Year to 4/30/2022
818	Dulux Paints		\$150.57
819	Ralph Boychuk		\$150.00
820	Dan Christakos		\$150.00
821	Family Futures Inc.		\$150.00
822	Saskatchewan Association of City Clerks		\$150.00
823	Rigat Melake Mebrahtu		\$149.85
824	Prairie Mobile Communications		\$147.56
825	Mark Acorn		\$144.00
826	Bendig & Klassen Law Firm		\$135.56
827	Sask Auto Fund		\$134.00
828	UPS Canada LTD.		\$133.41
829	Canada Safety Council		\$130.59
830	Fastspring		\$130.19
831	Joel Mihilewicz		\$120.00
832	Michael's Store		\$119.25
833	GMEI Utility		\$109.18
834	Morris Petruniak		\$102.90
835	Great Canadian Oil Change		\$100.54
836	Parkland Ambulance Care Ltd.		\$100.00
837	Quizno's Sub		\$100.00
838	YWCA		\$100.00
839	Boston Pizza		\$97.06
840	Image Computer Services		\$94.35
841	School Specialty Canada		\$91.72
842	Air Liquide		\$88.82
843	Lowe's		\$88.79
844	Prince Albert Cornerstone Medical Clinic		\$85.00
845	Officekeys.ca		\$84.99
846	Inland Kenworth Partnership		\$84.93
847	Belinda Bratvold		\$84.00
848	Esso		\$80.34
849	Cheryl Ring		\$80.00
850	South Hill Medical Practice		\$80.00
851	Bonnie Bailey		\$78.10
852	Montana's		\$78.04
853	Schmalz Enterprises		\$76.00
854	Sootsoap Supply Co.		\$75.60
855	Cherise Arnesen		\$75.00
856	Canadian Police Chaplain Association		\$75.00
857	Ann- Marie Chokani		\$75.00
858	Sask Emergency Planners Association		\$75.00
859	Strategic Alarms		\$75.00
860	Iconix Waterworks LP		\$73.26

## Payables Payments

No.	Vendor Name	From 4/1/2022 to 4/30/2022	From Start of Year to 4/30/2022
861	Pacific Northwest Division IAI		\$72.57
862	Canva Pty Ltd		\$70.50
863	Riverbank Development Corporation		\$70.50
864	Sask. Association of Rural Municipalities		\$70.00
865	PizzaTime		\$68.78
866	Cervus Equipment		\$65.80
867	PAYPAL		\$65.00
868	Saskatchewan Water & Wastewater Association		\$60.50
869	Canadian Police Canine Association		\$60.00
870	Wix.com		\$59.33
871	Fuddruckers		\$58.87
872	Nav Canada		\$58.28
873	Walker's Auto & Body Supplies Ltd.		\$56.12
874	Robert Atkinson		\$53.87
875	Tony's Appliance Repair		\$53.00
876	Minister of Finance		\$52.50
877	WCLP-SCS Prince Albert		\$51.14
878	Association of Canadian Critical Incident Commanders		\$50.00
879	Grey Cab		\$50.00
880	FlipBuilder		\$49.48
881	Starbucks		\$42.90
882	Blueline Taxi		\$42.17
883	Dana Strauss		\$41.67
884	RJ's Urban Garden Cafe		\$41.63
885	Nicole Ferchuk		\$40.00
886	Sherry LaFaver		\$40.00
887	Paul Lecorre		\$40.00
888	Veronica Lecorre		\$40.00
889	John Uvery		\$40.00
890	The Source		\$36.62
891	Sherry Ouellette		\$35.00
892	Professional Audio Visual Ltd.		\$35.00
893	McDonald's Restaurants of Canada Ltd.		\$34.77
894	ABS Pressure & Equipment Safety		\$32.50
895	Precision Design & Manufacturing		\$32.45
896	Dollar Tree		\$26.37
897	Subway		\$26.28
898	City of Prince Albert		\$25.00
899	Husky Oil		\$24.72
900	EasyPPSA		\$22.66
901	Burger King		\$19.91
902	Success Office Systems Inc		\$19.06
903	Roofmart Prairies Ltd.		\$18.44





### Payables Payments

No.	Vendor Name	From 4/1/2022 to 4/30/2022	From Start of Year to 4/30/2022
904	Ukreations		\$18.32
905	A & W Restaurants		\$17.27
906	Kung Pao Wok		\$14.30
907	Music Notes .com		\$7.56
908	Impark		\$6.00
909	Gerald N Hansen		\$5.09
910	Precise ParkLink		\$5.00
911	Your Dollar Store With More		\$4.44
912	Value Village		\$4.19
	<b>Total:</b>	<b>\$5,050,134.14</b>	<b>\$24,437,757.46</b>



**RPT 22-286**

**TITLE:** May 2022 Account Payable Payments

**DATE:** July 12, 2022

**TO:** Executive Committee

**PUBLIC:** X

**INCAMERA:**

---

**RECOMMENDATION:**

That the May 2022 accounts payable payments report be received as information and filed.

**TOPIC & PURPOSE:**

To provide a year to date list of all payments made by the City to vendors and contractors.

**PROPOSED APPROACH AND RATIONALE:**

Administration committed to provide Council with a list of accounts payable payments on a monthly basis (RPT# 19-42), therefore the following information is being reported to Council:

1. A list of payments made to vendors and contractors from May 1 – 31, 2022.
2. A list of payments made to vendors and contractors from January 1 – May 31, 2022.

**PUBLIC NOTICE:**

Public Notice pursuant to Public Notice Bylaw No. 24 of 2015 is not required.

**ATTACHMENTS:**

1. May 2022 Account Payable Payments

Written by: Sahil Syal, Finance Manager

Approved by: Director of Financial Services & City Manager

## Payables Payments

No.	Vendor Name	From 5/1/2022 to 5/31/2022	From Start of Year to 5/31/2022
1	PCL Construction Management Inc.	\$1,213,588.36	\$4,114,922.04
2	Municipal Employees Pension Plan	\$631,688.94	\$3,200,054.56
3	WestVac Industrial Ltd	\$492,387.01	\$492,387.01
4	SaskPower	\$255,035.38	\$1,127,109.41
5	Bank of Montreal - Mastercard	\$239,629.34	\$1,142,940.52
6	BBB Architects Toronto Inc	\$220,418.84	\$943,650.48
7	Wolseley Waterworks	\$188,294.30	\$188,294.30
8	Flocor	\$150,112.37	\$351,925.31
9	Acme Infrastructure Services Inc.	\$119,605.61	\$692,987.22
10	PA Separate School Board	\$116,069.57	\$933,425.44
11	Anderson Motors Ltd.	\$112,472.74	\$120,047.89
12	ZIRCO (1989) Ltd	\$112,358.85	\$112,358.85
13	Federated Co-Operatives Ltd.	\$102,566.89	\$600,667.82
14	Klearwater Equip & Technologies	\$97,327.31	\$175,334.95
15	RNF Ventures Ltd.	\$93,651.03	\$247,992.16
16	Sask Energy Inc.	\$81,200.08	\$473,538.55
17	Group2 Architecture Engineering Inc	\$81,088.05	\$566,794.46
18	Glenmor Equipment LP	\$79,108.82	\$104,542.70
19	Mr Plumber	\$70,164.72	\$104,535.41
20	FirstCanada ULC	\$67,621.29	\$459,344.83
21	Playgrounds-R-Us	\$51,060.00	\$51,060.00
22	AquaCoustic Remote Technologies Inc	\$50,759.60	\$50,759.60
23	Delco Automation Inc.	\$42,954.68	\$143,800.40
24	Softchoice Corporation	\$39,835.34	\$75,296.14
25	Daytech Limited	\$38,229.51	\$43,835.01
26	DMM Energy	\$34,995.62	\$107,448.10
27	Clear Tech Industries Inc.	\$28,548.24	\$56,942.82
28	Eecol Electric (Sask) Ltd.	\$28,178.84	\$69,443.82
29	SaskTel	\$22,712.20	\$93,863.91
30	Prince Albert Police Association	\$22,189.78	\$44,498.22
31	Frontline Outfitters Ltd	\$22,087.72	\$25,168.09
32	G.E. Environmental Solutions Inc	\$21,765.72	\$21,765.72
33	AECOM Canada Ltd.	\$21,630.00	\$521,252.65
34	Lafarge Canada Inc.	\$20,198.67	\$20,198.67
35	Site One Landscape Supplies	\$18,844.68	\$26,419.02
36	Emco Corporation	\$18,814.33	\$102,867.13
37	Redhead Equipment Ltd.	\$16,926.22	\$196,952.07
38	Maxim Transportation Services Inc.	\$16,816.09	\$52,965.40
39	HBI Brennan Office Plus Inc.	\$16,692.77	\$69,343.43
40	M D Charlton Co. Ltd.	\$16,292.84	\$79,991.31



## Payables Payments

No.	Vendor Name	From 5/1/2022 to 5/31/2022	From Start of Year to 5/31/2022
41	Automated Aquatics Canada Ltd.	\$15,793.05	\$19,541.55
42	Early's Farm & Garden Centre	\$15,490.39	\$15,490.39
43	Prince Albert Policemen's Association	\$14,467.80	\$73,788.43
44	Cornerstone Insurance	\$14,287.49	\$1,043,328.74
45	GL Mobile Communications	\$14,200.23	\$89,528.36
46	SaskTel CMR	\$14,106.43	\$52,980.99
47	Can Union of Public Employees Assoc Local 160	\$13,800.57	\$70,418.78
48	Saskatchewan Polytechnic-Prince Albert Campus	\$12,976.34	\$19,972.68
49	Arctic Refrigeration Inc.	\$12,669.91	\$59,054.78
50	Kleen-Bee (P.A.)	\$12,524.94	\$51,845.17
51	ISL Engineering and Land Services Ltd.	\$12,443.85	\$16,668.32
52	Certified Laboratories	\$11,338.59	\$11,338.59
53	Canadian Police College	\$11,296.98	\$16,841.94
54	Full Line Electric and General Contracting	\$11,223.90	\$12,579.90
55	Justice Institute of British Columbia	\$10,699.50	\$10,699.50
56	Darcy's Golf Shop Ltd.	\$10,461.18	\$82,308.98
57	Avia NG Inc.	\$10,143.16	\$32,134.62
58	Barricades and Signs Ltd.	\$9,859.50	\$22,205.99
59	Canadian Corps of Commissionaires (North Saskatchewan) Inc.	\$9,279.51	\$124,476.26
60	Christopherson's Industrial Supplies	\$8,984.34	\$33,468.04
61	DBP Entertainment	\$8,925.00	\$8,925.00
62	Aquifer Group of Companies	\$8,802.03	\$37,342.03
63	Halcro Metals Inc.	\$8,609.53	\$11,536.06
64	Nicola Sherwin- Roller M.A.,C.C.C.	\$8,540.76	\$59,483.84
65	Sysco Food Services	\$8,504.56	\$75,819.54
66	Prince Albert Firefighter's Association Local 510	\$8,385.30	\$41,577.14
67	Johnson Controls Ltd.	\$8,361.82	\$13,302.28
68	Auto Rescue Towing	\$8,205.55	\$42,805.32
69	Satya Inc.	\$7,770.00	\$7,770.00
70	Earthworks Equipment	\$7,453.56	\$25,478.25
71	AODBT Architects Ltd	\$7,331.46	\$14,420.34
72	Bluebeam, Inc.	\$7,303.61	\$7,303.61
73	Saunders Electric Ltd.	\$7,099.28	\$25,660.05
74	Prince Albert Metis Nation Local 7 Inc.	\$7,000.00	\$7,000.00
75	Prince Albert Beverages	\$6,820.29	\$23,885.58
76	Can Union of Public Employees Assoc Local 882	\$6,706.33	\$32,476.01
77	Novus Law Group	\$6,643.35	\$222,961.55
78	Richard Pytlak	\$6,549.00	\$26,695.50
79	MLT Aikins LLP in trust	\$6,472.50	\$6,472.50
80	Thor Security Ltd.	\$6,288.15	\$11,790.42

## Payables Payments

No.	Vendor Name	From 5/1/2022 to 5/31/2022	From Start of Year to 5/31/2022
81	Brenntag Canada Inc	\$6,237.00	\$34,959.29
82	E.B. Horsman & Son	\$6,206.88	\$6,206.88
83	PA Markit Signs Ltd.	\$6,183.73	\$10,638.67
84	Birch Hills Dance	\$6,078.99	\$6,078.99
85	Amazon.ca	\$6,062.19	\$22,501.62
86	YWCA	\$6,000.00	\$6,100.00
87	Eagles Nest Youth Ranch	\$6,000.00	\$6,000.00
88	PAGC Sports & Recreation	\$5,940.00	\$9,900.00
89	Timberland Bow Benders	\$5,880.00	\$5,880.00
90	Canadian Assoc of Police Governance	\$5,722.50	\$7,725.00
91	Fountain Tire Prince Albert Ltd	\$5,597.11	\$8,254.11
92	B & B Construction Group Inc.	\$5,355.75	\$514,901.98
93	Capstone Community Marketing	\$5,208.24	\$14,239.42
94	The Bolt Supply House Ltd	\$5,170.45	\$23,772.11
95	P A Battery & Truck Accessories	\$5,070.18	\$8,553.85
96	Riverbank Development Corporation	\$5,000.00	\$5,070.50
97	Paradigm Software	\$4,969.10	\$4,969.10
98	Anthratech Western Inc.	\$4,937.50	\$4,937.50
99	Acklands Ltd.	\$4,803.64	\$30,657.89
100	102041427 Saskatchewan Ltd c/o The roxy Sk	\$4,782.25	\$4,782.25
101	Helen Sayazie	\$4,750.00	\$4,750.00
102	Brick N Block Masonry Construction Ltd	\$4,607.00	\$19,314.50
103	Paradise Pools	\$4,569.55	\$4,569.55
104	Lenovo Canada Inc.	\$4,561.45	\$31,169.29
105	Best Buy	\$4,426.33	\$7,923.17
106	Nicole A Sawchuk Barrister and Solicitor	\$4,328.20	\$10,545.53
107	Rona Inc. - Prince Albert	\$4,150.71	\$12,987.79
108	Westburne	\$4,093.83	\$6,856.51
109	Randy Hurd	\$4,091.02	\$4,091.02
110	Greenland Waste Disposal Ltd.	\$3,962.06	\$11,820.49
111	NexGen Mechanical Inc.	\$3,953.01	\$20,617.28
112	Madsen Fence Ltd.	\$3,853.79	\$5,757.11
113	Sherwin Williams	\$3,833.26	\$13,783.89
114	Prince Albert Minor Softball Association	\$3,800.00	\$3,800.00
115	DMA Building Services Ltd.	\$3,629.70	\$7,021.72
116	Prince Albert U14A Aces	\$3,600.00	\$3,600.00
117	P.A. Auto Body (1983) Ltd.	\$3,596.15	\$4,562.47
118	Thorpe Industries Ltd	\$3,496.50	\$40,743.66
119	Lake Country Co-operative Ltd.	\$3,496.04	\$18,491.41
120	Holiday Inn Hotel	\$3,463.32	\$5,096.37

## Payables Payments

No.	Vendor Name	From 5/1/2022 to 5/31/2022	From Start of Year to 5/31/2022
121	Asiil Enterprises Ltd.	\$3,387.18	\$48,608.55
122	Prince Albert Rent A Car	\$3,330.00	\$9,379.50
123	West Hill Community Club	\$3,319.80	\$3,319.80
124	Harlan Fairbanks	\$3,232.95	\$19,132.40
125	Ina Holmen	\$3,106.31	\$3,106.31
126	Uline Canada Corporation	\$3,080.74	\$9,337.60
127	Performing Arts Warehouse	\$3,000.00	\$3,000.00
128	Applied Industrial Technologies	\$2,971.33	\$24,757.85
129	Bandet Holdings Ltd.	\$2,966.25	\$3,136.08
130	Chartered Professional Accountants of Alberta	\$2,919.00	\$5,355.00
131	CRL Engineering Ltd.	\$2,771.67	\$11,086.68
132	Big Sisters/Big Brothers Prince Albert & District Inc.	\$2,750.00	\$2,750.00
133	Sask Research Council	\$2,732.10	\$19,173.79
134	Canadian Tire	\$2,718.29	\$10,474.85
135	Donna Strauss	\$2,700.00	\$2,700.00
136	GardaWorld Cash Services Canada Corp	\$2,625.14	\$4,989.46
137	Frontline Truck & Trailer	\$2,620.28	\$7,709.80
138	Canadian Imperial Bank of Commerce	\$2,618.64	\$15,696.24
139	Complete Distribution Services	\$2,574.33	\$14,099.89
140	Hotel Grand Pacific	\$2,564.65	\$2,564.65
141	Northern Strands Co. Ltd.	\$2,547.45	\$4,495.70
142	BDI Canada Inc.	\$2,537.54	\$2,537.54
143	OK Tire & Auto Service	\$2,518.09	\$12,534.41
144	ALS Environmental	\$2,498.37	\$11,796.93
145	Hero Products Group	\$2,498.27	\$2,498.27
146	AlphaCard	\$2,457.27	\$2,457.27
147	Puetz Enterprises Ltd.	\$2,447.52	\$10,144.27
148	Prairie Meats	\$2,432.40	\$12,314.12
149	Aallcann Wood Suppliers Inc.	\$2,408.70	\$5,070.70
150	WFR Wholesale Fire & Rescue	\$2,345.82	\$2,345.82
151	Purolator Courier Ltd.	\$2,268.50	\$13,888.07
152	Gregg Distributors	\$2,238.33	\$9,587.83
153	Lite-Way Electric Ltd.	\$2,186.09	\$6,365.72
154	UniTech Office Solutions, Ltd.	\$2,168.48	\$39,223.27
155	Lajcon Distributors	\$2,164.50	\$2,164.50
156	A1 Locksmithing	\$2,149.18	\$7,055.38
157	ESRI Canada	\$2,140.21	\$63,747.43
158	Air Canada	\$2,063.07	\$3,481.79
159	Dmyterko Enterprises Ltd.	\$2,047.50	\$6,674.85
160	B A Robinson Co. Ltd.	\$2,031.85	\$37,812.82



## Payables Payments

No.	Vendor Name	From 5/1/2022 to 5/31/2022	From Start of Year to 5/31/2022
161	Princess Auto	\$2,017.94	\$11,053.44
162	Eda Environmental Ltd.	\$1,998.84	\$41,544.90
163	Team Power Solutions	\$1,995.00	\$1,995.00
164	Fer-Marc Equipment Ltd.	\$1,959.74	\$33,714.14
165	Sutherland Automotive	\$1,940.85	\$27,304.16
166	Oak Creek Golf & Turf Inc.	\$1,894.60	\$10,325.04
167	Tyrone Enterprises Inc	\$1,890.00	\$6,872.28
168	MNP LLP	\$1,860.00	\$42,454.50
169	Dana Strauss	\$1,859.43	\$1,901.10
170	TK Elevator (Canada) Ltd.	\$1,791.21	\$7,928.44
171	Fastenal	\$1,787.59	\$20,164.82
172	Triod Supply Ltd.	\$1,781.55	\$1,781.55
173	Wingate by Wyndham	\$1,757.85	\$1,757.85
174	W. R. Meadows of Western Canada	\$1,757.21	\$1,757.21
175	First General Services (PA) Ltd.	\$1,731.69	\$15,108.49
176	Sea Hawk	\$1,664.40	\$1,664.40
177	Kal Tire Ltd.	\$1,650.30	\$7,235.45
178	Dafco Filtration Group	\$1,643.14	\$1,643.14
179	North Star Trophies & Screen Printing	\$1,617.67	\$3,651.63
180	Prairie Mobile Communications	\$1,598.40	\$1,745.96
181	Windsor Plywood	\$1,561.17	\$2,786.12
182	Millsap Fuel Distributors	\$1,556.93	\$2,785.13
183	CentralSquare Canada Software Inc.	\$1,535.63	\$31,043.04
184	Impact Mechanical Service Ltd.	\$1,533.66	\$30,605.16
185	Prince Albert Alarm Systems Ltd	\$1,509.60	\$6,371.40
186	Stephanie Lokinger	\$1,500.00	\$1,700.00
187	Harvey Anderson	\$1,500.00	\$1,500.00
188	Karen Langlois	\$1,500.00	\$1,500.00
189	Mike Langlois	\$1,500.00	\$1,500.00
190	Pineland Metal Products Inc.	\$1,470.75	\$2,055.50
191	Adrian Vermette	\$1,457.44	\$3,716.30
192	Honda Canada Finance Inc	\$1,451.96	\$4,355.88
193	Stantec Consulting Ltd.	\$1,448.38	\$15,462.11
194	Napa Auto Parts	\$1,429.69	\$10,975.21
195	PR Septic Services 1997 Ltd.	\$1,418.67	\$9,157.86
196	Davtech Analytical Services (Canada) Inc.	\$1,413.58	\$41,257.19
197	United Rentals of Canada Inc	\$1,403.12	\$7,840.08
198	Green For Life Environmental	\$1,402.74	\$4,959.24
199	Action Printing Company Ltd.	\$1,398.05	\$11,198.70
200	E.T. Flooring Canada	\$1,379.60	\$1,379.60

## Payables Payments

No.	Vendor Name	From 5/1/2022 to 5/31/2022	From Start of Year to 5/31/2022
201	Vermeer Equipment	\$1,363.68	\$1,842.37
202	Vista Print. ca	\$1,352.51	\$1,352.51
203	Clark's Supply & Service Ltd.	\$1,289.71	\$6,227.20
204	The Diving Center	\$1,270.66	\$1,270.66
205	Currentware	\$1,256.86	\$1,256.86
206	Jenna Strauss	\$1,250.00	\$1,250.00
207	Staples	\$1,214.10	\$6,347.87
208	Mini Tune Lawn & Landscape Depot	\$1,210.93	\$1,210.93
209	Best Western Hotels	\$1,210.66	\$2,543.66
210	CGI Information Systems & Mgt Consultants Inc	\$1,202.50	\$3,607.50
211	Canoe Procurement Group of Canada	\$1,169.77	\$14,040.44
212	ADB Safegate Canada Inc	\$1,158.15	\$10,425.14
213	DMC Cleaning Inc.	\$1,146.08	\$3,661.32
214	Jay's Transportation Group Ltd.	\$1,145.64	\$3,674.16
215	Appliance Clinic	\$1,115.55	\$1,115.55
216	Federation of Canadian Municipalities	\$1,108.80	\$16,128.52
217	Peerless Engineering Sales Ltd.	\$1,092.26	\$12,110.95
218	Van Houtte Coffee Services Inc	\$1,092.02	\$8,526.84
219	Sask Urban Municipalities Assoc ( SUMA)	\$1,089.18	\$33,139.29
220	YasTech Developments Inc.	\$1,065.60	\$1,065.60
221	Black Laser Learning Inc.	\$1,064.77	\$1,064.77
222	Technical Safety Authority of Saskatchewan	\$1,057.00	\$1,881.00
223	Coronet Hotel	\$1,029.00	\$1,972.25
224	Hach Sales & Service Canada Ltd	\$1,025.80	\$3,485.82
225	Troy Life & Fire Safety Ltd	\$1,023.75	\$4,605.42
226	Charles Repair & Service Co. Ltd.	\$1,021.50	\$4,995.90
227	Home Inn & Suites	\$1,021.20	\$1,375.66
228	R & R Products Inc	\$1,017.07	\$4,230.88
229	Econo Lumber	\$1,002.45	\$9,869.73
230	Prince Albert Historical Society	\$1,000.00	\$36,540.00
231	C & C Accounting Services	\$1,000.00	\$5,000.00
232	Moth Vintage	\$1,000.00	\$1,000.00
233	Prince Albert Shopper	\$995.40	\$1,776.88
234	VWR International Co	\$991.93	\$7,050.65
235	Nudawn Sparkle Cleaners & Laundry Ltd.	\$987.26	\$10,568.96
236	Your Lifes Path	\$950.13	\$950.13
237	Emsco Equipment Maintenance & Supply Co.	\$947.08	\$1,307.25
238	Source For Sports	\$945.61	\$1,443.61
239	BH PhotoVideo.com	\$941.45	\$941.45
240	Rampart International Corp	\$939.96	\$939.96

## Payables Payments

No.	Vendor Name	From 5/1/2022 to 5/31/2022	From Start of Year to 5/31/2022
241	Leon's Furniture	\$919.08	\$1,792.65
242	Shred-it International ULC	\$902.23	\$9,624.44
243	ATS Traffic Ltd	\$896.44	\$11,509.71
244	Grant Hall Hotel	\$894.32	\$1,058.34
245	CTV Television Inc.	\$886.20	\$3,235.05
246	Canadian Linen and Uniform Service	\$883.82	\$4,717.39
247	Dr Java's Coffee House	\$868.99	\$981.44
248	OTIS Canada Inc	\$868.53	\$1,697.84
249	Toshiba Business Solutions	\$854.04	\$3,418.41
250	MSC Industrial Supply ULC	\$848.47	\$8,628.42
251	Garry Vermette	\$843.75	\$843.75
252	1215404 BC Ltd.	\$840.00	\$5,780.60
253	Labour Law Online.ca	\$834.75	\$834.75
254	Gabrielle Giroux	\$832.50	\$832.50
255	Kindersley Transport Ltd.	\$815.95	\$815.95
256	Konica Minolta Business Solutions Canada Ltd.	\$792.55	\$4,290.81
257	K-Light Recycling	\$761.78	\$761.78
258	Folio Jumpline Publishing Inc.	\$761.25	\$3,929.22
259	Concept 3 Business Interiors	\$759.37	\$4,854.32
260	Fire Fighters Entertainment Fund	\$750.00	\$3,690.00
261	Paulsen & Son Excavating Ltd.	\$735.00	\$12,496.14
262	CPKN Network Inc.	\$735.00	\$1,307.25
263	Motion Industries Canada Inc.	\$726.10	\$726.10
264	Double Tree Hotel	\$715.40	\$5,846.21
265	Old Dutch Foods Ltd.	\$714.47	\$2,918.33
266	Christie Lites Sales	\$704.85	\$1,248.96
267	Accra Lock & Safe Co. Ltd.	\$682.19	\$1,800.02
268	Jordair Compressors Inc.	\$647.85	\$647.85
269	Sask Auto Fund	\$641.83	\$775.83
270	Lifesaving Society - SK Branch	\$632.31	\$3,275.86
271	Vermette Wood Preservers Ltd.	\$630.00	\$1,249.50
272	Johnston Group	\$630.00	\$630.00
273	Tenco Inc	\$621.83	\$3,022.90
274	Air Liquide	\$620.13	\$708.95
275	Jen's Book-Keeping Services	\$610.50	\$2,442.00
276	Merasty Media Services Inc.	\$603.75	\$603.75
277	Steve's Auto Electric	\$587.98	\$1,224.46
278	TNT Work & Rescue Inc	\$585.17	\$1,588.81
279	Peavey Mart	\$585.16	\$1,961.51
280	Superior Propane Ltd	\$575.78	\$11,954.92



## Payables Payments

No.	Vendor Name	From 5/1/2022 to 5/31/2022	From Start of Year to 5/31/2022
281	Wal-Mart Canada Corp.	\$569.30	\$2,086.50
282	Canadian Association of Fire Chiefs	\$565.00	\$1,195.00
283	P A Fast Print Inc.	\$560.55	\$13,612.59
284	Sigma Safety Corp.	\$549.15	\$18,657.77
285	Tiny Tot Daycare	\$544.46	\$544.46
286	B & P Water Shop Inc	\$539.40	\$2,265.40
287	Finning International Inc.	\$539.02	\$421,186.52
288	D & J Smitty's Ice Cream Vending	\$537.60	\$537.60
289	A2Z Safety & Training Ltd.	\$535.50	\$703.50
290	S & K Mechanical Ltd.	\$534.94	\$534.94
291	RCMP	\$525.00	\$3,162.55
292	Mr J's Maintenance Ltd.	\$510.60	\$3,113.56
293	CDW Canada Inc	\$507.43	\$25,979.16
294	Aspen Films	\$500.00	\$2,784.38
295	West Flat Citizens Group Inc.	\$500.00	\$2,500.00
296	J&L Jensen	\$500.00	\$500.00
297	Kelly Litzenberger	\$500.00	\$500.00
298	Suzanne Stubbs	\$495.00	\$2,735.00
299	My Place Catering	\$492.05	\$6,024.35
300	Park Range Veterinary Services	\$474.95	\$891.19
301	Jenson Publishing	\$472.50	\$472.50
302	Evolution AV Ltd.	\$471.75	\$10,193.09
303	Troy R Naytowhow	\$470.50	\$470.50
304	Information Services Corporation	\$460.37	\$3,545.66
305	Lindsay Urquhart	\$460.21	\$862.09
306	Delta Hotels	\$456.63	\$697.27
307	Neighborhood Caterers	\$436.56	\$919.07
308	Garden of Dreams	\$435.81	\$435.81
309	Clear View Glass Ltd.	\$430.87	\$1,957.83
310	Trans-Care Rescue	\$423.65	\$423.65
311	Reed Security Group	\$418.42	\$2,096.48
312	Cindy Gallegos	\$415.00	\$2,530.00
313	Gloria Bell	\$415.00	\$2,150.00
314	Guillevin International Inc.	\$403.37	\$752.85
315	Loraas Disposal North Ltd	\$403.05	\$1,628.53
316	P A Outreach Program Inc.	\$400.00	\$463.59
317	Survey Monkey	\$399.60	\$399.60
318	Karen Haubrich	\$393.75	\$393.75
319	Saskatchewan Safety Council	\$391.00	\$1,230.28
320	Stokes International	\$383.71	\$1,054.79

## Payables Payments

No.	Vendor Name	From 5/1/2022 to 5/31/2022	From Start of Year to 5/31/2022
321	TMG Industrial	\$382.00	\$382.00
322	Campbell Printing Ltd.	\$362.10	\$564.43
323	Ethan Waldner	\$360.00	\$742.50
324	Stacey Friesen	\$356.20	\$807.28
325	4IMPRINT	\$354.96	\$354.96
326	Bernice Milligan	\$338.33	\$338.33
327	Google	\$333.98	\$791.90
328	Pattison Media Ltd	\$331.54	\$3,807.51
329	Ruth Griffiths	\$330.00	\$1,410.00
330	Lannie Muggleston	\$320.00	\$2,360.00
331	Westjet	\$313.95	\$7,326.91
332	Dee-Jacks Custom Metal and Welding	\$313.74	\$5,784.98
333	Lawson Products Inc	\$303.93	\$2,483.95
334	Zirkia Grobler	\$300.00	\$1,810.00
335	Operator Certification Board	\$300.00	\$1,800.00
336	E. A. Rawlinson Centre for the Arts	\$300.00	\$300.00
337	Sturgeon Lake First Nation	\$300.00	\$300.00
338	Brandt Tractor Ltd.	\$296.64	\$31,815.75
339	Entandem Inc	\$295.94	\$1,776.27
340	Pet Planet	\$288.54	\$1,324.58
341	Facebook Inc.	\$288.18	\$1,557.04
342	Dresswell Dry Cleaners (2013) Ltd	\$281.00	\$4,431.94
343	Vicki Gauthier	\$280.00	\$1,700.00
344	Cherry Insurance	\$277.50	\$1,387.50
345	Shell Canada	\$273.02	\$1,155.51
346	Bell Media Inc	\$268.80	\$268.80
347	Flaman Fitness	\$266.36	\$532.72
348	Superstore	\$264.20	\$582.49
349	ALSCO Canada Corp - Saskatoon	\$261.90	\$1,440.45
350	Funky Fresh Bistro	\$261.29	\$676.20
351	Tim Hortons	\$259.30	\$924.64
352	Cherlock & Safe	\$255.30	\$2,127.60
353	Prince Albert Multicultural Council	\$255.00	\$255.00
354	Shaw Cable	\$253.87	\$1,707.97
355	ABC Fire & Safety Equipment	\$251.80	\$251.80
356	Central Canadian Auto Theft Association	\$250.00	\$250.00
357	Prince Albert Ukrainian Barveenok Dancers Inc.	\$250.00	\$250.00
358	Tru North RV, Auto & Marine	\$245.83	\$1,603.34
359	Project Management Institute, Inc.	\$227.65	\$227.65
360	University of Calgary	\$225.92	\$225.92

## Payables Payments

No.	Vendor Name	From 5/1/2022 to 5/31/2022	From Start of Year to 5/31/2022
361	Minute Muffler	\$225.87	\$225.87
362	Linkedin	\$222.00	\$1,109.87
363	Prince Albert Photocopier Ltd.	\$220.89	\$2,127.65
364	Wholesale Club	\$217.39	\$4,063.61
365	T-R Spring & Align Ltd.	\$216.99	\$216.99
366	Leo J. Omani	\$214.40	\$214.40
367	Secur Tek	\$211.08	\$543.70
368	Jesse Campbell	\$210.00	\$1,685.45
369	California State University	\$208.87	\$2,246.74
370	Saskatchewan Justice Corporation Branch	\$200.00	\$200.00
371	Media Made Simple	\$198.75	\$198.75
372	Telus Mobility	\$198.69	\$993.45
373	City Hall Social Club	\$196.00	\$1,225.00
374	Ronald J Obrigavitch	\$188.70	\$188.70
375	IFIDS	\$187.17	\$888.85
376	Infosat Communications Inc.	\$178.88	\$447.20
377	Trudel Auto Body Collision Centre Ltd	\$166.85	\$166.85
378	Prince Albert Chamber of Commerce	\$162.75	\$1,191.75
379	Gordon Vancoughnett	\$162.50	\$162.50
380	P A Janitorial Services 1983	\$159.84	\$882.45
381	Northern Elite Firearm	\$159.76	\$936.76
382	Fedex	\$159.04	\$159.04
383	ISA - Prairie Chapter	\$158.35	\$800.58
384	Manitoulin Transport Inc.	\$155.78	\$1,025.19
385	Starlink	\$155.40	\$1,225.44
386	Shelly Linger	\$155.00	\$690.00
387	Selena 's Donair	\$150.96	\$150.96
388	Saskatchewan Association of Chiefs of Police	\$150.00	\$855.00
389	Don Bendig	\$150.00	\$150.00
390	Tia Furstenberg	\$150.00	\$150.00
391	Lorne Oliver	\$150.00	\$150.00
392	Wanda Scissons	\$150.00	\$150.00
393	Alyssa Vandevord	\$150.00	\$150.00
394	Melfort Campus	\$135.00	\$405.00
395	Bonnie Bailey	\$135.00	\$213.10
396	Production Lighting Ltd	\$131.54	\$351.39
397	Colin O'Brian Mans Shop	\$130.98	\$130.98
398	Fisher Scientific Limited	\$129.39	\$400.47
399	High Purity Water Services	\$126.00	\$126.00
400	Bison Cafe	\$124.85	\$124.85



## Payables Payments

No.	Vendor Name	From 5/1/2022 to 5/31/2022	From Start of Year to 5/31/2022
401	Days Inn	\$124.62	\$124.62
402	TBS Collision & Auto Glass Ltd.	\$121.62	\$121.62
403	East Hill Esso	\$120.98	\$453.44
404	Saskatchewan Building Officials Association	\$120.00	\$420.00
405	Reid Boden	\$120.00	\$120.00
406	Chloe Lysitza	\$120.00	\$120.00
407	Dominic Michaud	\$120.00	\$120.00
408	Joshua Stumpf	\$120.00	\$120.00
409	P A Express Ltd.	\$117.81	\$658.46
410	Angelo Minier	\$117.81	\$117.81
411	Dulux Paints	\$114.99	\$265.56
412	Morris Petruniak	\$112.00	\$214.90
413	Sign Universe	\$106.56	\$1,194.36
414	Humanity Inc.	\$105.75	\$523.84
415	Bell Mobility Inc.	\$105.45	\$423.84
416	Shermco Industries Canada Inc.	\$105.00	\$1,094.63
417	Kerri MacLeod	\$105.00	\$975.00
418	Technology Professionals Saskatchewan	\$100.00	\$2,890.00
419	API Alarms Inc.	\$100.00	\$475.00
420	Telus Security	\$100.00	\$100.00
421	Mail Chimp .com	\$98.83	\$476.81
422	Raylene Melnyk	\$95.00	\$1,170.00
423	National Boating Safety School	\$94.40	\$94.40
424	Adobe Systems	\$86.56	\$699.07
425	Kushal P. Dave	\$83.21	\$83.21
426	Iconix Waterworks LP	\$81.03	\$154.29
427	Dollarama	\$77.64	\$218.40
428	Everguard Fire Safety	\$77.48	\$938.91
429	Jacks Small Engines	\$75.50	\$75.50
430	Securitas Elect Security	\$75.00	\$75.00
431	Kristy Hoornick	\$70.00	\$280.00
432	Success Office Systems Inc	\$69.87	\$88.93
433	Petro Canada Inc.	\$69.85	\$243.98
434	Yellow Cab	\$68.00	\$68.00
435	Zoom Canada	\$66.60	\$444.00
436	Prince Albert Golf and Curling Club	\$62.60	\$62.60
437	Inland Kenworth Partnership	\$62.28	\$147.21
438	Party City	\$61.65	\$353.13
439	Auto Details on 6th Ltd.	\$60.99	\$850.81
440	T.J.s Pizza	\$60.75	\$616.02

## Payables Payments

No.	Vendor Name	From 5/1/2022 to 5/31/2022	From Start of Year to 5/31/2022
441	Jump.ca	\$60.59	\$6,078.72
442	Michael's Store	\$60.36	\$179.61
443	Lakeland Ford Sales (2009) Ltd.	\$60.35	\$3,635.29
444	Creative Market	\$59.19	\$168.11
445	Riverview Mechanical Ltd.	\$57.75	\$282.28
446	Percy H. Davis Limited	\$56.77	\$1,290.61
447	Original Joes	\$49.96	\$49.96
448	Lucid Software Inc.	\$43.55	\$215.67
449	McDonald's Restaurants of Canada Ltd.	\$41.69	\$76.46
450	J2 Efax	\$37.47	\$187.35
451	Grace Vedress	\$36.00	\$288.00
452	Morgan Burns	\$36.00	\$216.00
453	The Star Phoenix	\$33.60	\$168.00
454	Safeway Canada Ltd.	\$33.25	\$926.67
455	Smitty's Restaurant & Lounge	\$31.87	\$99.75
456	Karstin Mitchell	\$30.00	\$180.00
457	Counterforce	\$25.00	\$25.00
458	Red Swan Pizza	\$23.14	\$458.29
459	Saskatoon Airport Authority	\$22.50	\$297.00
460	Shoppers Drug Mart a/o 102141239 Sask Ltd.	\$21.13	\$583.27
461	Wix.com	\$20.98	\$80.31
462	Buffer Inc.	\$20.06	\$98.26
463	Your Dollar Store With More	\$19.15	\$23.59
464	Mac Tools	\$18.86	\$1,906.58
465	Save on Foods	\$18.86	\$121.01
466	Dairy Queen	\$15.74	\$15.74
467	Apple	\$15.52	\$81.89
468	Elly Mitchell	\$15.00	\$150.00
469	Thorpe Bros. Ltd.	\$13.18	\$13,046.03
470	Be Funky	\$13.18	\$13.18
471	Integromat LLC	\$11.85	\$58.79
472	Spotify	\$11.09	\$55.45
473	Midtown Plaza Inc.	\$8.00	\$20.00
474	Secure Energy Services Inc.		\$950,791.93
475	JM Cuelenaere Library		\$905,945.90
476	Saskatchewan Public Safety Agency		\$593,727.24
477	Saskatchewan Workers Compensation Board		\$346,801.50
478	Community Service Centre		\$263,819.20
479	Wheatland Builders & Concrete Ltd.		\$212,960.02
480	Versaterm Public Safety Inc		\$196,511.70

## Payables Payments

No.	Vendor Name	From 5/1/2022 to 5/31/2022	From Start of Year to 5/31/2022
481	Sask Rivers School Div #119		\$173,449.72
482	SPCA		\$163,107.38
483	ULS Maintenance & Landscaping Inc.		\$144,361.59
484	Prince Albert Regional Economic Dev Alliance		\$129,168.03
485	101100203 Saskatchewan Ltd.o/a TLS Lawn		\$103,202.03
486	Ruszkowski Enterprises Ltd		\$93,196.66
487	Investors Group Financial Service		\$91,051.10
488	Cansel		\$85,161.49
489	SAKAMOTO PROMOTIONS, INC		\$82,308.71
490	Regina Police Service		\$76,274.46
491	Earth Drilling		\$71,565.78
492	NCSWM Corporation		\$71,050.00
493	Tetra Tech Canada Inc		\$62,291.34
494	Xylem Canada Company		\$56,423.03
495	City of Saskatoon		\$55,724.43
496	Prism Holdings Ltd.		\$53,013.52
497	Highline Electric P.A. Ltd		\$51,603.83
498	Mann Art Gallery		\$50,000.00
499	Ram Excavation		\$49,262.03
500	Pete's Mobile Mechanical Service		\$46,978.20
501	Mary Longman		\$45,000.00
502	Aqua-Aerobic Systems, Inc.		\$44,362.50
503	NSC Minerals Ltd.		\$37,423.58
504	Knotty Pine Bistro		\$35,398.33
505	Halliday's Trucking		\$30,499.88
506	Brent Pillipow		\$28,246.47
507	Prince Albert Golf & Curling Club		\$27,083.35
508	SRNet Inc.		\$26,775.00
509	Info Tech Research Group		\$26,180.00
510	Sheree MacDonald		\$23,292.69
511	Millbrook Tactical Inc		\$23,073.75
512	DCG Philanthropic Services Inc		\$22,711.50
513	Crescent Heights Community Club		\$22,255.40
514	Prince Albert Mobile Crisis Unit		\$21,800.00
515	R & W Custom Collision		\$21,139.95
516	Hazeldell Community Club		\$21,031.00
517	K & D Equipment Services		\$20,451.40
518	101290873 Saskatchewan Ltd.		\$20,410.05
519	Music Theatre International		\$20,218.26
520	AON Parizeau Inc.		\$20,207.84



## Payables Payments

No.	Vendor Name	From 5/1/2022 to 5/31/2022	From Start of Year to 5/31/2022
521	Midtown Community Club		\$19,950.00
522	University of Regina		\$18,998.20
523	East Hill Community Club		\$18,641.20
524	Receiver General of Canada		\$17,917.25
525	Rocky Mountain Phoenix		\$17,782.24
526	Boulevard Real Estate Equities Ltd		\$14,986.33
527	Zoho Canada Corporation		\$14,736.93
528	Benjamin Schneider		\$14,341.24
529	Promotional Marketing		\$14,269.24
530	Concord Theatricals		\$14,072.40
531	Precision Electro Mechanical		\$13,915.54
532	Nemco Resources Ltd.		\$13,856.08
533	DD West LLP		\$13,766.78
534	United Chemical Limited		\$13,527.03
535	Grayshift LLC		\$13,412.93
536	Badger Meter		\$13,206.14
537	PA Arts Board		\$12,500.00
538	Brent E Kennedy		\$12,336.72
539	Ticket Tracer Corporation		\$12,243.00
540	Winterhalt Mechanical Ltd.		\$12,072.80
541	Imprivata		\$12,019.95
542	Cellebrite Inc.		\$11,689.34
543	TD Canada Trust		\$11,589.94
544	Brandon Mayer		\$11,473.00
545	D.F.G. Management Ltd.		\$11,401.42
546	Borysiuk Contracting Inc.		\$11,345.25
547	Ministry of Corrections and Policing		\$11,275.56
548	FireHouse Training		\$11,250.00
549	Saskatoon Boiler Mfg. Co. Ltd.		\$11,064.50
550	Shoppers Drug Mart - JASH RX Enterprises Ltd.		\$10,905.78
551	Living Skies Centre for Social Inquiry		\$10,500.00
552	Superion LLC, a CentralSquare Company		\$9,514.91
553	Univar Canada		\$9,353.05
554	Indoc Crane Services Ltd		\$8,688.19
555	Meridian Surveys Ltd.		\$8,557.50
556	Pictometry Intelligence Images		\$8,509.93
557	Coast Storage & Containers Ltd		\$8,491.50
558	Raymax Equipment Sales Ltd.		\$8,457.86
559	Questica Software Inc.		\$8,400.00
560	Kova Engineering Saskatchewan Ltd		\$7,901.25

## Payables Payments

No.	Vendor Name	From 5/1/2022 to 5/31/2022	From Start of Year to 5/31/2022
561	Anderson Pump House Ltd.		\$7,840.53
562	Lexcom Systems Group Inc.		\$7,527.20
563	Tash's Flooring Outlet/Window Coverings		\$7,442.14
564	Anixter Canada Inc.		\$7,394.25
565	Prince Albert Skating Club		\$7,200.00
566	East End Community Club		\$6,929.23
567	eSolutions Group Limited		\$6,615.00
568	Arts Management Systems		\$6,609.75
569	Aaction Transmission Ltd.		\$6,437.59
570	The Feldman Agency Inc.		\$6,250.00
571	Overhead Door of Prince Albert Ltd.		\$6,230.11
572	CP Distributors Ltd.		\$6,221.55
573	Canadian Ramp Company		\$6,182.05
574	Favored Nations Touring Inc		\$6,050.00
575	Mikkelsen-Coward & Co Ltd.		\$6,010.29
576	La Co-operative L'Ecole Des Petits		\$6,000.00
577	Paul Clemens		\$5,994.00
578	Prince Albert Winter Festival		\$5,978.48
579	Mera Development Corp.		\$5,952.38
580	Compass Municipal Services Inc.		\$5,860.80
581	Innovation, Science and Economic Development Canada		\$5,858.94
582	Allen Ponak Consulting Ltd.		\$5,725.38
583	BCL Engineering Ltd.		\$5,620.39
584	Classic Albums Live Corporation		\$5,400.00
585	Snap on Tools		\$5,394.60
586	Chartered Professional Accountants of Saskatchewan		\$5,381.25
587	GCL Diesel Injection Service		\$5,350.80
588	IBM Canada Ltd.		\$5,331.33
589	Dove Holdings Inc		\$5,250.00
590	Econolite Canada Inc.		\$5,182.34
591	gtechna Mobile Enforcement Solutions		\$5,063.11
592	Consolidated Supply Ltd.		\$5,006.99
593	Shercom Industries Inc		\$4,992.51
594	KingFisher Boats Inc		\$4,984.99
595	Costco.ca		\$4,915.74
596	Big A Contracting		\$4,884.00
597	Vipond Inc.		\$4,873.65
598	CTOMS		\$4,817.96
599	Ennis Sisters		\$4,725.00
600	Elderhorst Bells Inc.		\$4,580.10

## Payables Payments

No.	Vendor Name	From 5/1/2022 to 5/31/2022	From Start of Year to 5/31/2022
601	Prakash Consulting Ltd.		\$4,509.75
602	Prince Albert Female Hockey Tournament		\$4,500.00
603	Mequipco Ltd.		\$4,363.41
604	Beth Gobeil		\$4,334.15
605	Snake Lake Construction Ltd		\$4,273.50
606	Saskatoon Cylinder Exchange Ltd		\$4,256.85
607	Comairco Equipment Ltd.		\$4,199.25
608	Veolia Water Solutions Canada		\$4,153.93
609	Share		\$4,129.60
610	Clear Water Controls Inc		\$4,126.94
611	Charles Sturt University		\$4,099.12
612	Flying Colours International		\$4,074.21
613	Aqua Data Atlantic		\$4,034.85
614	Dan Plaquin		\$3,972.05
615	Agence Station Bleue		\$3,900.00
616	International Association of Airport Executive Canada		\$3,883.94
617	Saskatchewan Women In Policing		\$3,845.00
618	Integra Construction Ltd		\$3,827.28
619	Carlton Park Community Club		\$3,790.00
620	Crescent Acres Community Club		\$3,768.40
621	TG Graphics SM Inc.		\$3,680.33
622	Blue Moose Media Inc		\$3,637.50
623	Williams Scotsman Canada		\$3,578.64
624	Nordale Community Club		\$3,568.86
625	BMR Mfg Inc		\$3,528.00
626	Margaret Morgan		\$3,522.60
627	Levitt Safety Limited		\$3,508.14
628	Paquin Entertainment		\$3,500.00
629	WD Industrial Group		\$3,442.95
630	Metalman Art & Design		\$3,439.89
631	Buffalo Inspection Services		\$3,311.18
632	Prince Albert Sharks Swim Club		\$3,300.00
633	Gallus Golf LLC		\$3,279.56
634	Lynda Monahan		\$3,096.50
635	Superior Truck Equipment Inc./North America		\$3,078.19
636	Tee-on Golf Systems Inc.		\$3,051.73
637	Fresh Air Experience		\$3,046.84
638	Eventbrite		\$3,010.77
639	Hard Drives Direct		\$2,974.89
640	Guardian Equipment Limited		\$2,887.11



## Payables Payments

No.	Vendor Name	From 5/1/2022 to 5/31/2022	From Start of Year to 5/31/2022
641	Canadian Association of Chiefs of Police		\$2,872.16
642	Absolute Fire Protection		\$2,860.67
643	Rawlco Radio Ltd.		\$2,820.00
644	P.A. Radiator Shop		\$2,790.94
645	Marlon Labar		\$2,787.46
646	AED Advantage		\$2,732.29
647	Wood Environment & Infrastructure Solutions		\$2,728.86
648	Stormwind Studios		\$2,687.93
649	ESI Elevator Solutions Inc		\$2,662.11
650	Heather GM Mercredi		\$2,627.50
651	Texcan Cable Ltd		\$2,583.28
652	Reflections Auto & Window Glass		\$2,536.13
653	Ashly Cabinets & Windows		\$2,525.25
654	Select Classic Carriers		\$2,520.00
655	Canadian Institute of Planners		\$2,510.07
656	Firebird North Sistema Music Project		\$2,500.00
657	Prince Albert Men's Golf Club		\$2,400.00
658	Total Truck Training		\$2,400.00
659	Pro-Tech Alarm System Services		\$2,395.05
660	Landel Controls Ltd.		\$2,368.86
661	Adcom Solutions		\$2,347.65
662	Marriott Hotels & Resorts		\$2,326.45
663	Comprehensive Chemical & Water Treatment Inc.		\$2,317.08
664	Matkowski Law Office		\$2,311.05
665	Homewood Health Inc.		\$2,310.00
666	Misc Mastercard Vendors		\$2,295.94
667	Mark's Work Wearhouse		\$2,279.85
668	CTC Supplies		\$2,217.57
669	ESTI Consulting Services		\$2,214.45
670	Fort Garry Industries Ltd.		\$2,214.02
671	Shellbrook Home Hardware		\$2,162.01
672	The Lawnmower Hospital		\$2,140.87
673	Westcrest Embroidery Corp		\$2,140.64
674	University of Saskatchewan		\$2,094.75
675	Custom Covers		\$2,052.88
676	Winn 911 Software		\$2,036.62
677	SOS Children's Safety Magazine		\$2,016.00
678	NLC/PAGC Golf Tournament		\$2,000.00
679	Cole-Parmer Instrument Co.		\$1,959.93
680	National Fire Codes		\$1,947.37

## Payables Payments

No.	Vendor Name	From 5/1/2022 to 5/31/2022	From Start of Year to 5/31/2022
681	Tree Pottery Supply Ltd		\$1,889.76
682	Canada Post Corporation		\$1,873.64
683	Anton Stefanowich		\$1,862.58
684	Genelle Amber Studios		\$1,765.79
685	J.A. Larue Inc.		\$1,708.40
686	Zogics		\$1,688.38
687	Saskatchewan Assessment Appraisers Association		\$1,680.00
688	Carfinco Inc.		\$1,663.50
689	Canadian Trainers Collective		\$1,653.75
690	Weber Supply Distributors		\$1,646.57
691	Magikist Ltd		\$1,642.55
692	Cabela's		\$1,598.33
693	Rideau Recognition Solutions Inc.		\$1,585.50
694	The Welding Shop		\$1,570.15
695	R.S. Management Services Inc.		\$1,562.88
696	Wounded Warriors Magazine		\$1,548.75
697	Select Entertainment		\$1,535.63
698	Dr. Lindsay Robertson		\$1,530.00
699	SOS Electrical Ltd.		\$1,520.56
700	Mann-Northway AutoSource		\$1,509.84
701	Brock White Canada		\$1,438.56
702	K-9 Dynamics		\$1,437.89
703	Lacey J Monias		\$1,400.50
704	PyroCom Fire and Safety Equipment		\$1,384.95
705	Marsollier Petroleum		\$1,382.75
706	Fox Signs		\$1,367.80
707	Ben's Auto Glass		\$1,353.53
708	The Floor Store of Prince Albert Ltd.		\$1,348.75
709	SGI Canada		\$1,292.04
710	Speedy Auto Glass		\$1,289.89
711	Othram Inc		\$1,287.68
712	Truck Outfitters Prince Albert Inc.		\$1,278.90
713	Needham Promotions Inc		\$1,276.50
714	A.V.O. Systems Ltd.		\$1,265.30
715	Big Drum Media		\$1,239.43
716	Cludo Inc		\$1,220.00
717	BIOMED Recovery & Disposal		\$1,218.04
718	Intuiface		\$1,217.45
719	The Municipal Information Network		\$1,212.75
720	Triple R Contracting Ltd		\$1,128.75

## Payables Payments

No.	Vendor Name	From 5/1/2022 to 5/31/2022	From Start of Year to 5/31/2022
721	Total Service & Contracting Ltd.		\$1,108.04
722	John Crane Canada Inc		\$1,097.80
723	Markland Specialty Engineering Ltd		\$1,092.00
724	Enterprise Rent a car		\$1,089.01
725	Bureau Veritas Canada (2019) Inc.		\$1,071.00
726	Invarion Inc.		\$1,063.42
727	Spectrum Sound Systems		\$1,050.00
728	Lakeview Aquatic Consultants Ltd		\$1,039.50
729	Saskatchewan Liquor & Gaming Authority		\$1,038.36
730	Caseware International Inc.		\$1,023.75
731	Parkland Emergency Medical Services		\$1,008.00
732	Athens Technical Specialists Inc.		\$1,005.34
733	Ecole St. Mary High School		\$1,000.00
734	Relan Meeks		\$1,000.00
735	Saskatchewan Country Music Awards		\$1,000.00
736	The Backyard		\$1,000.00
737	Tisdale Motor Rewinding (1984) Ltd.		\$995.67
738	911 Supply and Adventure		\$984.84
739	Event Pro Software		\$964.98
740	Cypress Sales Partnership		\$960.37
741	Western Recreation & Development Inc		\$950.02
742	AVSHop.ca		\$944.52
743	Joe Johnson Equipment Inc		\$935.71
744	Gordon Hood		\$932.05
745	CSIpix / iSYS - Intelligent System Solutions Corp		\$926.17
746	626963 Saskatchewan Ltd.		\$910.00
747	Transportation Association of Canada		\$896.70
748	City of Calgary		\$890.00
749	Latent Forensic Services Inc.		\$889.60
750	ThreatTrack Security Inc dba VIPRE Security		\$863.67
751	Yeti Canada Ltd		\$848.95
752	Petticoat Creek Press Inc.		\$840.00
753	West Hill Medical Clinic		\$835.00
754	Murrays Appliance Service		\$833.61
755	Les Entreprises Denis Ringuette Inc.		\$824.25
756	Constant Contact		\$818.97
757	Camrose Police Association		\$800.00
758	High Risk Course		\$800.00
759	Crown Vacuum Sales & Service		\$794.51
760	Town of Rosthern		\$791.66



## Payables Payments

No.	Vendor Name	From 5/1/2022 to 5/31/2022	From Start of Year to 5/31/2022
761	Town of Duck Lake		\$791.66
762	Town of Shellbrook		\$791.66
763	Portapay.com		\$788.09
764	Carrie Ikert		\$787.50
765	Denham Awning Makers		\$759.24
766	Ryan ULC		\$750.00
767	Rebecca Strong		\$750.00
768	Bruce Gibson		\$749.25
769	JonLao Photography & Graphic Design		\$735.00
770	MVP Media Network, Inc.		\$722.69
771	Minister of Finance		\$721.50
772	Carpet World		\$710.40
773	Global Sign Inc.		\$703.23
774	Shelly Bird		\$690.00
775	ATAP Infrastructure Management Ltd		\$672.00
776	Rogers Wireless Inc.		\$666.29
777	I.C.E. Marketing & Consulting		\$658.60
778	Chad C Norris		\$643.00
779	Canadian Municipal Network on Crime Prevention		\$600.00
780	Regional Community Airports of Canada		\$600.00
781	Prairie West Cross Connection Control Training		\$595.00
782	Secure Choice Moving & Storage		\$591.00
783	Direct Dial. com		\$584.97
784	Sport Chek		\$579.37
785	Astro Towing P.A. Ltd.		\$568.53
786	SAP Canada Inc.		\$549.45
787	101185387 Saskatchewan Ltd		\$543.50
788	Jeremy Lukan		\$542.72
789	JYSK		\$527.15
790	North Sask Victim Services Inc.		\$525.00
791	Trimble Inc		\$522.82
792	Future Print		\$521.70
793	Adnet Agency		\$519.75
794	National Golf Course Owners Association Canada		\$519.75
795	Culligan Water Conditioning		\$517.83
796	Bold Dance Productions		\$514.74
797	Carrie McCoshen		\$506.17
798	WJF Instrumentation (1990) Ltd.		\$504.00
799	Economic Developers Association of Canada		\$503.29
800	Alberta Airports Management Association		\$500.00

## Payables Payments

No.	Vendor Name	From 5/1/2022 to 5/31/2022	From Start of Year to 5/31/2022
801	Cole Assman		\$500.00
802	City of Red Deer		\$500.00
803	Leonard Ermine		\$500.00
804	Randy Mihilewicz		\$500.00
805	Pamela Nelson		\$500.00
806	Prince Albert Model Forest Association Inc		\$500.00
807	Elizabeth M. Settee		\$500.00
808	Direct Collect Inc.		\$492.27
809	Fabricland		\$487.20
810	EcOzone Water Solutions		\$487.08
811	Crestline Coach Ltd.		\$468.10
812	The Roof Top Bar & Grill		\$467.58
813	Comfort Inn		\$466.64
814	Covert Track Group, Inc		\$466.48
815	SIGMA Assessment Systems, Ltd		\$464.89
816	EaseUS		\$464.64
817	Wainbee Ltd		\$459.78
818	Steel Craft Door		\$454.70
819	Air Unlimited Inc		\$454.55
820	Mid Continental Pump Supply		\$451.93
821	Allyson James-Loth		\$450.00
822	MLT Aikins LLP		\$448.88
823	Cenera		\$446.25
824	Industrial Fluid Consultants		\$432.90
825	Food & Fuel c/o 101212525 Sk Ltd.		\$422.00
826	SPI Health and Safety Inc.		\$420.69
827	Prince Albert Raiders Hockey Club Inc.		\$420.00
828	Tenaquip Ltd.		\$419.90
829	Zachary Kerr		\$400.00
830	Off The Cuff Improv & Interactive		\$400.00
831	Josh Rohs		\$400.00
832	Brock Skomorowski		\$400.00
833	Stephen Williams		\$400.00
834	NASTT		\$399.53
835	Rod's Decorating Centre Ltd.		\$398.05
836	Hampton Inn		\$394.68
837	TeamViewer GmbH		\$386.28
838	Turf & Soil Diagnostics		\$385.28
839	Lynette Natomagan		\$382.95
840	Carlton Honda		\$379.14

## Payables Payments

No.	Vendor Name	From 5/1/2022 to 5/31/2022	From Start of Year to 5/31/2022
841	Sask Assoc of Fire Chiefs		\$378.00
842	ITS Occupational Health Services		\$375.90
843	Prince Albert Exhibition		\$370.13
844	Canadian Golf Superintendents Association		\$367.25
845	Don's Photo Shop		\$366.29
846	Gayle Breiter		\$364.64
847	Great Northern Equipment		\$364.54
848	Canadian Public Procurement Council		\$360.75
849	UBU Photos		\$360.00
850	Dale Carnegie and Associates		\$358.31
851	Andy Coulic		\$350.00
852	Lillian Donahue		\$350.00
853	VMware		\$349.00
854	Clunie Consulting Engineers Ltd.		\$346.50
855	Wilna Furstenberg		\$346.12
856	Charlene Bernard		\$343.57
857	FS.Com Inc		\$336.20
858	Practica Ltd		\$336.09
859	MX Toolbox		\$333.54
860	Canadian Standards Association		\$330.75
861	NordVPN		\$330.24
862	Judy McNaughton		\$328.00
863	Name Tag Wizard		\$323.28
864	Prince Albert Diesel Injection (2004) Ltd.		\$319.45
865	Entrust Ltd		\$317.59
866	SSL.com		\$311.44
867	Creative City Network of Canada		\$310.00
868	Vitacore Industries		\$307.52
869	Bocian Jewellers		\$305.25
870	Saskatchewan Parks & Recreation Association		\$305.00
871	Select Blinds Canada		\$300.94
872	Jordan Balicki		\$300.00
873	LJ Tyson		\$300.00
874	RPM Industrial Inc.		\$295.26
875	Wendy Lloyd		\$292.94
876	Ken Kuzniar		\$289.80
877	Carissa Listrom		\$288.75
878	Home Depot		\$288.53
879	Commercial Aquatic Supplies		\$281.51
880	ClaimsPro Inc.		\$280.00



## Payables Payments

No.	Vendor Name	From 5/1/2022 to 5/31/2022	From Start of Year to 5/31/2022
881	Government Finance Officers Association		\$275.22
882	Commercial Truck Equipment Corp		\$270.68
883	Bobby's Place		\$265.07
884	Trane Canada ULC		\$259.73
885	International Municipal Signal Assoc.		\$258.52
886	Jordon Gabriel-Cannon		\$252.00
887	Jim Kocsis		\$252.00
888	Silver Screen Canada		\$252.00
889	Motis Fire Rescue		\$251.58
890	Coldest Night of the Year		\$250.00
891	Adin Dereniwski		\$250.00
892	Mansoor Iqbal		\$250.00
893	Kinsmen Telemiracle Foundation		\$250.00
894	Make a Wish Canada		\$250.00
895	Jackie Packet		\$250.00
896	Prince Albert Music Festival Association		\$250.00
897	Safety Sign		\$229.56
898	BulkSMS.com		\$221.79
899	Flipsnack		\$220.01
900	Dive Rescue International, Inc.		\$219.19
901	Brycen Brule		\$216.00
902	Aiden Edwards		\$216.00
903	Harold's IGA		\$210.23
904	Municipal Information Systems Assoc. Prairies Chapter		\$210.00
905	Fitness Solutions		\$209.26
906	Microsoftstore. Com		\$208.68
907	QuillBot		\$208.48
908	Global Industrial Canada		\$208.45
909	R.M. of Rosthern		\$204.75
910	Venice House		\$203.08
911	Industrial Scale Ltd		\$200.96
912	Lorne Hradecki		\$200.00
913	Lauren Lohneis		\$200.00
914	Mont St. Joseph Foundation		\$200.00
915	Saskatchewan Forestry Association		\$200.00
916	Wahpeton Dakota Nation		\$200.00
917	Wurth Canada Ltd.		\$193.94
918	SMTP2GO. Com		\$189.56
919	Farmtronics Ltd.		\$189.53
920	Click For Savings LLC		\$187.14

## Payables Payments

No.	Vendor Name	From 5/1/2022 to 5/31/2022	From Start of Year to 5/31/2022
921	PetSmart		\$184.21
922	Richard Curtis		\$183.15
923	Kim Maier		\$183.15
924	Saskatchewan Aviation Council		\$180.00
925	Warren's Parcel Express Inc.		\$178.64
926	Marcy Friesen		\$175.42
927	Hillside Physical Health & Fitness		\$175.00
928	One Stop Auto Care and Carpet Cleaning		\$175.00
929	Magkist		\$168.45
930	Metis Central Region 2 Council Inc		\$166.00
931	Dropbox Inc.		\$165.23
932	RCMP "K" Division F.S.S.B.		\$163.29
933	Rally Motors Ltd.		\$162.18
934	Ian Dickson		\$160.00
935	Kirk Pilon		\$160.00
936	B & E Electronics		\$159.69
937	Fas Gas Oil Ltd.		\$155.58
938	Fast Stamps		\$155.40
939	Ralph Boychuk		\$150.00
940	Dan Christakos		\$150.00
941	Family Futures Inc.		\$150.00
942	Saskatchewan Association of City Clerks		\$150.00
943	Kayanna Rae Wirtz		\$150.00
944	Rigat Melake Mebrahtu		\$149.85
945	Moore's		\$146.98
946	Mark Acorn		\$144.00
947	Graffiti Boulevard		\$143.09
948	Bendig & Klassen Law Firm		\$135.56
949	Varial Technologies Inc.		\$135.40
950	UPS Canada LTD.		\$133.41
951	Canada Safety Council		\$130.59
952	Fastspring		\$130.19
953	Justin E Bell		\$129.15
954	Wondershare Technology		\$123.80
955	Joel Mihilewicz		\$120.00
956	Vadootv Subscription		\$113.55
957	GMEI Utility		\$109.18
958	Weir Canada Inc.		\$104.33
959	Part Select		\$100.68
960	Great Canadian Oil Change		\$100.54

**Payables Payments**

No.	Vendor Name	From 5/1/2022 to 5/31/2022	From Start of Year to 5/31/2022
961	Central Security B.P.G		\$100.00
962	Internet Infinity- Voice Me Up		\$100.00
963	Parkland Ambulance Care Ltd.		\$100.00
964	Quizno's Sub		\$100.00
965	Saskatchewan Turfgrass Association		\$100.00
966	Boston Pizza		\$97.06
967	Salvation Army		\$97.00
968	Image Computer Services		\$94.35
969	School Specialty Canada		\$91.72
970	Lowe's		\$88.79
971	Wolseley Mechanical Group-Midwest Region		\$85.85
972	Prince Albert Cornerstone Medical Clinic		\$85.00
973	Officekeys.ca		\$84.99
974	Belinda Bratvold		\$84.00
975	Arnie's Guns & Archery		\$83.95
976	Esso		\$80.34
977	Cheryl Ring		\$80.00
978	South Hill Medical Practice		\$80.00
979	Montana's		\$78.04
980	Paddle.com Market Ltd		\$76.98
981	Schmalz Enterprises		\$76.00
982	Sootsoap Supply Co.		\$75.60
983	Cherise Arnesen		\$75.00
984	Canadian Police Chaplain Association		\$75.00
985	Ann- Marie Chokani		\$75.00
986	Sask Emergency Planners Association		\$75.00
987	Strategic Alarms		\$75.00
988	Pacific Northwest Division IAI		\$72.57
989	Canva Pty Ltd		\$70.50
990	Sask. Association of Rural Municipalities		\$70.00
991	St. Johns Ambulance		\$68.82
992	PizzaTime		\$68.78
993	Cervus Equipment		\$65.80
994	Bell Canada		\$65.64
995	PAYPAL		\$65.00
996	Saskatchewan Water & Wastewater Association		\$60.50
997	Canadian Police Canine Association		\$60.00
998	Fuddruckers		\$58.87
999	EZ Selection.ca		\$58.66
1000	Nav Canada		\$58.28



**Payables Payments**

No.	Vendor Name	From 5/1/2022 to 5/31/2022	From Start of Year to 5/31/2022
1001	Walker's Auto & Body Supplies Ltd.		\$56.12
1002	Robert Atkinson		\$53.87
1003	Ninety Three Tools		\$53.07
1004	Tony's Appliance Repair		\$53.00
1005	Minister of Finance		\$52.50
1006	WCLP-SCS Prince Albert		\$51.14
1007	Association of Canadian Critical Incident Commanders		\$50.00
1008	Grey Cab		\$50.00
1009	FlipBuilder		\$49.48
1010	Sweet Stells Cakes & More		\$45.00
1011	Starbucks		\$42.90
1012	Blueline Taxi		\$42.17
1013	RJ's Urban Garden Cafe		\$41.63
1014	Nicole Ferchuk		\$40.00
1015	Sherry LaFaver		\$40.00
1016	Paul Lecorre		\$40.00
1017	Veronica Lecorre		\$40.00
1018	John Uvery		\$40.00
1019	The Source		\$36.62
1020	Sherry Ouellette		\$35.00
1021	Professional Audio Visual Ltd.		\$35.00
1022	ABS Pressure & Equipment Safety		\$32.50
1023	Precision Design & Manufacturing		\$32.45
1024	Dollar Tree		\$26.37
1025	Subway		\$26.28
1026	High River Home Hardware		\$25.36
1027	Carlton Trail Hearing Clinic		\$25.00
1028	City of Prince Albert		\$25.00
1029	Husky Oil		\$24.72
1030	EasyPPSA		\$22.66
1031	Burger King		\$19.91
1032	Roofmart Prairies Ltd.		\$18.44
1033	Ukreations		\$18.32
1034	A & W Restaurants		\$17.27
1035	Kung Pao Wok		\$14.30
1036	Music Notes .com		\$7.56
1037	Impark		\$6.00
1038	Gerald N Hansen		\$5.09
1039	Precise ParkLink		\$5.00
1040	Value Village		\$4.19
	<b>Total:</b>	<b>\$5,948,812.65</b>	<b>\$30,386,570.11</b>



**RPT 22-310**

**TITLE:** 2022 Q2 Financial Reporting - Miscellaneous Funds

**DATE:** August 3, 2022

**TO:** Executive Committee

**PUBLIC:** X

**INCAMERA:**

---

**RECOMMENDATION:**

That the report be received as information and filed.

**TOPIC & PURPOSE:**

To report Miscellaneous Funds (Airport, Sanitation, Water Utility, and Land) actual results compared to budget for April 1 – June 30, 2022 (Q2).

**PROPOSED APPROACH AND RATIONALE:**

Administration committed to provide Council quarterly reporting for all funds (RPT# 19-42). When reviewing the information within this report, please be aware of the following:

1. Variances less than \$20,000 are deemed immaterial and not reported.
2. Amortization is calculated at year-end.
3. The amounts shown in brackets are “favorable” variances.
4. These statements are not audited and subject to change.

**PUBLIC NOTICE:**

Public Notice pursuant to Public Notice Bylaw No. 24 of 2015 is not required.

**ATTACHMENTS:**

1. Miscellaneous Funds Quarterly Financial Statements-June-2022

Written by: Disha Joshi, Finance Manager

Approved by: Director of Financial Services & City Manager

**MISCELLANEOUS FUNDS**  
**Quarterly Financial Statements by Fund**  
**(June 30, 2022)**

**AIRPORT FUND – \$8,934 Unfavorable**

	YTD Actual	YTD Budget	YTD (Fav) Unfav Variance	Annual Budget
<b>REVENUES</b>				
User Charges and Fees	(\$413,735)	(\$425,420)	\$11,685	(\$886,460)
Interest and Penalties	(696)	(720)	24	(1,500)
Sundry	(1,751)	(3,840)	2,089	(7,650)
<b>Total Revenues</b>	<b>(416,182)</b>	<b>(429,980)</b>	<b>13,798</b>	<b>(895,610)</b>
<b>EXPENSES</b>				
Salaries Wages and Benefits	299,958	290,310	9,648	600,780
Contracted and General Services	35,906	43,250	(7,344)	99,300
Financial Charges	373	360	13	750
Utilities	49,661	59,460	(9,799)	118,930
Fleet Expenses	104,651	79,590	25,061	124,900
Maintenance Materials and Supplies	86,336	96,310	(9,974)	157,250
Insurance	11,516	10,500	1,016	21,020
Bad Debt Expense	0	1,380	(1,380)	2,700
<b>Total Expenses</b>	<b>588,401</b>	<b>581,160</b>	<b>7,241</b>	<b>1,125,630</b>
<b>Operating (Surplus) Deficit</b>	<b>172,219</b>	<b>151,180</b>	<b>21,039</b>	<b>230,020</b>
<b>CAPITAL AND INTERFUND TRANSACTIONS</b>				
Capital Revenues	(15,045)	0	(15,045)	0
Amortization	0	0	0	600,000
Interfund Transfers	(154,200)	(157,140)	2,940	(314,270)
<b>Capital and Interfund Transactions</b>	<b>(169,245)</b>	<b>(157,140)</b>	<b>(12,105)</b>	<b>285,730</b>
<b>TOTAL (SURPLUS) DEFICIT</b>	<b>2,974</b>	<b>(5,960)</b>	<b>8,934</b>	<b>515,750</b>

**Revenues - \$13,798 Unfavorable**

**Expenses – \$7,241 Unfavorable**

- Fleet Expenses – \$25,061 unfavourable, as heavier use of fleet in clearing snow this season.

**Capital and Interfund Transactions – (\$12,105) Favorable**



**MISCELLANEOUS FUNDS**  
**Quarterly Financial Statements by Fund**  
**(June 30, 2022)**

**SANITATION FUND – (\$14,833) Favorable**

	YTD Actual	YTD Budget	YTD (Fav) Unfav Variance	Annual Budget
<b>REVENUES</b>				
User Charges and Fees	(\$2,290,170)	(\$2,275,360)	(\$14,810)	(\$4,967,590)
Operating Grants and Donations	(146,047)	(144,260)	(1,787)	(412,170)
Interest and Penalties	(4,358)	0	(4,358)	0
Sundry	(156)	(480)	324	(1,000)
<b>Total Revenues</b>	<b>(2,440,732)</b>	<b>(2,420,100)</b>	<b>(20,632)</b>	<b>(5,380,760)</b>
<b>EXPENSES</b>				
Salaries Wages and Benefits	726,839	701,820	25,019	1,578,090
Contracted and General Services	48,154	40,920	7,234	402,200
Financial Charges	566	3,120	(2,554)	6,250
Grants and Donations	71,050	71,060	(10)	142,100
Utilities	14,445	13,910	535	31,800
Interest on Long Term Debt	0	0	0	137,720
Fleet Expenses	1,050,204	1,035,080	15,124	1,790,000
Maintenance Materials and Supplies	60,589	93,440	(32,851)	449,280
Insurance	3,403	2,820	583	5,580
Bad Debt Expense	6	0	6	7,000
<b>Total Expenses</b>	<b>1,975,255</b>	<b>1,962,170</b>	<b>13,085</b>	<b>4,550,020</b>
<b>Operating (Surplus) Deficit</b>	<b>(465,477)</b>	<b>(457,930)</b>	<b>(7,547)</b>	<b>(830,740)</b>
<b>CAPITAL AND INTERFUND TRANSACTIONS</b>				
Amortization	0	0	0	860,000
Interfund Transfers	147,274	154,560	(7,286)	309,110
<b>Capital and Interfund Transactions</b>	<b>147,274</b>	<b>154,560</b>	<b>(7,286)</b>	<b>1,169,110</b>
<b>TOTAL (SURPLUS) DEFICIT</b>	<b>(318,203)</b>	<b>(303,370)</b>	<b>(14,833)</b>	<b>338,370</b>

**Revenues – (\$20,632) Favorable**

**Expenses - \$13,085 Unfavorable**

- Salaries, Wages and Benefits - \$25,019 unfavorable, due to retro payout in June 2022 for year 2020, 2021 and 2022 to date. The budget for retro payments is included under General Government Miscellaneous Salaries and that budget will be offsetting Department unfavorable amounts for Year 2022.
- Maintenance Materials and Supplies – (\$32,851) favorable as the expected garbage and landfill operating supplies were not required.

**Capital and Interfund Transactions – (\$7,286) Favorable**

**MISCELLANEOUS FUNDS**  
**Quarterly Financial Statements by Fund**  
**(June 30, 2022)**

**WATER UTILITY FUND – \$2,862,834 Unfavorable**

	YTD Actual	YTD Budget	YTD (Fav) Unfav Variance	Annual Budget
<b>REVENUES</b>				
User Charges and Fees	(\$7,940,032)	(\$7,954,960)	\$14,928	(\$19,322,490)
Interest and Penalties	(68,751)	(68,170)	(581)	(200,300)
Sundry	(149,655)	(104,550)	(45,105)	(105,000)
<b>Total Revenues</b>	<b>(8,158,439)</b>	<b>(8,127,680)</b>	<b>(30,759)</b>	<b>(19,627,790)</b>
<b>EXPENSES</b>				
Salaries Wages and Benefits	3,021,222	2,762,280	258,942	5,995,010
Contracted and General Services	311,787	326,800	(15,013)	940,500
Utilities	458,627	469,710	(11,083)	1,234,910
Interest on Long Term Debt	251,286	253,260	(1,974)	1,037,000
Fleet Expenses	405,685	415,180	(9,495)	844,640
Maintenance Materials and Supplies	1,356,147	1,453,230	(97,083)	3,003,190
Insurance	27,671	21,480	6,191	42,970
Bad Debt Expense	1,446	0	1,446	75,000
<b>Total Expenses</b>	<b>5,833,870</b>	<b>5,701,940</b>	<b>131,930</b>	<b>13,173,220</b>
<b>Operating (Surplus) Deficit</b>	<b>(2,324,569)</b>	<b>(2,425,740)</b>	<b>101,171</b>	<b>(6,454,570)</b>
<b>CAPITAL AND INTERFUND TRANSACTIONS</b>				
Capital Revenues	(2,405)	0	(2,405)	(371,270)
Amortization	0	0	0	5,500,000
Interfund Transfers	3,213,528	449,460	2,764,068	898,760
<b>Capital and Interfund Transactions</b>	<b>3,211,123</b>	<b>449,460</b>	<b>2,761,663</b>	<b>6,027,490</b>
<b>TOTAL (SURPLUS) DEFICIT</b>	<b>886,554</b>	<b>(1,976,280)</b>	<b>2,862,834</b>	<b>(427,080)</b>

**Revenues – (\$30,759) Favorable**

- Sundry – (\$45,105) favorable, due to revenue from unbudgeted custom work-order.

**Expenses - \$131,930 Unfavorable**

- Salaries, Wages and Benefits - \$258,942 unfavorable, due to retro payout in June 2022 for year 2020, 2021 and 2022 to date. The General Government Miscellaneous Salaries Account includes the budget for Retro Payments to Local 882, Local 160 and Out of Scope Staffing. The Salaries, Wages and Benefits for all Departments will include unfavorable overages compared to budget, as a result of the payments of retro to staff in the various Departments. The budgeted amount in General Government Miscellaneous Salaries will be offsetting Department unfavorable amounts for Year 2022.

**MISCELLANEOUS FUNDS**  
**Quarterly Financial Statements by Fund**  
**(June 30, 2022)**

---

- Maintenance Materials and Supplies – (\$97,083) favorable.
  - Mechanical parts and services (\$83,250) favorable due to less than expected breakdowns, emergency repairs, and other maintenance.

**Capital and Interfund Transactions – \$2,764,068 Unfavorable**

- Interfund Transfers – \$2,764,068 unfavourable, due to transfer between City facilities and Water Utility fund. This is offset by the same amount in Taxation and Other Functional area.



**MISCELLANEOUS FUNDS**  
**Quarterly Financial Statements by Fund**  
**(June 30, 2022)**

**LAND FUND – \$160,495 Unfavorable**

	YTD Actual	YTD Budget	YTD (Fav) Unfav Variance	Annual Budget
<b>REVENUES</b>				
User Charges and Fees	(\$2,393)	(\$17,520)	\$15,127	(\$35,000)
Interest and Penalties	(28)	0	(28)	0
Land Sales	86,248	(125,010)	211,258	(500,000)
<b>Total Revenues</b>	<b>83,828</b>	<b>(142,530)</b>	<b>226,358</b>	<b>(535,000)</b>
<b>EXPENSES</b>				
Salaries Wages and Benefits	91,013	82,660	8,353	163,050
Contracted and General Services	0	6,000	(6,000)	24,000
Interest on Long Term Debt	25,961	20,660	5,301	119,630
Fleet Expenses	0	360	(360)	760
Maintenance Materials and Supplies	15	1,160	(1,145)	2,600
<b>Total Expenses</b>	<b>116,990</b>	<b>110,840</b>	<b>6,150</b>	<b>310,040</b>
<b>Operating (Surplus) Deficit</b>	<b>200,818</b>	<b>(31,690)</b>	<b>232,508</b>	<b>(224,960)</b>
<b>CAPITAL AND INTERFUND TRANSACTIONS</b>				
Capital Revenues	(80,961)	0	(80,961)	0
Land Development	8,949	0	8,949	0
Interfund Transfers	0	0	0	85,000
<b>Capital and Interfund Transactions</b>	<b>(72,012)</b>	<b>0</b>	<b>(72,012)</b>	<b>85,000</b>
<b>TOTAL (SURPLUS) DEFICIT</b>	<b>128,805</b>	<b>(31,690)</b>	<b>160,495</b>	<b>(139,960)</b>

**Revenues – \$226,358 Unfavorable**

- Land Sales – \$211,258 unfavorable, as land sale set-up in 2021 was cancelled in first quarter of 2022.

**Expenses – \$6,150 Unfavorable**

**Capital and Interfund Transactions – (\$72,012) Favorable**

- Capital Revenues – (\$80,961) favorable from development levies that will be transferred to reserves at year-end.



**RPT 22-311**

**TITLE:** 2022 Q2 Financial Reporting - General Fund

**DATE:** August 3, 2022

**TO:** Executive Committee

**PUBLIC:** X

**INCAMERA:**

---

**RECOMMENDATION:**

That the report be received as information and filed.

**TOPIC & PURPOSE:**

To report General Fund actual results compared to budget for April 1 – June 30, 2022 (Q2).

**PROPOSED APPROACH AND RATIONALE:**

Administration committed to provide Council quarterly reporting for all funds (RPT# 19-42). When reviewing the information within this report, please be aware of the following:

1. Variances less than \$20,000 are deemed immaterial and not reported.
2. Amortization is calculated at year-end.
3. The amounts shown in brackets are “favorable” variances.
4. These statements are not audited and subject to change.

**PUBLIC NOTICE:**

Public Notice pursuant to Public Notice Bylaw No. 24 of 2015 is not required.

**ATTACHMENTS:**

1. General Fund Quarterly Financial Statements -June-2022

Written by: Disha Joshi, Finance Manager

Approved by: Director of Financial Services & City Manager

**GENERAL FUND**  
**Quarterly Financial Statements by Functional Area**  
**(June 30, 2022)**

**Taxation and Other – (\$2,878,066) Favorable**

	YTD Actual	YTD Budget	YTD (Fav) Unfav Variance	Annual Budget
<b>REVENUES</b>				
Taxation	(\$43,429,803)	(\$43,313,730)	(\$116,073)	(\$44,292,240)
User Charges and Fees	(11,347)	(10,020)	(1,327)	(20,000)
Operating Grants and Donations	0	0	0	(6,840,000)
Grants in Lieu of Taxes	(4,853,291)	(4,774,040)	(79,251)	(6,940,860)
Interest and Penalties	(220,431)	(210,000)	(10,431)	(551,270)
Sundry	(374)	0	(374)	(25,000)
<b>Total Revenues</b>	<b>(48,515,247)</b>	<b>(48,307,790)</b>	<b>(207,457)</b>	<b>(58,669,370)</b>
<b>EXPENSES</b>				
Salaries Wages and Benefits	12,659	2,840	9,819	499,880
Contracted and General Services	65,875	63,970	1,905	68,000
Financial Charges	35,882	29,280	6,602	58,590
Grants and Donations	49,015	0	49,015	0
Interest on Long Term Debt	2,885	2,300	585	468,590
Fleet Expenses	0	780	(780)	(18,490)
Maintenance Materials and Supplies	43,550	36,140	7,410	40,070
Insurance	144,446	130,000	14,446	259,940
Bad Debt Expense	172	0	172	120,000
<b>Total Expenses</b>	<b>354,483</b>	<b>265,310</b>	<b>89,173</b>	<b>1,496,580</b>
<b>Operating (Surplus) Deficit</b>	<b>(48,160,763)</b>	<b>(48,042,480)</b>	<b>(118,283)</b>	<b>(57,172,790)</b>
<b>CAPITAL AND INTERFUND TRANSACTIONS</b>				
Amortization	0	0	0	7,600,000
Interfund Transfers	(3,206,602)	(446,820)	(2,759,782)	(4,308,600)
<b>Capital and Interfund Transactions</b>	<b>(3,206,602)</b>	<b>(446,820)</b>	<b>(2,759,782)</b>	<b>3,291,400</b>
<b>TOTAL (SURPLUS) DEFICIT</b>	<b>(51,367,366)</b>	<b>(48,489,300)</b>	<b>(2,878,066)</b>	<b>(53,881,390)</b>

**Revenues – (\$207,457) Favorable**

- Taxation – (\$116,073) favourable due to changes in assessment values.
- Grants in Lieu of Taxes- (\$79,251) favorable, due to higher than budgeted recovery in lieu of taxes.



**GENERAL FUND**  
**Quarterly Financial Statements by Functional Area**  
**(June 30, 2022)**

---

**Expenses – \$89,173 Unfavorable**

- Salaries, Wages and Benefits (includes amount budgeted for Retro Pay) - The General Government Miscellaneous Salaries Account includes the budget for Retro Payments to Local 882, Local 160 and Out of Scope Staffing. The Salaries, Wages and Benefits for all Departments will include unfavorable overages compared to budget, as a result of the payments of retro to staff in the various Departments. The budgeted amount in General Government Miscellaneous Salaries will be offsetting Department unfavorable amounts for Year 2022. The budgeted allocation for the 2022 Budget for Retro Payments was allocated to be paid out December of 2022. That is why the variance is not shown in the YTD Budget.
- Grants and Donations – \$49,015 unfavorable as follows:
  - Council approved on November 8, 2021 that “The City engage Dr. Chad Nilson, Social Researcher and Program Evaluator with Living Skies Centre for Social Inquiry to facilitate an Actionable Solutions Forum to support homelessness prevention and intervention efforts in the City; and That funding in the amount of \$10,500 to Dr. Chad Nilson for the engagement of his services for the Homelessness Action Initiative be approved from the Fiscal Stabilization Fund.” The amount of \$10,500 was paid March 31, 2022 as approved by Council.
  - Council approved on March 28, 2022 that “The City participate with all other Saskatchewan Cities in the Saskatchewan Urban Municipalities Association’s External Review of the Property Tax System in Saskatchewan at the approximate cost of \$3,125, to be funded from the Fiscal Stabilization Fund.” The City has paid the amount of \$2,434.89 in Year 2022 as approved by Council.
  - The remaining amount of \$36,080.11 is related to Destination Marketing Fund Grants that are approved to be funded from the Destination Marketing Levy Reserve. There will be a corresponding yearend entry from the Reserve for the grants paid in 2022.

**Capital and Interfund Transactions - (\$2,759,782) Favorable**

- Interfund Transfers – (\$2,759,782) favorable, due to transfer between City facilities and Water Utility fund. This is offset by the same amount in Water Utility Fund.

**GENERAL FUND**  
**Quarterly Financial Statements by Functional Area**  
**(June 30, 2022)**

**City Manager, Solicitor, and City Council – \$132,172 Unfavorable**

	YTD Actual	YTD Budget	YTD (Fav) Unfav Variance	Annual Budget
<b>REVENUES</b>				
User Charges and Fees	(\$8,700)	(\$2,700)	(\$6,000)	(\$3,000)
Sundry	(312)	(420)	108	(800)
<b>Total Revenues</b>	<b>(9,012)</b>	<b>(3,120)</b>	<b>(5,892)</b>	<b>(3,800)</b>
<b>EXPENSES</b>				
Council Remuneration	226,918	223,920	2,998	447,930
Salaries Wages and Benefits	686,650	611,540	75,110	1,186,510
Contracted and General Services	260,393	185,670	74,723	372,130
Maintenance Materials and Supplies	52,773	67,540	(14,767)	124,200
<b>Total Expenses</b>	<b>1,226,734</b>	<b>1,088,670</b>	<b>138,064</b>	<b>2,130,770</b>
<b>Operating (Surplus) Deficit</b>	<b>1,217,722</b>	<b>1,085,550</b>	<b>132,172</b>	<b>2,126,970</b>
<b>CAPITAL AND INTERFUND TRANSACTIONS</b>				
<b>TOTAL (SURPLUS) DEFICIT</b>	<b>1,217,722</b>	<b>1,085,550</b>	<b>132,172</b>	<b>2,126,970</b>

**Revenues - (\$5,892) Favorable**

**Expenses – \$138,064 Unfavorable**

- Salaries Wages and Benefits - \$75,110 unfavourable, due to the payment of \$60,500 that was paid to the previous City Manager upon retirement. That amount was the payout of unused vacation days from 2021 and vacation entitlement for 2022. That is an un-budgeted cost.

For the City Manager and City Clerk’s Department, there is vacancy saving in the amount of (\$37,800).

There is also retro payment charged to this account, however the budget for retro payment is offset by the General Government – Miscellaneous Salaries Budgeted amount.

- Contracted and General Services - \$74,723 over budget represents the external legal services required for City, including recent costs for assessment appeals and Court of Appeal decisions.

**GENERAL FUND**  
**Quarterly Financial Statements by Functional Area**  
**(June 30, 2022)**

**CORPORATE SERVICES – \$5,540 Unfavorable**

	YTD Actual	YTD Budget	YTD (Fav) Unfav Variance	Annual Budget
<b>REVENUES</b>				
<b>EXPENSES</b>				
Salaries Wages and Benefits	\$795,720	\$755,050	\$40,670	\$1,462,580
Contracted and General Services	36,162	53,350	(17,188)	87,500
Fleet Expenses	0	1,260	(1,260)	2,500
Maintenance Materials and Supplies	253,398	270,080	(16,682)	736,120
Total Expenses	1,085,280	1,079,740	5,540	2,288,700
Operating (Surplus) Deficit	1,085,280	1,079,740	5,540	2,288,700
<b>CAPITAL AND INTERFUND TRANSACTIONS</b>				
TOTAL (SURPLUS) DEFICIT	1,085,280	1,079,740	5,540	2,288,700

**Expenses – \$5,540 Unfavorable**

- Salaries Wages and Benefits – there is vacancy saving in the amount of (\$68,160).  
The retro payout in June 2022 was for the years 2020, 2021 and 2022 to date charged to this account, however the budget for retro payment is offset by the General Government – Miscellaneous Salaries Budgeted amount.
- Contracted and General Services - The savings of (\$17,188) is mainly attributed to savings in Professional Services typically used for network and servers for Information Technology.



**GENERAL FUND**  
**Quarterly Financial Statements by Functional Area**  
**(June 30, 2022)**

**PLANNING AND DEVELOPMENT SERVICES - \$23,823 Unfavorable**

	YTD Actual	YTD Budget	YTD (Fav) Unfav Variance	Annual Budget
<b>REVENUES</b>				
User Charges and Fees	(\$520,089)	(\$502,460)	(\$17,629)	(\$672,500)
Interest and Penalties	(4,000)	(7,320)	3,320	(14,600)
<b>Total Revenues</b>	<b>(524,089)</b>	<b>(509,780)</b>	<b>(14,309)</b>	<b>(687,100)</b>
<b>EXPENSES</b>				
Salaries Wages and Benefits	745,031	711,100	33,931	1,376,540
Contracted and General Services	45,716	44,370	1,346	88,800
Financial Charges	1,231	0	1,231	0
Grants and Donations	127,500	122,500	5,000	245,000
Fleet Expenses	17,640	13,260	4,380	26,520
Maintenance Materials and Supplies	39,305	47,060	(7,755)	88,500
<b>Total Expenses</b>	<b>976,422</b>	<b>938,290</b>	<b>38,132</b>	<b>1,825,360</b>
<b>Operating (Surplus) Deficit</b>	<b>452,333</b>	<b>428,510</b>	<b>23,823</b>	<b>1,138,260</b>
<b>CAPITAL AND INTERFUND TRANSACTIONS</b>				
<b>TOTAL (SURPLUS) DEFICIT</b>	<b>452,333</b>	<b>428,510</b>	<b>23,823</b>	<b>1,138,260</b>

**Revenues - (\$14,309) Favorable**

- User Charges and Fees - Building Inspections have reached 67% of budgeted revenue to date. It is projected that actual revenue will exceed budgeted revenue.

**Expenses - \$38,132 Unfavorable**

- Salaries, Wages and Benefits - There is vacancy saving in the amount of (\$16,200).

The retro payout in June 2022 was for the years 2020, 2021 and 2022 to date charged to this account. The budget for retro payment is offset by the General Government – Miscellaneous Salaries Budgeted amount.

**GENERAL FUND**  
**Quarterly Financial Statements by Functional Area**  
**(June 30, 2022)**

**FINANCIAL SERVICES – \$187,469 Unfavorable**

	YTD Actual	YTD Budget	YTD (Fav) Unfav Variance	Annual Budget
<b>REVENUES</b>				
User Charges and Fees	(\$389,042)	(\$404,410)	\$15,368	(\$998,950)
Interest and Penalties	(200,335)	(199,500)	(835)	(459,000)
Sundry	(35,016)	(34,400)	(616)	(51,800)
<b>Total Revenues</b>	<b>(624,393)</b>	<b>(638,310)</b>	<b>13,917</b>	<b>(1,509,750)</b>
<b>EXPENSES</b>				
Salaries Wages and Benefits	1,669,108	1,504,660	164,448	2,938,330
Contracted and General Services	53,852	58,050	(4,198)	115,010
Financial Charges	4,681	5,800	(1,119)	11,450
Utilities	4,323	3,840	483	7,700
Fleet Expenses	30,597	23,980	6,617	47,390
Maintenance Materials and Supplies	248,095	264,150	(16,055)	450,550
Insurance	788	780	8	1,520
Bad Debt Expense	47,109	23,740	23,369	33,510
<b>Total Expenses</b>	<b>2,058,552</b>	<b>1,885,000</b>	<b>173,552</b>	<b>3,605,460</b>
<b>Operating (Surplus) Deficit</b>	<b>1,434,159</b>	<b>1,246,690</b>	<b>187,469</b>	<b>2,095,710</b>
<b>CAPITAL AND INTERFUND TRANSACTIONS</b>				
<b>TOTAL (SURPLUS) DEFICIT</b>	<b>1,434,159</b>	<b>1,246,690</b>	<b>187,469</b>	<b>2,095,710</b>

**Revenues - \$13,917 Unfavorable**

**Expenses – \$173,552 Unfavorable**

- Salaries, Wages and Benefits - There is vacancy saving in the amount of (\$48,700).

The retro payout in June 2022 was for the years 2020, 2021 and 2022 to date charged to this account. The budget for retro payment is offset by the General Government – Miscellaneous Salaries Budgeted amount. The savings is also offset by the payout for the previous Director of Financial Services.

- Bad Debt Expense - \$23,369 unfavourable due to uncollectible impound lot fees.

**GENERAL FUND**  
**Quarterly Financial Statements by Functional Area**  
**(June 30, 2022)**

**FIRE SERVICES - \$2,560 Unfavorable**

	YTD Actual	YTD Budget	YTD (Fav) Unfav Variance	Annual Budget
<b>REVENUES</b>				
User Charges and Fees	(\$285,051)	(\$287,730)	\$2,679	(\$328,030)
Sundry	(24,065)	(29,280)	5,215	(62,600)
<b>Total Revenues</b>	<b>(309,116)</b>	<b>(317,010)</b>	<b>7,894</b>	<b>(390,630)</b>
<b>EXPENSES</b>				
Salaries Wages and Benefits	3,667,446	3,672,800	(5,354)	7,198,340
Contracted and General Services	13,145	13,920	(775)	27,780
Utilities	19,646	22,360	(2,714)	41,200
Fleet Expenses	260,400	260,400	0	520,830
Maintenance Materials and Supplies	165,641	162,360	3,281	429,500
Insurance	1,938	1,710	228	3,160
<b>Total Expenses</b>	<b>4,128,215</b>	<b>4,133,550</b>	<b>(5,335)</b>	<b>8,220,810</b>
<b>Operating (Surplus) Deficit</b>	<b>3,819,100</b>	<b>3,816,540</b>	<b>2,560</b>	<b>7,830,180</b>
<b>CAPITAL AND INTERFUND TRANSACTIONS</b>				
<b>TOTAL (SURPLUS) DEFICIT</b>	<b>3,819,100</b>	<b>3,816,540</b>	<b>2,560</b>	<b>7,830,180</b>

**Revenues - \$7,894 Unfavorable**

**Expenses – (\$5,335) Favorable**

**GENERAL FUND**  
**Quarterly Financial Statements by Functional Area**  
**(June 30, 2022)**

**COMMUNITY SERVICES – \$711,166 Unfavorable**

	YTD Actual	YTD Budget	YTD (Fav) Unfav Variance	Annual Budget
<b>REVENUES</b>				
User Charges and Fees	(\$2,302,131)	(\$2,302,320)	\$189	(\$4,572,130)
Operating Grants and Donations	(218,666)	(25,240)	(193,426)	(256,980)
Sundry	(90,193)	(93,700)	3,507	(242,780)
<b>Total Revenues</b>	<b>(2,610,990)</b>	<b>(2,421,260)</b>	<b>(189,730)</b>	<b>(5,071,890)</b>
<b>EXPENSES</b>				
Salaries Wages and Benefits	3,552,083	3,058,870	493,213	6,637,670
Contracted and General Services	607,442	506,080	101,362	1,030,850
Financial Charges	43,075	40,960	2,115	87,710
Grants and Donations	260,253	268,400	(8,147)	518,860
Utilities	571,733	581,720	(9,987)	1,445,980
Interest on Long Term Debt	40,973	33,080	7,893	66,150
Fleet Expenses	413,478	421,560	(8,082)	925,480
Maintenance Materials and Supplies	1,325,325	1,017,510	307,815	2,229,130
Insurance	143,734	127,820	15,914	245,180
<b>Total Expenses</b>	<b>6,958,095</b>	<b>6,056,000</b>	<b>902,095</b>	<b>13,187,010</b>
<b>Operating (Surplus) Deficit</b>	<b>4,347,106</b>	<b>3,634,740</b>	<b>712,366</b>	<b>8,115,120</b>
<b>CAPITAL AND INTERFUND TRANSACTIONS</b>				
Capital Revenues	(1,200)	0	(1,200)	0
Capital and Interfund Transactions	(1,200)	0	(1,200)	0
<b>TOTAL (SURPLUS) DEFICIT</b>	<b>4,345,906</b>	<b>3,634,740</b>	<b>711,166</b>	<b>8,115,120</b>

**Revenues – (\$189,730) Favorable**

- o Operating Grants and Donations – (\$193,426) favorable due to;
  - (\$112,100) favorable, due to Canadian Heritage grant received for EA Rawlinson Centre.
  - \$91,000) favorable due to Municipal Cultural Action Plan Grant and Saskatchewan Senior Games grants.

**Expenses - \$902,095 Unfavorable**

- o Salaries, Wages and Benefits - \$493,213 unfavorable, due to retro payout in June 2022 for year 2020, 2021 and 2022 to date. The budget for retro payment is offset by the General Government – Miscellaneous Salaries Budgeted amount.



**GENERAL FUND**  
**Quarterly Financial Statements by Functional Area**  
**(June 30, 2022)**

---

- Contracted and General Services – \$101,362 unfavourable due to:
  - 1) \$31,375 related to MCAP (Culture Plan) Expenses to date in 2022. The expenses are offset by the grant and approved City Funding which includes:
    - Artists in Communities project: artist payments for workshops, coordination of the project, photography for the exhibit
    - Crosswalk Art: artist designs, stencils, painting
    - Knowledge Keepers meeting for the Indigenous Naming Initiative
    - Micro event grant support to “When the Deer Came to the City”
    - Culture Days sponsorship to Gateway Mall for “Urban Art Tour”
    - Prairie Wild consulting for tracking work
    - Theatre in the Park (partnership with Sum Theatre)
    - Canada Day support for reconciliation portion
    - KidzFest art activity (instructor and supplies)
  - 2) \$35,333 related to the Contract for the Cosmo Lodge at the Little Red River Park as approved by Council. The budget of \$71,600 is under Grants. However, for reporting purposes, the contract is being charged as Contracted and General Services. So the amount is offset by savings under Grants for the Little Red River Park.
  - 3) \$9,097 related to tracking for Vandalism in the City. This is new for 2022 for the tracking of vandalism in one account for reporting purposes.
  - 4) The remaining relates to cost of commissionaires and security for the checking due to COVID protocols for City Facilities and Community Clubs.
- Maintenance Materials and Supplies – \$307,815 unfavorable, represents the approval of the annual budget for Facility Maintenance Projects. Council approved the 2022 Operating Budget of \$308,000 for prioritized maintenance projects that are deemed necessary for the City’s various facilities. As such, this area is not over-budget, as Council has approved \$308,000 for Facility Maintenance Projects. That budget was allocated in the second half of the year.

**GENERAL FUND**  
**Quarterly Financial Statements by Functional Area**  
**(June 30, 2022)**

**PUBLIC WORKS - \$898,178 Unfavorable**

	YTD Actual	YTD Budget	YTD (Fav) Unfav Variance	Annual Budget
<b>REVENUES</b>				
User Charges and Fees	(\$227,407)	(\$359,250)	\$131,843	(\$760,120)
Operating Grants and Donations	(107,943)	(126,250)	18,307	(655,000)
<b>Total Revenues</b>	<b>(335,350)</b>	<b>(485,500)</b>	<b>150,150</b>	<b>(1,415,120)</b>
<b>EXPENSES</b>				
Salaries Wages and Benefits	1,760,893	1,340,140	420,753	2,449,950
Contracted and General Services	574,393	562,730	11,663	1,822,400
Utilities	472,152	473,250	(1,098)	1,100,680
Interest on Long Term Debt	32,633	25,980	6,653	51,950
Fleet Expenses	1,028,993	893,870	135,123	1,363,280
Maintenance Materials and Supplies	612,984	390,780	222,204	858,870
Insurance	13,753	11,400	2,353	22,850
<b>Total Expenses</b>	<b>4,495,801</b>	<b>3,698,150</b>	<b>797,651</b>	<b>7,669,980</b>
<b>Operating (Surplus) Deficit</b>	<b>4,160,451</b>	<b>3,212,650</b>	<b>947,801</b>	<b>6,254,860</b>
<b>CAPITAL AND INTERFUND TRANSACTIONS</b>				
Capital Revenues	(49,623)	0	(49,623)	0
Capital and Interfund Transactions	(49,623)	0	(49,623)	0
<b>TOTAL (SURPLUS) DEFICIT</b>	<b>4,110,828</b>	<b>3,212,650</b>	<b>898,178</b>	<b>6,254,860</b>

**Revenues - \$150,150 Unfavorable**

- User Charges and Fees - The revenue is under budget due to transit resulting from COVID-19: reduced ridership, reduced transit tickets and transit passes, social assistance passes and transit advertising revenue. Total Transit actual revenue is \$134,600 less than year to date budget.
- Operating Grants and Donations - The revenue is under budget for Transit Revenue - Social Assistance. The Agreement with the Ministry of Social Services is contingent on Transit Passes sold. Due to the disruption in Transit ridership during the COVID-19 Pandemic it is anticipated that ridership and revenue will take a while to recover back.

**Expenses – \$797,651 Unfavorable**

- Salaries Wages and Benefits – \$420,753 unfavorable, due to retro payout in June 2022 for year 2020, 2021 and 2022 to date. The budget for retro payment is offset by the General Government – Miscellaneous Salaries Budgeted amount.

**GENERAL FUND**  
**Quarterly Financial Statements by Functional Area**  
**(June 30, 2022)**

---

- Fleet Expenses – over-budget by the amount of \$138,110 year to date due to city fleet equipment snow management costs for 2022 and the heavy snowfalls. The snow accumulation in cm for Year 2022 was an above year average at 47 cm, as such, snow management city fleet equipment costs are over budget.
- Maintenance Materials and Supplies - over-budget by \$222,204, which is mainly attributed to the increase snow falls in 2022. The snow management costs exceeded the budget along with increased costs for the bus shelters, etc.

**Capital and Interfund Transactions - (\$49,623) Favorable**

- Capital Revenues – SGI has granted the City the amount of \$55,137 to be used for cross walk improvements. The amount in revenue of (\$49,623) represents 10% of the approved Grant. Through the SGI Grant Funding, crosswalk improvements will occur at four locations: 6 Ave & 9 St E, 3 Ave. & 28 St. E, 10 Ave. W near the hospital and 15 Ave. E near Helme Cres will get new rectangular rapid flashing beacons.

**GENERAL FUND**  
**Quarterly Financial Statements by Functional Area**  
**(June 30, 2022)**

**EXTERNAL AGENCIES – (\$9,193) Favorable**

	YTD Actual	YTD Budget	YTD (Fav) Unfav Variance	Annual Budget
<b>REVENUES</b>				
<b>EXPENSES</b>				
Contracted and General Services	\$396,975	\$400,380	(\$3,405)	\$800,760
Grants and Donations	1,301,872	1,307,660	(5,788)	2,630,290
Total Expenses	1,698,847	1,708,040	(9,193)	3,431,050
Operating (Surplus) Deficit	1,698,847	1,708,040	(9,193)	3,431,050
<b>CAPITAL AND INTERFUND TRANSACTIONS</b>				
TOTAL (SURPLUS) DEFICIT	1,698,847	1,708,040	(9,193)	3,431,050

**Expenses – (\$9,193) Favorable**



**RPT 22-287**

**TITLE:** Renovations to the Court of Queen's Bench

**DATE:** July 15, 2022

**TO:** Executive Committee

**PUBLIC:** X

**INCAMERA:**

---

**RECOMMENDATION:**

That the report regarding recent renovations to the Court of Queen's Bench, being a designated Municipal Heritage Property located at 1800 Central Avenue, legally described as Lot 1, Block 11, Plan 00PA02935, be received as information and filed.

**TOPIC & PURPOSE:**

The purpose of this report is to inform the Executive Committee of recent renovations to the Court of Queen's Bench, which is designated as a Municipal Heritage Property.

**PROPOSED APPROACH AND RATIONALE:**

Background

The Court of Queen's Bench, located at 1800 Central Avenue, is designated as a Municipal Heritage Property through Bylaw No. 17 of 1983. As a Municipal Heritage Property, any change to the building or site is reviewed by Administration to determine if it will affect a Character Defining Element (those features that express the heritage value of a place and need to be retained in order to preserve that value) as identified under the municipal heritage designation bylaw for the property. If it is found that a Character Defining Element will be affected, the changes need to be reviewed by Administration, brought to the Planning Advisory Committee (PAC) for further review and comment and then to City Council for approval before any work can take place.

Between 2020 and 2021, a number of renovations were made to the building and property and as a result of the prior Administrative review it was determined that they did not affect (in a significant or adverse way) any Character Defining Elements. Therefore, the work moved forward without the need for further approvals.

### Renovations to the Building

A number of renovations were made to the building between 2020 and 2021, at an estimated cost of \$1,000,000. These renovations included:

- The replacement of all the non-original aluminum windows throughout the building with metal clad wood windows that more closely resembled the original windows (no changes were made to the size, shape or location of any openings);
- Repair of the putty on the southern Rose Window and the installation of a storm window on the interior. The metal frame of the window was also painted white to match the rest of the windows on the building (no changes were made to the size, shape or location of the opening, or to the structure or glass of the Rose Window);
- The replacement of the storm door on the second floor balcony; and,
- While not a part of the original plan, the ground floor, non-original aluminum doors on the south side of the building was replaced following a motor vehicle accident (a car drove into the building).

In addition to the review of the work noted above, Administration also reviewed the conservation plan prepared and submitted by the Architect consulting on the project. This plan detailed the proposed renovations and provided rationale, based on The Standards and Guidelines for the Conservation of Historic Places, as to how the work would not have an adverse impact on the Character Defining Elements.

As with any renovation project, aspects of the work changed over time in order to deal with material availability and to stay within budget, specifically:

- It was found that the proposed replacement 2nd floor balcony storm door (north side of the building) that included true divided lites was no longer available and because a door with simulated divided lites came with long term maintenance issues, french doors with large single panes of glass were used instead. This change was considered acceptable as the large panes of glass allowed for a better view of the original wood doors inside; and,
- The doors originally proposed to replace the ones hit by the vehicle on the south side of the building (which were aluminum and not original to the building) were bronze, similar to the current front doors. Unfortunately, due to the estimated \$70,000 cost, they were swapped for wood doors at an estimated cost of \$23,000 (still similar to the rest of the building). In order to ensure the wood doors were an appropriate alternative, design elements from the rest of the building such as the details on the lintel above the front entrance, as well as those above the front vestibule, were included in the design. This change was considered acceptable as the wood doors incorporated relevant historical design elements and materials found throughout the rest of the building, ensuring a cohesive look.

See attached for corresponding photos.

### Changes to the Site

In addition to the renovations to the building, the flag poles in the main parking area were replaced due to age, deterioration and to install tamper proof ropes. As the flag poles were not relocated, the work moved forward without any need for additional consideration.

General yard maintenance has also been taking place as needed, with several trees scheduled to be pruned this year and one dead tree to be removed. As these changes do not affect the Character Defining Elements of the property, they do not require further approval.

In light of the fact that the Ministry of Central Services intends on doing more work to the site over the course of the year, Administration has advised that they consider submitting their plans for the site and building at the beginning of each year so that the review that follows stands less of a chance of interfering with their construction/renovation timelines – further review by both the PAC and Council take considerable time.

### **FINANCIAL IMPLICATIONS:**

Any renovations undertaken for a Municipal Heritage Property are the responsibility of the property owner. The City of Prince Albert does not assist in funding these renovations.

### **PUBLIC NOTICE:**

Public Notice pursuant to Public Notice Bylaw No. 24 of 2015 is not required.

### **ATTACHMENTS:**

1. Bylaw No. 17 of 1983
2. Photos of Court of Queen's Bench Renovations

Written by: Jordan Olmstead, Planner

Approved by: Director of Planning and Development Services & City Manager

CITY OF PRINCE ALBERT

BYLAW NO. 17 OF 1983

A Bylaw to Designate as Municipal Heritage Property the Property known as the Court House on property legally described as Victoria Square in Range 9 in River Lot 78, Registered Plan No. E, as being of Architectural, Historical or Natural Value.

WHEREAS Part III of the Heritage Property Act, 1980 authorizes the Council of a Municipality to enact Bylaws to designate real property, including all buildings and structures thereon to be of architectural, historical or natural value or interest;

WHEREAS the Council of the Corporation of the City of Prince Albert has caused a Notice of Intention to be prepared to designate the real property known as the Court House at Central Avenue and 19th Street and has served such Notice of Intention upon the registered owners of the said property at least Thirty (30) days prior to final consideration of this Bylaw;

AND WHEREAS the said Council has caused the said Notice of Intention to designate to be published in two issues of the Prince Albert Daily Herald with the first publication at least Twenty-one (21) days prior to the date of final consideration of the Bylaw and the last publication at least Seven (7) days prior to the date of that consideration;

AND WHEREAS no objection to the proposed designation has been served on the City Clerk of the Municipality;

NOW THEREFORE THE COUNCIL OF THE CITY OF PRINCE ALBERT IN OPEN MEETING ASSEMBLED ENACTS AS FOLLOWS:

1. There is designated as Municipal Heritage Property being of architectural and historical value and interest the property known as the Court House at Central Avenue and 19th Street and legally described as Victoria Square in Range 9 in River Lot 78, Registered Plan No. E. The Court House was originally built in 1927 and has served as a City Landmark because of its predominant location and distinctive architecture.



CITY OF PRINCE ALBERT  
Saskatchewan


BYLAW NO. 17 OF 1983

PAGE TWO

2. The City Solicitor is hereby authorized to cause a certified copy of this Bylaw to be registered against the property described above in the Land Titles Office for the Prince Albert Land Registration District.

3. The City Clerk is hereby authorized to cause a copy of this Bylaw to be filed with the City of Prince Albert and a copy of this Bylaw to be served on the Minister of Culture and Recreation, and to cause notice of the passing of this Bylaw.

INTRODUCED AND READ A FIRST TIME THIS 14th DAY OF February , A.D., 1983  
READ A SECOND TIME THIS 28th DAY OF March , A.D., 1983  
READ A THIRD TIME AND PASSED THIS 28th DAY OF March , A.D., 1983



MAYOR



CITY CLERK

BYLAW NO. 17 OF 1983

PAGE TWO

**Previous Aluminum Windows and 2<sup>nd</sup> Floor Balcony Storm Door**



**Newly Installed Metal Clad Windows and 2<sup>nd</sup> Floor Balcony Storm Door**






**Rose Window – Pre-Renovation**




**Rose Window – Post-Renovation**



**Previous Southern Aluminum Doors**



**Newly Installed Wood Door**





***RPT 22-304***

**TITLE:** Update on the Review of Alternate Locations for the Mustard Seed's Support Centre and Emergency Shelter

**DATE:** July 27, 2022

**TO:** Executive Committee

**PUBLIC:** X

**INCAMERA:**

---

**RECOMMENDATION:**

That the report providing an update on the review of alternative locations for the Mustard Seed's Emergency Shelter and Support Centre be received as information and filed.

**TOPIC & PURPOSE:**

The purpose of this report is to inform the Executive Committee of the ongoing search for an alternative location for the Mustard Seed's Emergency Shelter and Support Centre.

**PROPOSED APPROACH AND RATIONALE:**

On July 18th, 2022, the Mustard Seed brought forward a request to the Executive Committee regarding the use of 1306 Central Avenue as an Emergency Shelter and Support Centre. While this request was denied, the Executive Committee directed the Department of Planning and Development Services to work with the Mustard Seed to find an alternate location for consideration at a future Executive Committee meeting.

Since July 18th, the Department of Planning and Development Services has had continued correspondence and discussions with representatives from the Mustard Seed to identify their criteria for selecting a building. The Department of Planning and Development Services will continue to work with the Mustard Seed to review alternative locations, and as soon as a suitable alternative is identified a report will be brought to an upcoming Executive Committee meeting for consideration.

**PUBLIC NOTICE:**

Public Notice pursuant to Public Notice Bylaw No. 24 of 2015 is not required.

Written by: Jordan Olmstead, Planner

Approved by: Director of Planning and Development Services & City Manager



**RPT 22-314**

**TITLE:** July 2022 Updated Status on Capital Projects

**DATE:** August 10, 2022

**TO:** Executive Committee

**PUBLIC:** X

**INCAMERA:**

---

**RECOMMENDATION:**

That this report be received as information and filed.

**TOPIC & PURPOSE:**

To provide an updated status to date on capital projects, the 2022 Roadways Paving Program, the 2022 Utility Replacement Program, and other capital fleet purchases.

**BACKGROUND:**

The Capital Projects attached to this Report for all funds have been approved by City Council.

**REPORT:**

The attachment illustrates the Capital Projects that were approved for the 2022 Funds, along with timelines for the completion of each project. The attachment also includes the listing of all fleet approved for each Fund for 2022. The listing also includes an update on the status of "Carry Forward Projects" from Year 2021.

**This report includes the spending to date for all capital projects to the date of August 8, 2022. Please note that some projects may say "Project Completed", but invoices are to be processed for payment.**

Administration is forwarding this report to provide timeline information to keep Council apprised on the status of Capital Projects.

Attached to this Report includes spreadsheets relating to Capital Projects for the General Fund, Airport Fund, Sanitation Fund and the Water and Sewer Utility Fund.

Below is an update on the two approved 2022 Land Fund Projects:

- Marquis Road West Extension – Landscaping ~ **Project will be completed in the 2022 Construction Season.** Approved Budget of \$330,000 to be funded by Debt Financing with Interest and Principle Payments to be funded by Development Levies Reserve.
- Marquis Road West Extension - Roadway Construction ~ **Project is substantially completed. Awaiting invoicing.** Spending Year to Date is \$505,091.99. Approved 2022 Budget of \$370,000 and 2021 C/F Amount of \$754,995.73 to be funded by Debt Financing with Interest and Principle Payments to be funded by Development Levies Reserve.

#### **PUBLIC AND/OR STAKEHOLDER INVOLVEMENT:**

The spreadsheets were circulated to all Management involved with Capital Projects. The Directors have approved the timeline information for each Capital Project.

#### **COMMUNICATION PLAN:**

The Paving Program for 2022 is updated regularly on the City's Website. Attached to the Report is the Map for the 2022 Roadways Program and the 2022 Utility Replacement Program.

Administration will be forwarding regular reports to Executive Committee during the capital project season to update members of Council on the timelines and projects completed to date.

#### **STRATEGIC PLAN:**

Fiscal Management and Accountability – provide continuous information to members of Council and to residents regarding the capital projects being undertaken and their timeline completion.

**FINANCIAL IMPLICATIONS:**

Each Fund is categorized by:

- 2022 Capital Projects approved through Budget Deliberations and City Council.
- 2021 Carry Forward Projects approved by Council.
- Capital Projects that were approved by a Council Motion or Agreement/Grant.

**OTHER CONSIDERATIONS/IMPLICATIONS:**

There are no other options to recommendations, official community plan, privacy or policy implications.

**PUBLIC NOTICE:**

Public Notice pursuant to the Public Notice Bylaw No. 24 of 2015 is not required.

**PRESENTATION:**    **NONE**

**ATTACHMENT:**

1. July 2022 Update on Capital Projects

Written by:            Melodie Boulet, Special Projects Manager

Approved By:        City Manager



**YEAR 2022 - GENERAL FUND CAPITAL BUDGET - CAPITAL SPENDING**

	2022 BUDGET	2022 Spending YTD (Aug 8)	Variance YTD Spending to Budget (Aug 8)	FUNDING	Timelines
<b>2022 GENERAL FUND CAPITAL PROJECTS</b>					
<b>Capital Funding</b>					
<b>Community Services</b>					
Art Hauser Centre - Air Handling Unit	\$200,000.00	\$187,269.20	(\$12,730.80)	Capital Funding	This project is on track for completion by the end of September.
Playground Replacement Program	\$130,000.00	\$32,290.88	(\$97,709.12)	Capital Funding	Carlton Community Club – This project has been delayed due to set-backs with weather and access to paving crews. Project underway with completion end of season.
Reconstruction of Park Pathways	\$50,000.00	\$0.00	(\$50,000.00)	Capital Funding	<b>James Isbister Park Path is completed.</b> We are waiting for Public Works to reconcile the costs to determine if there is money left to complete any additional pathway work.
Roofing Replacements	\$100,000.00	\$0.00	(\$100,000.00)	Capital Funding	A report will be forwarded to City Council regarding approval for allocation of funding to fund future roofing projects.

**YEAR 2022 - GENERAL FUND CAPITAL BUDGET - CAPITAL SPENDING**

	<b>2022 BUDGET</b>	<b>2022 Spending YTD (Aug 8)</b>	<b>Variance YTD Spending to Budget (Aug 8)</b>	<b>FUNDING</b>	<b>Timelines</b>
Landscaping-Multiple Locations	\$50,000.00	\$14,204.00	(\$35,796.00)	Capital Funding	\$14,000 of this money has been used to work with a contractor to refresh the landscaping at the Rawlinson Center as it is a high visibility location and requires attention. We will continue to monitor throughout the remainder of the year areas that may require attention or assistance where City Staff may not be available to provide services.
MSC Parking Pedestals	\$60,000.00	\$0.00	(\$60,000.00)	Capital Funding	This project has been awarded. The work will be completed throughout the summer.
<b>Public Works</b>					
Roadways Recapping Program	\$4,100,000.00	\$1,377,184.37	(\$2,722,815.63)	Capital Funding	The 2022 Roadways Paving Program is underway. 24 projects in total of which 14 completed and 3 ongoing.
Concrete Sidewalk & Rehabilitation Program	\$300,000.00	\$170,394.71	(\$129,605.29)	Capital Funding	Concrete Program is underway. To be completed by end of season.
Concrete Sidewalk Replacement Program - Senior Residence	\$46,500.00	\$52,008.46	\$5,508.46	Capital Funding	Concrete completed, landscaping in select areas remaining.
Fence Replacement Old Yards	\$29,500.00	\$0.00	(\$29,500.00)	Capital Funding	This project will be completed throughout the summer.
Survey - Total Station	\$60,000.00	\$59,999.96	(\$0.04)	Capital Funding	<b>Project completed.</b>
MSC compresses Air Distribution Replacement	\$80,000.00	\$0.00	(\$80,000.00)	Capital Funding	Awarded and to be completed by end of season.

**YEAR 2022 - GENERAL FUND CAPITAL BUDGET - CAPITAL SPENDING**

	2022 BUDGET	2022 Spending YTD (Aug 8)	Variance YTD Spending to Budget (Aug 8)	FUNDING	Timelines
<b>Financial Services</b>					
Replacement of Mailroom Equipment	\$20,500.00	\$12,603.26	(\$7,896.74)	Capital Funding	<b>Project completed. In Service.</b>
<b>TOTAL CAPITAL FUNDING</b>	<b>\$5,226,500.00</b>	<b>\$1,905,954.84</b>	<b>(\$3,320,545.16)</b>		
			<i>(\$3,320,545.16)</i>		
<b>Reserve Funding</b>					
<b>Information Technology</b>					
Networking	\$204,000.00	\$0.00	(\$204,000.00)	Information Technology Reserve	SD-Wan/switches project has been signed off and kick off is scheduled for September/22. Some of the SD-Wan project hardware has been ordered.  City Hall Wifi project is still pending further analysis.
End User Computing and Printing	\$101,500.00	\$0.00	(\$101,500.00)	Information Technology Reserve	Received pricing for desktops and monitors but no order made yet.  Printing device procurement has been ordered with estimated arrival in 4 – 6 months.
Communications	\$160,000.00	\$0.00	(\$160,000.00)	Information Technology Reserve	Report going to Council Aug 8 for data line upgrade project approval – recommending Triden.
Business Continuity	\$20,000.00	\$0.00	(\$20,000.00)	Information Technology Reserve	On-site storage RFQ – still not drafted.
Work and Asset Management Systems	\$38,900.00	\$0.00	(\$38,900.00)	Information Technology Reserve	Requirements scoping in progress to be completed.
Web and Portal Systems	\$22,800.00	\$0.00	(\$22,800.00)	Information Technology Reserve	Contract signed off and kick off scheduled for Sept, 2022.

**YEAR 2022 - GENERAL FUND CAPITAL BUDGET - CAPITAL SPENDING**

	<b>2022 BUDGET</b>	<b>2022 Spending YTD (Aug 8)</b>	<b>Variance YTD Spending to Budget (Aug 8)</b>	<b>FUNDING</b>	<b>Timelines</b>
Finance and Admin Systems	\$34,300.00	\$0.00	(\$34,300.00)	Information Technology Reserve	<p>Chart of Accounts Restructure – sign off of restructured accounts expected for August with testing starting this fall.</p> <p>Questica project kick off scheduled for September.</p> <p>Fixed Asset, GP Subledger pending availability of resources for vendor and City.</p>
<b>Community Services</b>					
Crescent Heights Spray Park	\$120,000.00	\$120,000.00	\$0.00	<p>\$120,000 - Future Infrastructure Reserve</p> <p>\$200,000 - Malcolm Jenkins Foundation</p>	<p>Final Components have been installed on the spray pad Friday July 29th. Concrete non-slip surfacing will begin the week of August 2 with the expectation of final inspections, testing of the components and landscaping work to be completed August 15-25. We are striving to have the Waterpark open for a very short and brief season August 26 if all goes to plan with a potential for a Grand Opening to follow the week of August 29th. Waiting for confirmation of furniture arrival so that we can work on install of this component as well.</p>



**YEAR 2022 - GENERAL FUND CAPITAL BUDGET - CAPITAL SPENDING**

	<b>2022 BUDGET</b>	<b>2022 Spending YTD (Aug 8)</b>	<b>Variance YTD Spending to Budget (Aug 8)</b>	<b>FUNDING</b>	<b>Timelines</b>
James Isbister Park Improvements	\$100,000.00	\$100,000.00	\$0.00	\$100,000 - Future Infrastructure Reserve \$200,000 - Malcolm Jenkins Foundation	Week of August 2 – Finish installation of remaining skate park components, painting of large playground metal structure and skate park equipment to be completed. We are working to opening at least the Skate Park portion of the development sometime August 17. We will continue to work on install of Basketball poles, backboards, hoops and netting with a tentative opening of this portion August 29th. The Month of September will be used to work with the City Electrician on timelines for install of lighting, discussions on lining of courts and confirming furniture arrival and install for the site.
EA Rawlinson Centre Improvements	\$44,000.00	\$13,550.39	(\$30,449.61)	EA Rawlinson Centre Facility Fee Reserve	We are planning for installation in September or early October for Countertops throughout the building. Risers and pipe and drape are being arranged for order, now that we are able to budget for the cost of the countertops.  In 2022 the following improvements are approved: - Replacement of Washroom Counter-tops. - Replacement of Server countertops and other minor upgrades. - Replacement of old wooden event risers. - Purchase of new Pipe & Draping for events

**YEAR 2022 - GENERAL FUND CAPITAL BUDGET - CAPITAL SPENDING**

	<b>2022 BUDGET</b>	<b>2022 Spending YTD (Aug 8)</b>	<b>Variance YTD Spending to Budget (Aug 8)</b>	<b>FUNDING</b>	<b>Timelines</b>
Golf Course - Reconstruction and Repair of Pathways	\$50,000.00	\$35,251.35	(\$14,748.65)	Golf Course Improvement Reserve	This project is hoping to move forward in August. Conditions are needing to be dry for this work to be completed, coordination with the Golf Course on sprinkler use, patron accessibility and weather will play a vital part to ensure this is completed. Public Works will confirm potential dates in the coming days.
Little Red River Park - Stages of Development	\$146,800.00	\$0.00	(\$146,800.00)	Pehonan Parkway Reserve	We are working with Public Works on the construction of phase of the first parking lot near the toboggan hill, they are currently stockpiling millings with construction to begin in the day's to follow. There will be regular updates through the month of August and September as the project begins to build steam.

## YEAR 2022 - GENERAL FUND CAPITAL BUDGET - CAPITAL SPENDING

	2022 BUDGET	2022 Spending YTD (Aug 8)	Variance YTD Spending to Budget (Aug 8)	FUNDING	Timelines
Kinsmen Water Park Landing Pool	\$25,000.00	\$19,583.50	(\$5,416.50)	Kinsmen Water Park Surcharge Reserve	<b>Project completed. Invoices to be processed.</b>
<b>Public Works</b>					
Pedestrian Bridge Replacement Program	\$35,000.00	\$35,000.00	\$0.00	Future Infrastructure Reserve	<b>Pedestrian Bridges are substantially completed with only some minor deficiencies to be completed on removal of piles from the old bridges.</b>
Continuation of Resurfacing Municipal Service Centre Bay Concrete Floor	\$50,000.00	\$0.00	(\$50,000.00)	Safety Reserve	Awarded and to be completed by September.
Two Poste Vehicle Lift	\$50,000.00	\$34,144.28	(\$15,855.72)	Equipment and Fleet Reserve	<b>Project completed.</b>
<b>Long-Term Debts Payments</b>					
Long-Term Debt Repayment - Aquatic and Arenas Recreation Centre	\$269,800.00	\$0.00	(\$269,800.00)	Civic Facilities Reserve	1st principal payment which relates to the capital budget will not be made until March 1, 2023 therefore there will be no cost recorded in 2022.
Long Term Debt Repayment - Golf Course Irrigation Replacement	\$65,000.00	\$0.00	(\$65,000.00)	Golf Course Improvement Reserve	Long-term Payment from the Reserve. Yearend entry.
<b>Long-Term Debts Payments</b>					
New Amkus ION Combination Rescue Tool (Jaws of Life)	\$16,500.00	\$14,314.23	(\$2,185.77)	Fire Equipment Reserve	<b>The Rescue tool has arrived and is in service. Project completed.</b>
<b>TOTAL RESERVE FUNDING</b>	<b>\$1,553,600.00</b>	<b>\$371,843.75</b>	<b>(\$1,181,756.25)</b>		
			(\$1,181,756.25)		

**YEAR 2022 - GENERAL FUND CAPITAL BUDGET - CAPITAL SPENDING**

	2022 BUDGET	2022 Spending YTD (Aug 8)	Variance YTD Spending to Budget (Aug 8)	FUNDING	Timelines
<b>EXTERNAL FUNDING</b>					
Crescent Heights Spray Park	\$200,000.00	\$192,036.82	(\$7,963.18)	\$120,000 - Future Infrastructure Reserve \$200,000 - Malcolm Jenkins Foundation	See update above.
James Isbister Park Improvements	\$200,000.00	\$24,306.89	(\$175,693.11)	\$100,000 - Future Infrastructure Reserve \$200,000 - Malcolm Jenkins Foundation	See update above.
Municipal Service Centre New Building and Upgrades	\$10,491,000.00	\$0.00	(\$10,491,000.00)	External Funding	This project requires securing external funding. At this time, no external funding has been secured.
<b>TOTAL EXTERNAL FUNDING</b>	<b>\$10,891,000.00</b>	<b>\$216,343.71</b>	<b>(\$10,674,656.29)</b>		
			<i>(\$10,674,656.29)</i>		
<b>Long-Term Debts Payments</b>					
Long Term Debt Repayment - West Hill Infrastructure Improvements	\$22,300.00	\$0.00	(\$22,300.00)	Capital Funding	Long-Term Payment. Yearend entry.
Long-Term Debt Repayment - City Transit Buses	\$252,000.00	\$0.00	(\$252,000.00)	Capital Funding	Long-Term Payment. Yearend entry.
<b>TOTAL LONG-TERM DEBT PAYMENTS</b>	<b>\$274,300.00</b>	<b>\$0.00</b>	<b>(\$274,300.00)</b>		
			<i>(\$274,300.00)</i>		
<b>TOTAL 2022 CAPITAL BUDGET</b>	<b>\$17,945,400.00</b>	<b>\$2,494,142.30</b>	<b>(\$15,451,257.70)</b>		
			<i>(\$15,451,257.70)</i>		



**YEAR 2022 - GENERAL FUND CAPITAL BUDGET - CAPITAL SPENDING**

	2022 BUDGET	2022 Spending YTD (Aug 8)	Variance YTD Spending to Budget (Aug 8)	FUNDING	Timelines
<b>2022 FLEET EQUIPMENT PURCHASES</b>					
<b>EQUIPMENT FLEET RESERVE</b>					
<b>COMMUNITY SERVICES</b>					
Replacement of Three (3) Zero Turn Mowers	\$105,000.00	\$105,778.46	\$778.46	Equipment and Fleet Reserve	<b>Project completed.</b>
Replacement of Single Axle Trailers	\$35,000.00	\$24,910.00	(\$10,090.00)	Equipment and Fleet Reserve	One Trailer in service. Delivery of other trailer expected in August.
Replacement of Unit 4714 - John Deere Gator	\$25,000.00	\$22,280.00	(\$2,720.00)	Equipment and Fleet Reserve	<b>Project completed and in service.</b>
<b>TOTAL COMMUNITY SERVICES</b>	<b>\$165,000.00</b>	<b>\$152,968.46</b>	<b>(\$12,031.54)</b>		
<b>SANITATION</b>			<i>(\$12,031.54)</i>		
Replacement of Unit 67 - Automated Waste Collection Truck	\$420,000.00	\$0.00	(\$420,000.00)	Equipment and Fleet Reserve	<b>Unit ordered. To be delivered in Year 2023. City Council, at its meeting of April 25, 2022, approved: "That Tender No. 15 of 2022 for the purchase of a new Sanitation Truck be awarded to Superior Truck, at a total cost of \$443,119.77, which includes Provincial Sales Tax and Goods and Services Tax, funded from the Equipment Replacement Reserve."</b>
<b>TOTAL FINANCIAL SERVICES</b>	<b>\$420,000.00</b>	<b>\$0.00</b>	<b>(\$420,000.00)</b>		

**YEAR 2022 - GENERAL FUND CAPITAL BUDGET - CAPITAL SPENDING**

	<b>2022 BUDGET</b>	<b>2022 Spending YTD (Aug 8)</b>	<b>Variance YTD Spending to Budget (Aug 8)</b>	<b>FUNDING</b>	<b>Timelines</b>
<b>PUBLIC WORKS</b>					
Replacement of Unit 39 - Snow Blower	\$260,000.00	\$0.00	(\$260,000.00)	Equipment and Fleet Reserve	Snow Blower has been ordered. Delivery anticipated end of November. City Council, at its meeting of May 16, 2022 approved: "That the Tender for the purchase of a new Snow Blower be awarded to Falcon Equipment, at a cost \$207,292.50, which includes Provincial Sales Tax and Goods and Services Tax, funded from the Equipment Replacement Reserve."
Replacement of Forklift	\$105,000.00	\$0.00	(\$105,000.00)	Equipment and Fleet Reserve	Ordered. Anticipate delivery in December.
Replacement of Light Duty Trucks	\$100,000.00	\$0.00	(\$100,000.00)	Equipment and Fleet Reserve	Ordered. Build Date is Year 2023.
Replacement of Unit 122 - Sign Truck	\$160,000.00	\$0.00	(\$160,000.00)	Equipment and Fleet Reserve	Ordered. To be delivered in Year 2023.
Replacement of Unit 29 - Skid Steer	\$125,000.00	\$0.00	(\$125,000.00)	Equipment and Fleet Reserve	Ordered. Delivery anticipated end of November. City Council, at its meeting of May 16, 2022 approved: "That Tender No. 23 of 2022 for the purchase of a new Skid Steer Loader be awarded to Finning Equipment, at a cost of \$129,868.89, which includes Provincial Sales Tax and Goods and Services Tax, funded from the Equipment Replacement Reserve."

**YEAR 2022 - GENERAL FUND CAPITAL BUDGET - CAPITAL SPENDING**

	<b>2022 BUDGET</b>	<b>2022 Spending YTD (Aug 8)</b>	<b>Variance YTD Spending to Budget (Aug 8)</b>	<b>FUNDING</b>	<b>Timelines</b>
Replacement of Unit 198 - Walk Behind Line Painter	\$15,000.00	\$12,310.40	(\$2,689.60)	Equipment and Fleet Reserve	<b>Unit has arrived. Projected completed.</b>
Replacement of Unit 440 - Paratransit Bus	\$75,000.00	\$0.00	(\$75,000.00)	Equipment and Fleet Reserve	City is awaiting for approval for Grant Funding. City Council, at its meeting of May 16, 2022, approved: "That Tender No. 26 of 2022 for the purchase of a new Para Transit Bus be awarded to Warner Bus Industries, at a cost of \$160,839, including all applicable taxes, funded from the Fleet Equipment Reserve and the Transit Assistance for People with Disabilities Grant."
<b>TOTAL PUBLIC WORKS</b>	<b>\$840,000.00</b>	<b>\$12,310.40</b>	<b>(\$827,689.60)</b>		
<b>TOTAL EQUIPMENT AND FLEET RESERVE</b>	<b>\$1,425,000.00</b>	<b>\$165,278.86</b>	<b>(\$1,259,721.14)</b>		
			<i>(\$1,259,721.14)</i>		
<b>GOLF COURSE EQUIPMENT AND CART</b>					
Replacement Program - Golf Carts	\$70,000.00	\$0.00	(\$70,000.00)	Golf Course Carts Reserve	Golf Carts have been ordered. To be delivered in Year 2023.
Replacement of Unit 6132 - Fringe Cut Mower	\$82,000.00	\$0.00	(\$82,000.00)	Golf Courses Equipment Reserve	Fringe Cut Mower has been ordered. Anticipate delivery by end of October.
<b>TOTAL GOLF COURSE RESERVES</b>	<b>\$152,000.00</b>	<b>\$0.00</b>	<b>(\$152,000.00)</b>		
			<i>(\$152,000.00)</i>		

**YEAR 2022 - GENERAL FUND CAPITAL BUDGET - CAPITAL SPENDING**

	2022 BUDGET	2022 Spending YTD (Aug 8)	Variance YTD Spending to Budget (Aug 8)	FUNDING	Timelines
<b>FIRE EQUIPMENT RESERVE</b>					
<b>FIRE SERVICES</b>					
Self-Contained Breathing Apparatus Replacement Program	\$84,000.00	\$0.00	(\$84,000.00)	Fire Equipment Reserve	The SCBA has yet to arrive. The delivery date has been extended multiple time due to availability.
<b>TOTAL FIRE EQUIPMENT RESERVE</b>	<b>\$84,000.00</b>	<b>\$0.00</b>	<b>(\$84,000.00)</b>		
<b>TOTAL 2021 FLEET PURCHASES</b>	<b>\$1,661,000.00</b>	<b>\$165,278.86</b>	<b>(\$1,495,721.14)</b>		
			<i>(\$1,495,721.14)</i>		
<b>2021 FLEET - EXTERNAL FUNDING</b>					
Replacement of Unit 440 - Paratransit Bus	\$55,000.00	\$0.00	(\$55,000.00)	External Funding - Transit Assistance for Persons with Disabilities Program	See update above.
<b>TOTAL 2021 FLEET - EXTERNAL FUNDING</b>	<b>\$55,000.00</b>	<b>\$0.00</b>	<b>(\$55,000.00)</b>		
<b>TOTAL FLEET PURCHASES = ALL</b>	<b>\$1,716,000.00</b>	<b>\$165,278.86</b>	<b>(\$1,550,721.14)</b>		

*(\$1,550,721.14)*

<b>2021 CARRY FORWARD PROJECTS</b>					
<b>Capital Works Committed Reserve</b>					
<b>Community Services</b>					
Roofing Replacements	\$255,234.75	\$0.00	(\$255,234.75)	Capital Works Committed Reserve	See update above in Capital Funding 2022.
Reconstruction of Park Pathways	\$3,404.65	\$0.00	(\$3,404.65)	Capital Works Committed Reserve	See update above in Capital Funding 2022.



**YEAR 2022 - GENERAL FUND CAPITAL BUDGET - CAPITAL SPENDING**

	<b>2022 BUDGET</b>	<b>2022 Spending YTD (Aug 8)</b>	<b>Variance YTD Spending to Budget (Aug 8)</b>	<b>FUNDING</b>	<b>Timelines</b>
<b>Public Works</b>					
Roadways Recapping Program	\$227,743.63	\$227,743.63	\$0.00	Capital Works Committed Reserve	<b>2021 Carry Forward Funds spent.</b>
City Hall and MSC Building Repairs (savings from 2021 Projects)	\$11,094.82	\$0.00	(\$11,094.82)	Capital Works Committed Reserve	A report will be provided for City Council approval regarding the re-allocation of the funds.
<b>Total Capital Works Committed Reserve</b>	<b>\$497,477.85</b>	<b>\$227,743.63</b>	<b>(\$269,734.22)</b>		
<b>Reserve Funding</b>					
<b>Community Services</b>					
Cooke Municipal Golf Course - Reconstruction and Repair of Stonewall and Tee Signs	\$65,000.00	\$35,241.35	(\$29,758.65)	Golf Course Improvements Reserve	<b>Project completed. Invoices to be processed.</b>
EA Rawlinson Centre Improvements	\$11,082.16	\$0.00	(\$11,082.16)	EA Rawlinson Centre Facility Fee Reserve	See update above.

**YEAR 2022 - GENERAL FUND CAPITAL BUDGET - CAPITAL SPENDING**

	<b>2022 BUDGET</b>	<b>2022 Spending YTD (Aug 8)</b>	<b>Variance YTD Spending to Budget (Aug 8)</b>	<b>FUNDING</b>	<b>Timelines</b>
Rotary Adventure Park - Phase I	\$66,466.10	\$66,466.10	\$0.00	Reserve Funding: Pehonan Parkway Reserve External Funding: Rotary Club Fundraising and \$400,000 Malcolm Jenkins Donation	<b>2021 Carry Forward funds completed.</b>
<b>Public Works</b>					
Pedestrian Bridge Replacement	\$1,438,099.98	\$1,355,594.80	(\$82,505.18)	Future Infrastructure Reserve	<b>Pedestrian Bridges are substantially completed with only some minor deficiencies to be completed on removal of piles from the old bridges.</b>
Public Works Grader	\$365,000.00	\$364,568.60	(\$431.40)	Equipment and Fleet Reserve	<b>In Service. Project completed.</b>
Small Wheel Loader	\$200,000.00	\$136,833.10	(\$63,166.90)	Equipment and Fleet Reserve	<b>In Service. Project completed.</b>
Replacement of Unit 94 - Tandem Axle Gravel Truck	\$265,000.00	\$0.00	(\$265,000.00)	Equipment and Fleet Reserve	Ordered. Anticipate late August delivery.
<b>Fire Service</b>					
Replace Unit #2105 (FD Ref E-12)	\$507,934.42	\$468,940.01	(\$38,994.41)	Fire Equipment Reserve	<b>In Service. Project completed.</b>
<b>Information Technology</b>					
Balance of the SD-Wan Project	\$110,460.20	\$0.00	(\$110,460.20)	IT Reserve	See update under Networking under 2022 Reserve IT Funded Projects.
<b>Recreation Project</b>					
Event Centre - Architectural Fees	\$2,316,161.19	\$1,058,787.80	(\$1,257,373.39)	Civic Facilities Reserve	Event Centre 50% Detailed Design & Finishes was presented to Council June 9th.
<b>Total Reserve Funding</b>	<b>\$5,345,204.05</b>	<b>\$3,486,431.76</b>	<b>(\$1,858,772.29)</b>		

**YEAR 2022 - GENERAL FUND CAPITAL BUDGET - CAPITAL SPENDING**

	<b>2022 BUDGET</b>	<b>2022 Spending YTD (Aug 8)</b>	<b>Variance YTD Spending to Budget (Aug 8)</b>	<b>FUNDING</b>	<b>Timelines</b>
<b>Other Funding - External</b>					
Alfred Jenkins Field House Site Development	\$25,594.46	\$0.00	(\$25,594.46)	Deferred Revenue 1-4-46913-000	Administration reviewing in line with 2022 projects approved.
Rotary Adventure Park - Phase I	\$560,190.50	\$105,730.10	(\$454,460.40)	Reserve Funding: Pehonan Parkway Reserve External Funding: Rotary Club Fundraising and \$400,000 Malcolm Jenkins Donation	Contractor as of August 3 is beginning final excavation and drilling of holes to complete install of final components. The contractor has indicated that they believe they will have final component install completed by the end of the week of August 15th with Engineered Wood Fiber and Sand installed the week of August 22nd, Inspection and Clean-up of work site August 25th and 26th and third party inspections completed the week of August 29th. After this work has been completed we will begin work on defining trails in and around the structures, and to the Cosmo lodge. Timelines for substantial completion have yet to be determined at this time.
<b>Fiscal Stabilization</b>					
Asset Management / Work Order Software	\$45,000.00	\$24,837.41	(\$20,162.59)	Fiscal Stabilization Fund	Unexpected delays with the vendor as they got Covid. Working on rescheduling data management analysis.
Audio Visual Project	\$28,616.80	\$27,971.39	(\$645.41)	Fiscal Stabilization Fund	<b>Project completed.</b>
Charts of Account Restructure	\$59,516.37	\$21,262.50	(\$38,253.87)	Fiscal Stabilization Fund	Finance Administration working with the Consultant on finalizing the restructured accounts and categorization.

**YEAR 2022 - GENERAL FUND CAPITAL BUDGET - CAPITAL SPENDING**

	<b>2022 BUDGET</b>	<b>2022 Spending YTD (Aug 8)</b>	<b>Variance YTD Spending to Budget (Aug 8)</b>	<b>FUNDING</b>	<b>Timelines</b>
<b>Deferred Revenue</b>					
UNSPENT - TO BE REALLOCATED	\$18,795.39	\$0.00	(\$18,795.39)	Deferred Revenue 1-4-46913-000	A report will be provided for City Council approval regarding the re-allocation of the funds.
Asset Management / Work Order Software	\$31,497.35	\$31,497.35	\$0.00	Deferred Revenue 1-4-46913-000	<b>Funds fully spent for MEEP.</b>
<b>Aquatic and Arenas Recreation Centre</b>					
Aquatic and Arenas Recreation Centre	\$57,523,443.02	\$1,393,190.82	(\$56,130,252.20)	\$23,009,376.95 Federal Funding \$19,172,565.05 Provincial Funding \$15,341,501.02 City's Funding (Borrowing)	The Contractor has mobilized to site and the project has commenced. Construction was awarded to Graham Construction LP in the amount of \$105,268,000, plus applicable Goods and Services Tax and Provincial Sales Tax.
<b>Total Other Funding</b>	<b>\$58,292,653.89</b>	<b>\$1,604,489.57</b>	<b>(\$56,688,164.32)</b>		
<b>TOTAL 2021 C/F PROJECTS</b>	<b>\$64,135,335.79</b>	<b>\$5,318,664.96</b>	<b>(\$58,816,670.83)</b>		

*(\$58,816,670.83)*



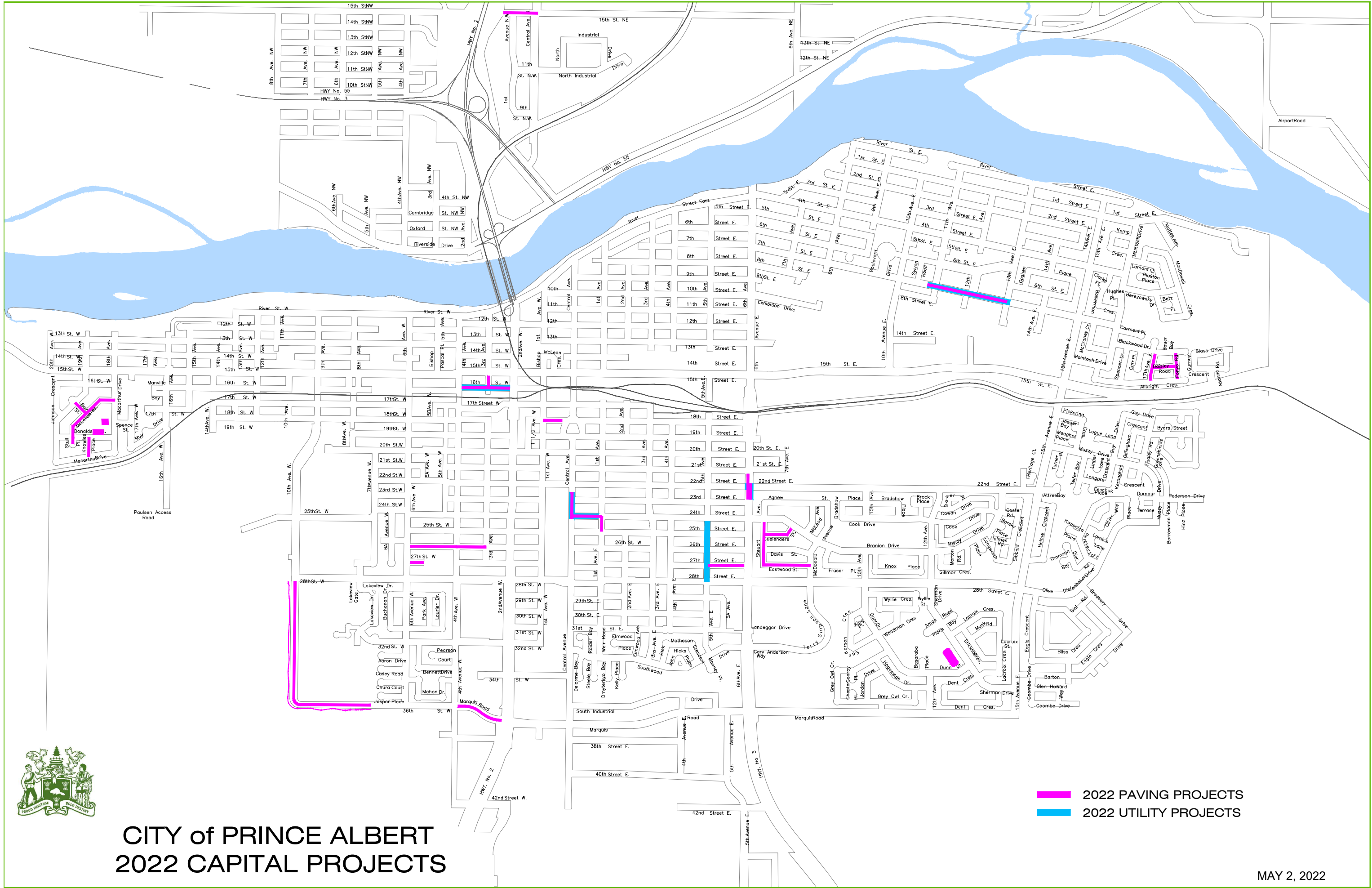
**YEAR 2022 - GENERAL FUND CAPITAL BUDGET - CAPITAL SPENDING**

	2022 BUDGET	2022 Spending YTD (Aug 8)	Variance YTD Spending to Budget (Aug 8)	FUNDING	Timelines
OTHER PROJECTS APPROVED BY COUNCIL MOTION	BUDGET	2022 Spending	Variance	FUNDING	Timelines
Commission of Artwork	\$123,000.00	\$95,000.00	(\$28,000.00)	That \$123,000 in support of the commission, including installation and unveiling in Scarrow Plaza, be allocated from the Public Art Reserve.  April 15, 2022: \$45,000 June 15, 2022: \$50,000 April 15, 2023: \$25,000 May 19, 2023: \$1,437 Total: \$121,437	September 1, 2022: Artist builds work and delivers to foundry. Sept. 1, 2022 – April 30, 2023: Foundry makes molds and casts bison robe first. Artist goes to foundry to hand paint moccasins. April 30, 2023: Foundry completes casting, patina, and welding. May 18, 2023: Foundry delivers work. Installation of Artwork. May 19, 2023: Unveiling of Artwork (Ceremony)
Installation of Steel Tables in Concession Area at Lakeland Ford Park	\$5,898.64	\$0.00	(\$5,898.64)	Prince Albert Slo-Pitch League Reserve	Confirmation has been provided as of July 29 that the tables are complete and ready for install. There had been delays in completing the powder coating process causing a 6-7 week delay over and above the manufacturing process. Tables will be delivered and installed mid-August.  City Council at its meeting of April 25, 2022 approved: "That the Installation of Steel Tables in the Concession Area at Lakeland Ford Park in the amount of \$5,898.64 funded from the Prince Albert Slo-Pitch League Reserve, be approved."

**YEAR 2022 - GENERAL FUND CAPITAL BUDGET - CAPITAL SPENDING**

	<b>2022 BUDGET</b>	<b>2022 Spending YTD (Aug 8)</b>	<b>Variance YTD Spending to Budget (Aug 8)</b>	<b>FUNDING</b>	<b>Timelines</b>
SGI Grant for Crosswalks				SGI Grant Funding - Traffic Safety Grant	Through SGI Grant Funding, crosswalk improvements at four locations. 6 Ave & 9 St E, 3 Ave. & 28 St. E, 10 Ave. W near the hospital and 15 Ave. E near Helme Cres will get new rectangular rapid flashing beacons. Equipment has been ordered and will be installed by the end of the construction season.
PADBID Reserve Fund – Security in PADBID Region (RPT 22-271)				Downtown Improvement Reserve	<u>City Council Motion of July 11, 2022:</u> "That the Prince Albert Downtown Business Improvement District be authorized to utilize \$33,601.92, from the Downtown Improvement Reserve in order to contract security services on a three (3) month term project."
<b>OTHER PROJECTS APPROVED BY COUNCIL MOTION</b>	<b>\$128,898.64</b>	<b>\$95,000.00</b>	<b>(\$33,898.64)</b>		

*(\$33,898.64)*



# CITY of PRINCE ALBERT 2022 CAPITAL PROJECTS

MAY 2, 2022

## 2022 ROADWAYS PAVING PROGRAM

8-Aug-22

STREET	FROM	TO	STATUS
6 Ave E	22 St E Intersection		Ongoing
18 St W	Central	1 Ave W	Completed
Steuart Ave	Branion Dr	Eastwood St	Not Started
Cuelenaere St	Steuart Ave	Branion Dr	Not Started
Eastwood Dr	Steuart Ave	McDonald Ave	Not Started
16 St W	2 Ave W	4 Ave W	Completed
3 Ave W	16 St W	15 St W	Completed
27 St E	5 Ave E	6 Ave E	Completed
Central Ave	22 St E	24 St E	Not Started
24 St E	Central Ave	1 Ave E	Completed
1 Ave E	24 St E	25 St E	Not Started
Bain St	MacArthur Dr	McLellan Crescent	Completed
McLellan Crescent	Donaldson St	MacArthur Dr	Completed
Stull Pl	Donaldson St	End	Completed
Knowles Pl	MacArthur Dr	Donaldson St	Completed
7 St E	11 Ave E	13 Ave E	Ongoing
26 St W	3 Ave W	6 Ave W	Ongoing
27 St W	5 Ave W	6 Ave W	Not Started
Daisley Rd	17 Ave E	Fonyo Rd	Completed
17 Ave E	Allbright Cres	Blackwood Dr	Completed
Fonyo Rd	Allbright Cres	Blackwood Dr	Completed
Marquis Rd W	2 Ave W	4 Ave W	Not Started
Marquis Rd W Extension	7 Ave W	28 St W	Completed
15 St NW	Hwy 2	Central N	Completed



2022 Roadways Paving Program			
Account #	Treatment	Street	2022 Spending YTD (August 8)
8-2-30715	Pavement Management System		\$14,875.52
8-2-30920	LIMP: 7th Street East	(5 - 6 Ave)	\$35.91
8-2-31135	Reconstruction & Concrete	6 AE (22SE Intersection)	\$12,741.67
8-2-31152	15th Street East	(1 - 6AE)	\$8,085.21
8-2-31160	Mill/Pave	Crescent Heights Grouping	\$7,618.92
8-2-31174	Reconstruction & Concrete	16 SW (2-4 AW)	\$50,547.27
8-2-31175	Reconstruction	5 AE (24-28 SE)	
8-2-31176	Mill/Pave	27 SE (5-6 AE)	\$2,435.60
8-2-31177	Reconstruction & Concrete	Central A (22-24 S)	
8-2-31178	Reconstruction & Concrete	24 SE (Cent-1 AE)	\$15,219.59
8-2-31179	Mill/Pave	1 AE (24-25 SE)	
8-2-31180	Mill/Pave	Westview Grouping	\$325,632.80
8-2-31181	Reconstruction & Concrete	7 SE (10-13 AE)	
8-2-31182	Reconstruction & Concrete	18 SW (Cent-1 AW)	\$102,489.69
8-2-31183	Mill/Pave	17 SW (9-12 AW)	
8-2-31184	Mill/Pave	26 SW (3-6 AW) / 27 SW (5-6 AW)	\$5,128.45
8-2-31185	Mill/Pave & Concrete	Riverview Grouping	\$9,242.19
8-2-31186	Reconstruction & Concrete	Marquis Rd Widening (2-4 AW)	\$679.77
8-2-31187	Reconstruction	15 SNW (Hwy2-Cent)	\$199,000.78
<b>TOTAL 2022 SPENDING - ROADWAYS PAVING PROGRAM</b>			<b>\$753,733.37</b>
<b>2022 ROADWAYS PAVING FUNDING</b>			<b>\$4,327,743.63</b>
<b>UNSPENT</b>			<b>(\$3,574,010.26)</b>

2022 Roadways Paving Program - Budget	\$4,100,000.00
C/F to Year 2022 from Year 2021	\$227,743.63
<b>Total Year 2022 Paving Budget</b>	<b>\$4,327,743.63</b>

2022 Roadways Paving Program

8/8/2022

YEAR 2022 - AIRPORT FUND CAPITAL BUDGET - CAPITAL SPENDING					
	2022 BUDGET	2022 Spending YTD (Aug 8)	Variance YTD Spending to Budget (Aug 8)	FUNDING	TIMELINES
<b>2022 Airport Fund Capital Projects</b>					
<b>AIRPORT IMPROVEMENT FUND</b>					
Automated Opener Gate #2 for Ambulance	\$9,000.00	\$0.00	(\$9,000.00)	50% Airport Improvement Fund 50% Community Airport Partnership	There is no Community Airport Partnership Funding for Year 2022, as such, the projects will not be proceeding.
Taxi B Overlay	\$15,000.00	\$0.00	(\$15,000.00)	50% Airport Improvement Fund 50% Community Airport Partnership	
<b>TOTAL AIRPORT IMPROVEMENT FUND</b>	<b>\$24,000.00</b>	<b>\$0.00</b>	<b>(\$24,000.00)</b>		
<b>PASSENGER FACILITY FEE FUNDING</b>					
New Terminal - Detailed Design	\$600,000	\$52,733.78	(\$547,266.22)	Passenger Facility Fee Reserve	Consultant has been selected. Design process initiated.
Runway 08 Threshold Concrete Repairs	\$16,000	\$0.00	(\$16,000.00)	Passenger Facility Fee Reserve	<b>Project is completed.</b>
Terminal Sidewalk Expansion	\$65,000	\$0.00	(\$65,000.00)	Passenger Facility Fee Reserve	The concrete has been poured, minor landscaping remains which will be completed by the Airport staffing.
<b>TOTAL PFF FUNDING</b>	<b>\$681,000.00</b>	<b>\$52,733.78</b>	<b>(\$628,266.22)</b>		

YEAR 2022 - AIRPORT FUND CAPITAL BUDGET - CAPITAL SPENDING					
	2022 BUDGET	2022 Spending YTD (Aug 8)	Variance YTD Spending to Budget (Aug 8)	FUNDING	TIMELINES
<b>EXTERNAL FUNDING</b>					
Apron II Rehabilitation and Expansion - Construction	\$3,500,000.00	\$0.00	(\$3,500,000.00)	External Funding to be identified	There is no external funding for these projects. Projects reviewed by the Airport Advisory Committee. Projects will not be proceeding.
Apron II Utilities - Construction	\$950,000.00	\$0.00	(\$950,000.00)	External Funding to be identified	
<b>TOTAL EXTERNAL FUNDING</b>	<b>\$4,450,000.00</b>	<b>\$0.00</b>	<b>(\$4,450,000.00)</b>		
<b>TOTAL 2022 AIRPORT CAPITAL</b>	<b>\$5,179,000.00</b>	<b>\$52,733.78</b>	<b>(\$5,126,266.22)</b>		

(\$5,126,266.22)

2021 C/F Airport Fund Capital Projects					
AIRPORT IMPROVEMENT FUND					
Airport - Emergency Generator	\$13,879.00	\$13,103.72	(\$775.28)	Airport Improvement Fund	Project is completed. Invoices to be processed.
Airport Maintenance Garage Renovation	\$109,174.86	\$139,412.34	\$30,237.48	Airport Improvement Fund	Project completed. Project is over-budget. City Council on July 12, 2021 awarded the engineering services to Rempel Engineering & Management Ltd. for an estimated \$29,500 plus applicable taxes. City Council on October 18, 2021 awarded the Construction for \$233,880.52, which included Provincial Sales Tax. That approval provided additional approval for \$13,380.52 over budget. The final costs are over-budget by the amount of \$16,856.96 as it was discovered conditions when the demolition found items like the existing electrical not meeting code and needing upgrades before the new system could be integrated and some plumbing that was not known of needed relocation. That overage is within a 10% contingency amount, as such, will need to be funded from the Airport Improvement Fund.

YEAR 2022 - AIRPORT FUND CAPITAL BUDGET - CAPITAL SPENDING					
	2022 BUDGET	2022 Spending YTD (Aug 8)	Variance YTD Spending to Budget (Aug 8)	FUNDING	TIMELINES
Airport - Street Signs	\$17,542.05	\$689.00	(\$16,853.05)	Airport Improvement Fund	This project will be completed by the Sign Shop. Signs ordered.
Apron II Rehabilitation and Expansion Design	\$129,894.91	\$0.00	(\$129,894.91)	Airport Improvement Fund	No construction funding approved.
Apron II Utilities - Design	\$50,000.00	\$0.00	(\$50,000.00)	Airport Improvement Fund	No construction funding approved.
Airport Utilities Map	\$20,000.00	\$0.00	(\$20,000.00)	Airport Improvement Fund	This project will be completed after the Airfield Electrical Rehabilitation project is complete to incorporate all the new cable locations.
Subdivision Survey	\$20,190.00	\$8,150.00	(\$12,040.00)	Airport Improvement Fund	Underway.
<b>TOTAL AIRPORT IMPROVEMENT FUND</b>	<b>\$360,680.82</b>	<b>\$161,355.06</b>	<b>(\$199,325.76)</b>		
<b>PASSENGER FACILITY FEE FUNDING</b>					
Safety / Customer Service Requirements	\$12,931.34	\$0.00	(\$12,931.34)	Passenger Facility Fee Reserve	Projects will be identified as it relates to Safety / Customer Service Requirements.
<b>TOTAL PFF FUNDING</b>	<b>\$12,931.34</b>	<b>\$0.00</b>	<b>(\$12,931.34)</b>		
<b>ACAP FUNDING - EXTERNAL</b>					
Replacement Runway Plow Truck, Plow and Sander	\$525,000.00	\$0.00	(\$525,000.00)	ACAP Funding	Ordered. Anticipate delivery end of December.
ACAP - Airfield Electrical Rehabilitation (Runway Lighting / Informational Signage)	\$3,143,114.00	\$1,793,787.08	(\$1,349,326.92)	ACAP Funding	ACAP Funding Approved. Anticipate project to be completed by end of September. Commissioning planned for August 19th.
<b>TOTAL ACAP FUNDING - EXTERNAL</b>	<b>\$3,668,114.00</b>	<b>\$1,793,787.08</b>	<b>(\$1,874,326.92)</b>		
<b>TOTAL 2021 C/F AIRPORT CAPITAL</b>	<b>\$4,041,726.16</b>	<b>\$1,955,142.14</b>	<b>(\$2,086,584.02)</b>		

(\$2,086,584.02)

<b>TOTAL AIRPORT CAPITAL SPENDING</b>	<b>\$9,220,726.16</b>	<b>\$2,007,875.92</b>	<b>(\$7,212,850.24)</b>		
---------------------------------------	-----------------------	-----------------------	-------------------------	--	--

(\$7,212,850.24)



**YEAR 2022 - SANITATION FUND CAPITAL BUDGET - CAPITAL SPENDING**

	<b>2022 BUDGET</b>	<b>2022 Spending YTD (Aug 8)</b>	<b>Variance YTD Spending to Budget (Aug 8)</b>	<b><u>FUNDING</u></b>	<b><u>Timelines</u></b>
<b>2022 SANITATION CAPITAL</b>					
<b>SANITATION IMPROVEMENT FUND</b>					
Long Term Debt Repayment - Landfill Expansion (Waste Cell Construction)	\$566,500.00	\$0.00	(\$566,500.00)	Sanitation Improvement Fund	Yearend entry for loan payment.
<b>TOTAL SANITATION IMPROVEMENT FUND</b>	<b>\$566,500.00</b>	<b>\$0.00</b>	<b>(\$566,500.00)</b>		
<b>TOTAL 2022 SANITATION CAPITAL</b>	<b>\$566,500.00</b>	<b>\$0.00</b>	<b>(\$566,500.00)</b>		
			<i>(\$566,500.00)</i>		
<b>2021 Carry Forward Capital Projects</b>					
<b>SANITATION IMPROVEMENT RESERVE</b>					
Landfill Expansion - Cell 2B Design and Project Services	\$163,866.39	<i>costs under review</i>	(\$163,866.39)	Sanitation Improvement Reserve	<b>Administration will be providing a project completion report including final costs to City Council in September.</b>
<b>TOTAL SANITATION IMPROVEMENT RES</b>	<b>\$163,866.39</b>	<b>\$0.00</b>	<b>(\$163,866.39)</b>		
<b>TOTAL 2021 C/F CAPITAL PROJECTS</b>	<b>\$163,866.39</b>	<b>\$0.00</b>	<b>(\$163,866.39)</b>		
			<i>(\$163,866.39)</i>		
<b>TOTAL 2022 CAPITAL SPENDING</b>	<b>\$730,366.39</b>	<b>\$0.00</b>	<b>(\$730,366.39)</b>		
			<i>(\$730,366.39)</i>		

YEAR 2022 - WATER & SEWER UTILITY FUND CAPITAL BUDGET - CAPITAL SPENDING					
	2022 BUDGET	2022 Spending YTD (Aug 9)	Variance YTD Spending to Budget (Aug 8)	FUNDING	TIMELINES
<b>2022 Water and Sewer Utility Capital Approved</b>					
<b>WATERWORKS IMPROVEMENT FUND</b>					
Watermain Replacement Program	\$1,400,000.00	\$514,591.93	(\$885,408.07)	Waterworks Improvement Fund	Projects underway. To be completed by end of October. See project listing for status.
Sanitary and Storm Sewer Replacement Program	\$750,000.00	\$553,188.92	(\$196,811.08)	Waterworks Improvement Fund	Projects underway. To be completed by end of October for excavation projects and December for realigning. See project listing for status.
Sewer Relining Work (funding in operating budget of \$350,000)					
Lead Service Replacement Program	\$150,000.00	\$0.00	(\$150,000.00)	Waterworks Improvement Fund	To be completed by end of October.
Fire Hydrant Replacement Program	\$100,000.00	\$57,127.59	(\$42,872.41)	Waterworks Improvement Fund	To be completed by end of October.
Fire Hydrant - Fire Protection	\$50,000.00	\$0.00	(\$50,000.00)	Waterworks Improvement Fund	To be completed by end of October
Former Raw Water Pump House Decommission	\$170,000.00		(\$170,000.00)	Waterworks Improvement Fund	To be completed by December.
WTP PLC and SCADA System Upgrades	\$395,000.00	\$153,794.55	(\$241,205.45)	Waterworks Improvement Fund	Project underway, scheduled to be completed in December 2022.
<b>TOTAL WATER UTILITY RESERVE</b>	<b>\$3,015,000.00</b>	<b>\$1,278,702.99</b>	<b>(\$1,736,297.01)</b>		
			<i>(\$1,736,297.01)</i>		

YEAR 2022 - WATER & SEWER UTILITY FUND CAPITAL BUDGET - CAPITAL SPENDING					
	2022 BUDGET	2022 Spending YTD (Aug 9)	Variance YTD Spending to Budget (Aug 8)	FUNDING	TIMELINES
<b>DEBT FINANCING</b>					
Detailed Design of Waste Water Treatment Plant - Year 2	\$1,300,000.00	\$37,304.58	(\$1,262,695.42)	Debt Financing	Nereda Pilot Study is finished. Design is at 58% complete.
<b>TOTAL DEBT FINANCING</b>	<b>\$1,300,000.00</b>	<b>\$37,304.58</b>	<b>(\$1,262,695.42)</b>		
<b>TOTAL 2021 UTILITY CAPITAL</b>	<b>\$4,315,000.00</b>	<b>\$1,316,007.57</b>	<b>(\$2,998,992.43)</b>		
			(\$2,998,992.43)		
<b>TOTAL 2022 UTILITY CAPITAL BUDGET</b>	<b>\$6,037,600.00</b>	<b>\$1,316,007.57</b>	<b>(\$4,721,592.43)</b>		
			(\$4,721,592.43)		
<b>2021 CARRY FORWARD CAPITAL PROJECTS</b>					
<b>WATERWORKS IMPROVEMENT FUND</b>					
Watermain Replacement Program	\$35,954.62	\$35,954.62	\$0.00	Waterworks Improvement Fund	<b>2021 Carry Forward Funds Spent.</b>
Sanitary and Storm Sewer Replacement Program	\$84,701.45	\$84,701.45	\$0.00	Waterworks Improvement Fund	<b>2021 Carry Forward Funds Spent.</b>
Lead Service Replacement Program	\$51,750.80	\$50,844.27	(\$906.53)	Waterworks Improvement Fund	To be completed by end of October.
Filter to Waste Isolation	\$23,708.74	\$0.00	(\$23,708.74)	Waterworks Improvement Fund	Old Raw Water pump house must be de-commissioned prior to work being conducted. City crews may not have time to compete until 2023.
<b>TOTAL WATER UTILITY RESERVE</b>	<b>\$196,115.61</b>	<b>\$171,500.34</b>	<b>(\$24,615.27)</b>		

YEAR 2022 - WATER & SEWER UTILITY FUND CAPITAL BUDGET - CAPITAL SPENDING					
	2022 BUDGET	2022 Spending YTD (Aug 9)	Variance YTD Spending to Budget (Aug 8)	FUNDING	TIMELINES
<b>NEW RAW WATER PUMP HOUSE</b>					
New Raw Water Pump House	\$2,808,927.00	\$1,961,261.54	(\$847,665.46)	City's Borrowing of Funds	Construction commenced November 2020. Estimated facility turnover to the City is September 2022.
<b>NEW WATER PUMP HOUSE</b>	<b>\$2,808,927.00</b>	<b>\$1,961,261.54</b>	<b>(\$847,665.46)</b>		
			(\$847,665.46)		
<b>DEBT FINANCING</b>					
Waste Water Treatment Plant - Detailed Design Year 1	\$394,797.28	\$394,797.28	\$0.00	Debt Financing	Carry Forward funds fully spent.
<b>TOTAL DEBT FINANCING</b>	<b>\$394,797.28</b>	<b>\$394,797.28</b>	<b>\$0.00</b>		
<b>TOTAL 2021 C/F CAPITAL PROJECTS</b>	<b>\$3,399,839.89</b>	<b>\$2,527,559.16</b>	<b>(\$872,280.73)</b>		
			(\$872,280.73)		
<b>TOTAL 2022 WATER &amp; SEWER UTILITY CAPITAL</b>	<b>\$9,437,439.89</b>	<b>\$3,843,566.73</b>	<b>(\$5,593,873.16)</b>		

(\$5,593,873.16)



<b>2022 Watermain Replacement Projects</b>			
<b>Account #</b>	<b>Treatment</b>	<b>GP Description</b>	<b>2022 YTD SPENDING</b>
8-2-40285	Watermain Replacement	6 AE Water (22-23 SE) - Water	\$116,546.91
8-2-40293	Watermain Replacement	16 SW (2-4 AW) - Water	\$229,499.22
8-2-40294	Watermain Replacement	17 SW (10 AW) - Water	
8-2-40295	Watermain Replacement	Central A (22-24 S) - Water	\$9,060.87
8-2-40296	Watermain Replacement	24 SE (Cent-1 AE) - Water	\$102,371.33
8-2-40297	Watermain Replacement	7 SE (11-13 AE) - Water	
8-2-40298	Watermain Replacement	Little Red Extension - Water	\$88,815.06
8-2-40242		10TH ST E (CENTRAL - 1 AVE E)	\$80.89
8-2-40283		12 SE WATER (4-6 AE)	\$473.79
8-2-40286		20 SW WATER (8-9 AW)	\$3,698.48
		TOTAL SPENDING	\$550,546.55
		TOTAL BUDGET	\$1,435,954.62
		<b>UNSPENT</b>	<b>(\$885,408.07)</b>
<b>2022 Sewermain Replacement Projects</b>			
8-2-40284	Sanitarymain Replacement	6 AE Sewer (22-23 SE) - Sanitary	\$72,422.38
8-2-40299	Stormmain New	Central A (22-24 S) - Storm	\$20,807.80
8-2-40300	Sanitarymain New	5 AE (24-28 SE) - Sanitary	
8-2-40301	Stormmain Replacement	18 AW (13 SE - Outfall) - Storm	
8-2-40302	Stormmain New	3 ANW - Outfall Construction - Storm	
8-2-40303	Storm/Sanitary Repair	16 AW (2-4) - Storm/San	\$25,290.84
8-2-40282		1AW Sewer (17-18 SE)	\$1,288.35
8-2-49010	Sewer Relining		\$518,081.00
		TOTAL SPENDING	\$637,890.37
		TOTAL BUDGET	\$834,701.45
		<b>UNSPENT</b>	<b>(\$196,811.08)</b>

**BUDGET**

2022	Watermain Replacement Budget	\$1,400,000.00
2021	C/F from Year 2021	\$35,954.62
	<b>TOTAL WATERMAIN BUDGET</b>	<b>\$1,435,954.62</b>

**BUDGET**

2022	Sewermain Replacement Budget	\$750,000.00
2021	C/F from Year 2021	\$84,701.45
	<b>TOTAL SEWERMAIN BUDGET</b>	<b>\$834,701.45</b>

## 2022 Utility Replacement Projects

Fund	Treatment	GP Description	Status
Utility	Sanitarymain Replacement	6 AE Sewer (22-23 SE) - Sanitary	Ongoing
Utility	Watermain Replacement	6 AE Water (22-23 SE) - Water	Ongoing
<b>Utility</b>	<b>Watermain Replacement</b>	<b>16 SW (2-4 AW) - Water</b>	<b>Complete</b>
Utility	Watermain Replacement	Central A (22-24 S) - Water	Not Started
<b>Utility</b>	<b>Watermain Replacement</b>	<b>24 SE (Cent-1 AE) - Water</b>	<b>Complete</b>
Utility	Watermain Replacement	7 SE (11-13 AE) - Water	Ongoing
Utility	Watermain Replacement	Little Red Extension - Water	Not Started
Utility	Stormmain New	Central A (22-24 S) - Storm	Not Started
Utility	Sanitarymain New	5 AE (24-28 SE) - Sanitary	Not Started
Utility	Stormmain Replacement	18 AW (13 SE - Outfall) - Storm	Not Started
Utility	Stormmain New	3 ANW - Outfall Construction - Storm	Not Started



**TITLE:** 15th Street Parking Removal (Update)

**DATE:** August 9, 2022

**TO:** Executive Committee

**PUBLIC:** X

**INCAMERA:**

---

**RECOMMENDATION:**

That the recommendation for the removal of all on-street parking, including 14 metered parking stalls and an unloading zone on 15<sup>th</sup> Street between 1<sup>st</sup> Avenue West and 1<sup>st</sup> Avenue East be approved.

**TOPIC & PURPOSE:**

The purpose of this report is to bring forward a plan to improve traffic flow and safety along 15<sup>th</sup> Street between 2<sup>nd</sup> Avenue West and 1<sup>st</sup> Avenue East in coordination with the Transportation Master Plan.

**BACKGROUND:**

In 2015, the Sears location on the southeast corner of the Gateway Mall was a large pedestrian generating department store that saw thousands of people on a yearly basis. In 2015, the 12 metered parking stalls in front of the store entrance on 15<sup>th</sup> Street West earned \$11,295.25 in revenue which is in excess of 9000 hours of parking. In 2017, Sears closed its doors which significantly reduced the need for nearby parking stalls. From January 2021 – June 2022 (18 months) the parking meters earned just \$57.75 or 46 hours of parking (0.5% of the 2015 total). Maintenance, upkeep and retrieval of money from the parking meters at these locations are no longer justified from an operations stand point. The chart below shows the revenue of the 12 metered parking stalls between 2013 and 2022. The average metered stall earned \$880 per year between 2013 and 2017.

Year	Revenue (\$)
2013	10,907
2014	13,435
2015	11,295
2016	8,644
2017	8,468
2018	1,553
2019	204
2020	56
2021/22	58

As the average daily traffic counts rose to nearly 29,000 in some sections along the 15<sup>th</sup> Street corridor the decision was made to add a 3<sup>rd</sup> lane heading eastbound and west bound between 1<sup>st</sup> Avenue East and 6<sup>th</sup> Avenue East in 2021. This was done in accordance to the Transportation Master Plan (2017). The added lanes have worked to reduce traffic congestion and travel times throughout the corridor. However, this left the roadway section of 15<sup>th</sup> Street between 2<sup>nd</sup> Avenue West and 1<sup>st</sup> Avenue East with 2 lanes which creates a traffic bottleneck.

15<sup>th</sup> Street is the busiest east-west travelling arterial roadway in Prince Albert. Its primary function is to transport motorists throughout the City efficiently. Removal of the existing on-street parking will allow for the possibility to add a 3<sup>rd</sup> traffic lane to increase capacity of the roadway and reduce congestion during periods of heavy traffic flow. It is particularly important to reduce congestion in this section of roadway as the Prince Albert Police Service and Prince Albert Fire Department are located there. Consultation with the Prince Albert Fire Department confirmed that the change is welcome and they believe it could improve emergency response times during peak traffic flow.

#### **PROPOSED APPROACH AND RATIONALE:**

To further improve lane continuity and roadway capacity heading westbound along 15<sup>th</sup> Street between 2<sup>nd</sup> Avenue West and 1<sup>st</sup> Avenue East, a 3<sup>rd</sup> lane can potentially be added. This would require the removal of 12 metered parking stalls in front of the Gateway Mall, as well as 3 parking spots in front of the YWCA – Our House Branch. (*Proposed changes shown in Attachment 1 - 15<sup>th</sup> Street Proposed Lane + Parking Changes*).

The recommendation would also require the removal of 2 metered parking stalls in front of the Gem Denture Clinic. These parking meters were used for 525 hours between January 1, 2021 and June 30, 2022. This equates to \$656.10 of revenue over that period. It should be noted that the business has a metered parking lot directly adjacent to them which clients already use. (*Shown in Attachment 2 - Gem Denture Clinic Parking*).

Lastly, the approach would seek to remove the various parking and unloading zones heading



eastbound on 15<sup>th</sup> Street between 1<sup>st</sup> Avenue West and 1<sup>st</sup> Avenue East. This would allow for the addition of a 3<sup>rd</sup> driving lane to enhance traffic flow and roadway capacity in the corridor. These parking and unloading zones were confirmed to be under-utilized through consultation with the Prince Albert Police Service.

Existing on-street parking will remain on the eastbound section of 15<sup>th</sup> Street between 2<sup>nd</sup> Avenue West and 1<sup>st</sup> Avenue East as it is a frequently used parking zone for many nearby businesses.

### **CONSULTATIONS:**

The YWCA Our House Branch was consulted and determined that the 15<sup>th</sup> Street parking is used on occasion. However, the organization generally parks in the back parking lot and sees no problems in removing the on-street parking.

The Prince Albert Fire Department was consulted and specified that the changes are welcome and may even improve emergency service response due to reduced traffic backups at nearby traffic signals.

Gem Denture Clinic was consulted and stated that the two stalls in front of the building are the closest to their entrance and are generally the first two parking spots in use. After these stalls are filled the metered parking lot directly west of the business is used. They were not in full support of removing the 2 on-street parking stalls. However, administration believes that the removal of these metered parking stalls will assist in improving 15<sup>th</sup> Street traffic flow and increase the usage of the existing metered parking lot. (*Shown in Attachment 2 - Gem Denture Clinic Parking*).

The Prince Albert Police Service was consulted and they determined that they can continue to operate with no problems if the on-street parking on 15<sup>th</sup> Street was removed. The addition of the 10<sup>th</sup> Street East Police Precinct has reduced the need for on-street parking on 15<sup>th</sup> Street West.

The Gateway Mall was consulted and determined that they were not in favor of removing the 12 metered parking stalls along 15<sup>th</sup> Street near the old Sear's location. A letter from Gateway Mall management is attached to this report (Attachment 3 – Gateway Mall Letter). It is administrations belief that the 46 metered parking stalls on Central Avenue, Bishop McLean Crescent and in the metered parking lot near Gem Denture Clinic within 150m of the buildings doors are adequate for this location. It should also be considered that the metered parking stalls in this section require motorists to open their driver side door into heavy traffic when entering or leaving their vehicle.

### **COMMUNICATION AND/OR ANNOUNCEMENT PLAN:**

If the recommendation to remove the on-street parking stalls on 15<sup>th</sup> Street is approved the Department of Public Works will work with the Communications Department to draft a media

release to alert residents of the changes.

**FINANCIAL IMPLICATIONS:**

Removing the 12 metered parking stalls in front of the former Sears location and the 2 metered parking stalls in front of Gem Denture Clinic would see no reduction in revenue. It is administrations belief that residents will alternatively use the other nearby metered parking stalls on Bishop McLean Crescent, Central Avenue and the metered parking lot adjacent to the Gem Denture Clinic.

The City will see cost savings in reduced maintenance, upkeep and coin collection operations along 15<sup>th</sup> Street.

**OTHER CONSIDERATIONS/IMPLICATIONS:**

There are no options to recommendation, privacy or policy implications.

**STRATEGIC PLAN:**

This report supports the long-term strategy to reduce emergency services response time. This report also supports the long-term strategy to improve traffic flow within the City.

**OFFICIAL COMMUNITY PLAN:**

This report supports the long-term Transportation Master Plan (2017) recommendation to modify 15<sup>th</sup> Street to 6-lanes between 2<sup>nd</sup> Avenue West and 10<sup>th</sup> Avenue East.

**PUBLIC NOTICE:**

Public Notice pursuant to the Public Notice Bylaw No. 24 of 2015 is not required.

**PRESENTATION: Verbal Presentation by Evan Hastings, Transportation and Traffic Manager.**

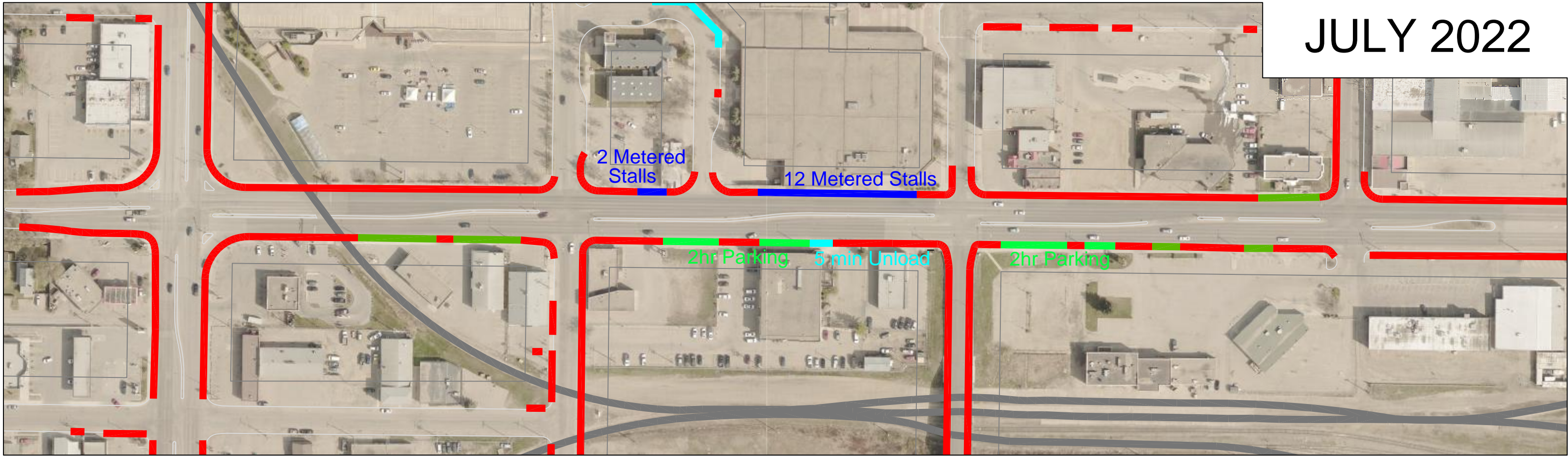
**ATTACHMENTS:**

1. Attachment 1 - 15th Street Proposed Lane + Parking Changes
2. Attachment 2 - Gem Denture Clinic Parking
3. Attachment 3 - Gateway Mall Letter

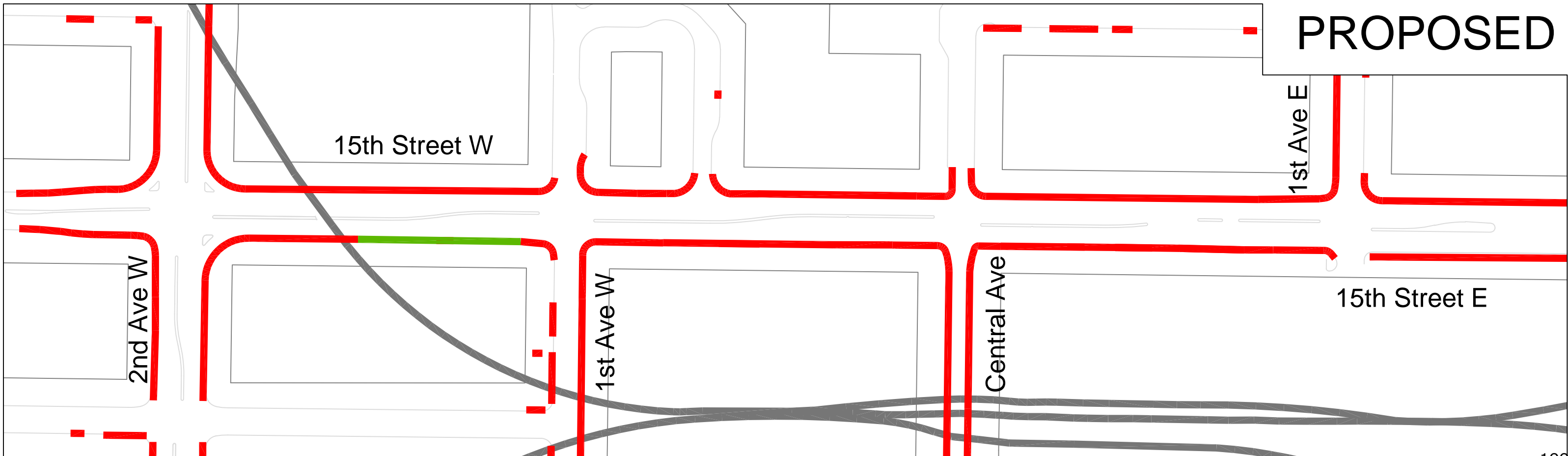
Written by: Evan Hastings, Transportation and Traffic Manager

Approved by: Director of Public Works & City Manager

JULY 2022



PROPOSED











Intelligent  
Real Estate  
Solutions



Avison Young  
Sharon Faul

T 306-922-0658  
F 306-922-6554

avisonyoung.com

August 4, 2022

City of Prince Albert  
1084 Central Avenue  
Prince Albert, SK S6V 7P3



**RE: RPT 22-280 – 15<sup>th</sup> Street Parking Removal**

Att: Mayor and Councilors

After meeting with Councilor Kilmer and speaking with Evan Hastings, it was suggested that I send a letter to the City Clerk to be included with the agenda, as I am not available to attend the next Council Meeting on Monday, August 8, 2022 to speak to this.

A recommendation for the above noted is currently before city council. At this time, I would like to bring to your attention that the largest number of stalls (12 out of 14) considered for removal are located directly outside a portion of the mall's property along 15<sup>th</sup> Street where there is already limited parking. The mall is the largest commercial property impacted by this recommendation. I would also like to note that Gateway Mall was not included in any consultation process for this recommendation. In reading the report, I understand the need for the city to be fiscally responsible and based on the current under utilization of 12 of these stalls, that the recommendation from the transportation department would be for removal. However, if the mall had been consulted, we could have made council aware of the serious negative impact this will have on future leasing in that portion of the property in an already challenging economy. With the mayor having come from a real estate background as the previous mall manager, the impact of this recommendation should be very clear.

As the current General Manager and on behalf of the ownership and leasing groups, we respectfully ask that you delay finalizing this recommendation and to consider if there are any other options available, so as not to seriously and negatively impact the viability of Gateway Mall's operations.

Kindest regards,

Sharon Faul, General Manager  
Gateway Mall

1403 Central Avenue  
Prince Albert, SK  
S6V 7J4

**TITLE:** Naming of City Park Spaces

**DATE:** August 9, 2022

**TO:** Executive Committee

**PUBLIC:** X

**INCAMERA:**

---

**RECOMMENDATION:**

That the Naming of City Park Spaces as identified on the Map attached to RPT 22-317 be approved.

**TOPIC & PURPOSE:**

The purpose of the report is to recommend the Naming of City Park Spaces for consideration at the August 15<sup>th</sup>, 2022 Executive Committee meeting.

**BACKGROUND:**

The City commenced a review in 2021 to identify available Park Spaces for Naming in Prince Albert to recognize local Veterans and Elected Officials for their contributions.

The names were prioritized utilizing the City's Street Naming List as approved by City Council and through consultation with the local Legion, ANAVETS and Prince Albert Grand Council.

**PROPOSED APPROACH AND RATIONALE:**

As a result of the review there were 16 locations identified for consideration including:

1. Park Space located on the North side of River Street from 13th Avenue East to the easterly end of River Street East.
2. Park space located on the North side of River Street approximately from 10th Avenue East to 13th Avenue East.
3. Park Space located on the North side of River Street from approximately 8th Avenue

East to 10th Avenue East.

4. Park space on the North side of River Street approximately from the Diefenbaker Bridge to 8th Avenue West.
5. Park Space on the North side of River Street approximately from 13th Avenue West to the most westerly end of the City limits.
6. Park Space adjacent to the Crescent Heights Community Club, Cook Drive & Agnew Avenue.
7. Park Space adjacent to the Midtown Community Club, 6th Avenue East & 8th Street East.
8. Neighbourhood Park located on Agnew Street.
9. Neighbourhood Park located on Davis Street.
10. Neighbourhood Park adjacent to Longworth Place.
11. Neighbourhood Park located on Hogeweide Drive.
12. Neighbourhood Park located on Erickson Crescent.
13. Neighbourhood Park located on Dent Crescent.
14. Neighbourhood Park on Muzzy Drive.
15. Neighbourhood Park adjacent to Barton Drive & Coombe Drive.
16. Neighbourhood Park adjacent to Southwood Drive.

Through the discussions with the Royal Canadian Legion and the ANAVETS the organizations identified that they are supportive of using the Nine Veteran's Names from the priority list of Street Names for Park Naming as follows:

- Thomas Settee
- Edwin Laird
- Amy Meadows
- Loyd Smith
- Albert Gosselin

- John Hall
- Nelson
- George Sutherland
- Glenn Martin

The Mayor's Office also consulted with the Prince Albert Grand Council and provided three names to be included for Park Naming purposes:

- Steven Ross
- Emile Highway
- Norman Henderson

The following Park locations and assigned names are included on the attached map following consultation by the Mayor's Office and summarized as follows:

- Park Space located on the North side of River Street from 13<sup>th</sup> Avenue East to the easterly end of River Street East – Eldon Lautermilch (Elected Official).
- Park Space located on the North side of River Street from 10<sup>th</sup> Avenue East to 13<sup>th</sup> Avenue East – Don Cody (Elected Official).
- Park space located on the North side of River Street approximately from 8<sup>th</sup> Avenue East to 10<sup>th</sup> Avenue East – Steven Ross (First Nations Veteran).
- Park space on the North side of River Street approximately from the Diefenbaker Bridge to 8<sup>th</sup> Avenue West – Emile Highway (First Nations Veteran).
- Park Space on the North side of River Street approximately from 13<sup>th</sup> Avenue West to the most westerly end of the City limits – Norman Henderson (First Nations Veteran).
- Park Space adjacent to the Crescent Heights Community Club, Cook Drive & Agnew Avenue – Thomas Settee (First Nations Veteran).
- Park Space adjacent to the Midtown Community Club, 6<sup>th</sup> Avenue East & 8<sup>th</sup> Street East – Lee Atkinson (Elected Official).
- Neighbourhood Park on Muzzy Drive – Edwin E. Laird (Veteran).



- Neighbourhood Park adjacent to Barton Drive & Coombe Drive – John Hall (Veteran).
- Neighbourhood Park adjacent to Southwood Drive – Myron Kowalsky (Elected Official).
- Neighbourhood Park on Agnew Street – George Sutherland (Veteran).
- Neighbourhood Park on Davis Street – Glenn Martin (Veteran).
- Neighbourhood Park on Dent Crescent – Loyd Smith (Veteran).
- Neighbourhood Park on Erickson Crescent – Albert E. Gosselin (Veteran).
- Neighbourhood Park on Hogeweide Drive – Amy Meadows (Veteran).
- Neighbourhood Park on Longworth Place – Nelson (Veteran).

As a result of the consultation that was completed, the report is submitted for approval at the August 15<sup>th</sup>, 2022 Executive Committee meeting.

#### **CONSULTATIONS:**

Consultations have included the following:

- Mayor's Office
- Prince Albert Grand Council
- Royal Canadian Legion & ANAVETS
- Veteran's or their respective families

#### **COMMUNICATION AND/OR ANNOUNCEMENT PLAN:**

Upon approval of the recommended Park Naming Map the appropriate follow up will be completed with the partnering organizations and families for the official announcement.

There is also an opportunity to include a background profile for each of the Veterans and Elected Officials being recognized at each park location. This information could be directly available at the park locations and/or included on the City's website for recognition purposes.

Some samples for signage will also be developed for consideration by the Mayor's office to identify each park location. For example, the signs for the Park Locations named in recognition of a Veteran can include a Poppy within the design of the sign.

**POLICY IMPLICATIONS:**

Naming Rights & Sponsorship Policy

**OTHER CONSIDERATIONS/IMPLICATIONS:**

There are no privacy, or Official Community Plan implications or further options for consideration.

**PUBLIC NOTICE:**

Public Notice pursuant to the Public Notice Bylaw No. 24 of 2015 is not required.

**PRESENTATION: Verbal - Jody Boulet, Director of Community Services****ATTACHMENTS:**

1. City Park Naming Map
2. Naming Rights & Sponsorship Policy

Written by: Jody Boulet, Director of Community Services

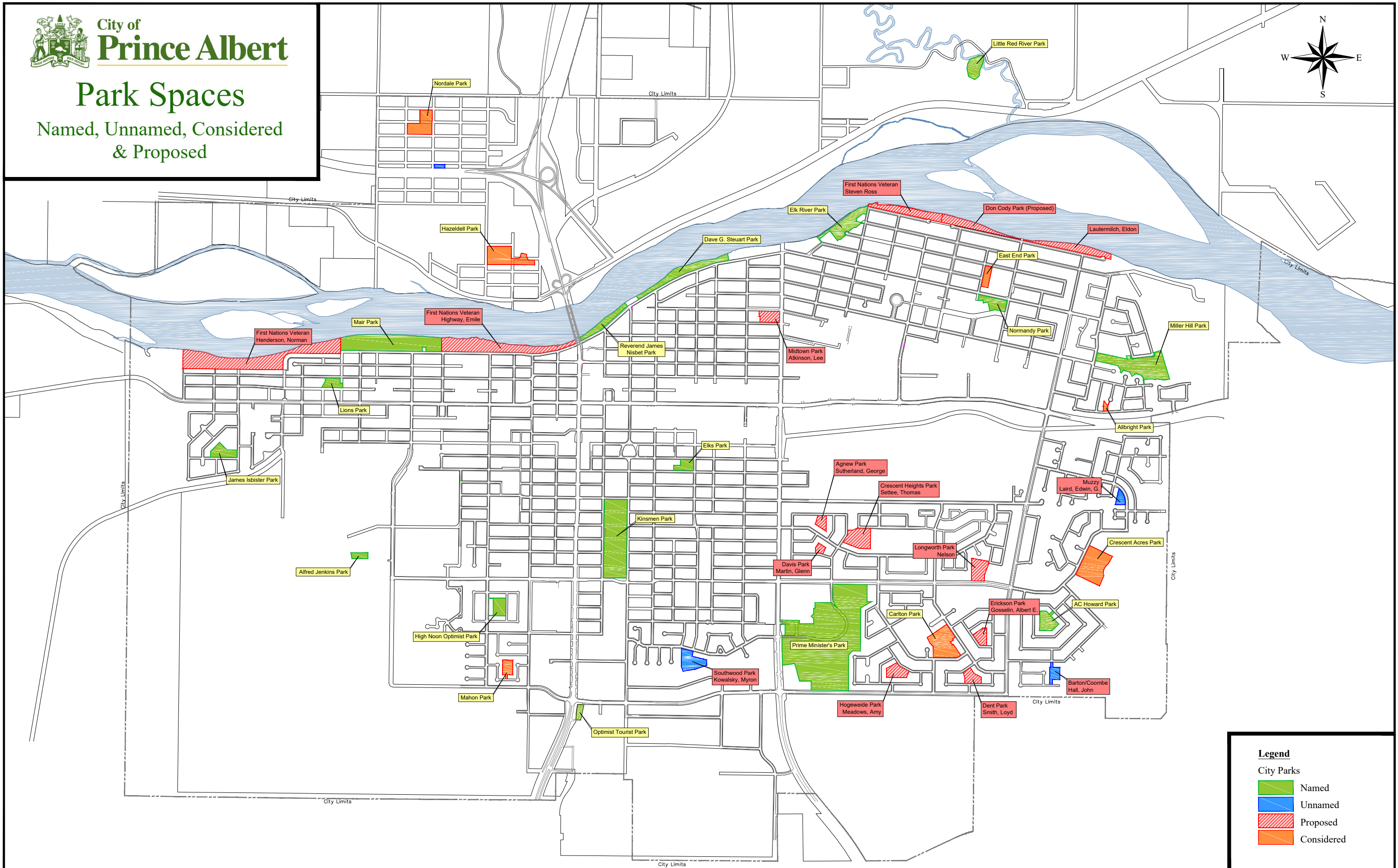

Approved by: City Manager



City of **Prince Albert**

# Park Spaces

Named, Unnamed, Considered  
& Proposed



**Legend**

City Parks

- Named
- Unnamed
- Proposed
- Considered

<b>City of Prince Albert Statement of POLICY and PROCEDURE</b>			
Department:	Community Services	Policy No.	<b>71</b>
Section:	Community Services	Issued:	April 13, 2015
Subject:	<b>NAMING RIGHTS &amp; SPONSORSHIP POLICY</b>	Effective:	April 13, 2015
Council Resolution # and Date:	Council Resolution No. 0195 of April 13, 2015	Page:	Page 1 of 11
		Replaces:	
Issued by:	Renee Horn, Executive Assistant	Dated:	
Approved by:	Jody Boulet, Director of Community Services		

## **1 POLICY**

- 1.01** To provide guidelines and procedures for the naming and re-naming of City Parks and Facilities on City owned property.
- 1.02** To provide guidelines which facilitate and support opportunities for entering into sponsorship agreements for City owned and Civic partner controlled assets for the purpose of enhancing financial sustainability.

## **2 PURPOSE**

- 2.01** To name City Parks and Facilities in a manner which ensures a consistent approach to soliciting, managing and reporting on naming rights and sponsorship agreements.
- 2.02** To provide guidance to those that have an interest in the naming and sponsoring of civic properties.
- 2.03** To provide a means of generating new revenues and alternative resources to assist in the construction, support and/or provision of City of Prince Albert Facilities.
- 2.04** To protect the reputation, integrity and aesthetic standards of the City of Prince Albert and its assets.

## **3 SCOPE**

- 3.01** This Statement of Policy and Procedure applies to the City of Prince Albert.
- 3.02** Only corporate and individual naming rights and sponsorship agreements are covered by this Policy. The process for naming of streets is covered in the Street Naming Policy dated June 24, 2013.
- 3.03** Naming rights arrangements that pre-date this Policy are not subject to its terms.



<b>City of Prince Albert Statement of POLICY and PROCEDURE</b>			
Department:	Community Services	Policy No.	<b>71</b>
Section:	Community Services	Issued:	April 13, 2015
Subject:	<b>NAMING RIGHTS &amp; SPONSORSHIP POLICY</b>	Effective:	April 13, 2015
Council Resolution # and Date:	Council Resolution No. 0195 of April 13, 2015	Page:	Page 2 of 11
		Replaces:	
Issued by:	Renee Horn, Executive Assistant	Dated:	
Approved by:	Jody Boulet, Director of Community Services		

## **4 RESPONSIBILITY**

### **4.01 City Council:**

- (a) Approval of the policy and all amendments.
- (b) Approval of all Naming Rights Agreements.
- (c) Approval of all sponsorship agreements. Mayor and City Clerk to execute all sponsorship agreements on behalf of the City of Prince Albert.
- (d) Approval of an Inventory Valuation of Assets to be developed by Administration before sponsors are approached or Agreements made.

### **4.02 Director of Community Services or Designate:**

- (a) Assess all proposals to confirm date and duration, sponsor contribution, market value assessment of the contribution and appropriate recognition.
- (b) Compare proposals to ensure consistency between sponsor agreements.
- (c) Ensure the process for tracking and reporting all sponsorship agreements is developed.
- (d) Direct resources to develop and manage an Inventory Valuation of Assets available for sponsorship consideration.
- (e) Seek concept approval from City Council prior to initiating negotiations with a potential sponsor for those projects that may be sensitive in nature or that include naming rights.
- (f) Director of Community Services will work with the City Solicitor in developing consistent conditions for the naming rights & sponsor agreements.
- (g) Prepare recommendations to City Council in accordance with the policy.

## **5 DEFINITIONS**

### **5.01 In this Policy:**

- (a) THE CITY – means the City of Prince Albert, its departments and staff.

<b>City of Prince Albert Statement of POLICY and PROCEDURE</b>			
Department:	Community Services	Policy No.	<b>71</b>
Section:	Community Services	Issued:	April 13, 2015
Subject:	<b>NAMING RIGHTS &amp; SPONSORSHIP POLICY</b>	Effective:	April 13, 2015
Council Resolution # and Date:	Council Resolution No. 0195 of April 13, 2015	Page:	Page 3 of 11
		Replaces:	
Issued by:	Renee Horn, Executive Assistant	Dated:	
Approved by:	Jody Boulet, Director of Community Services		

- (b) CITY PARKS – are owned and managed by the City, used for public recreation purposes and shall include developed and undeveloped park areas and open spaces, trails, greenways and plazas.
- (c) CITY FACILITIES – are City owned facilities used to conduct City business and where the general public gathers for social, recreation, cultural and other related purposes. It shall include individual rooms, spaces and features within buildings such as ice pads, soccer fields, gymnasiums; and amenities within parks and open spaces such as picnic shelters, sport fields, bandstands, playgrounds, garden areas, etc.
- (d) CORPORATE NAMING RIGHTS – means a mutually beneficial business arrangement wherein an organization provides goods, services or financial support to the City in return for access to the commercial and/or marketing potential associated with the public display of the organization’s name on a City property for a fixed period.
- (e) DONATIONS – are cash or in-kind contributions which provide assistance to the City. Donations do not constitute a business relationship since no reciprocal consideration is sought. Donations over \$10.00 generally qualify for a tax receipt.
- (f) HONOURIFIC or COMMEMORATIVE NAMING means the naming of City property without return consideration. It is bestowed by the City to recognize the service, commitment or other type of contribution by an individual, group or organization.
- (g) INDIVIDUAL NAMING RIGHTS means the naming of City property in return for a financial or in-kind contribution from an individual or their estate. Typically, such support is given to enhance the community and to help sustain the property in question for a negotiated period of time.
- (h) SPONSORSHIP is a mutually beneficial business arrangement wherein an external party (individual, company, organization or enterprise), whether for profit or otherwise, provides cash and/or in-kind services to the City in return for commercial advantage. This payback may take the

<b>City of Prince Albert Statement of POLICY and PROCEDURE</b>			
Department:	Community Services	Policy No.	<b>71</b>
Section:	Community Services	Issued:	April 13, 2015
Subject:	<b>NAMING RIGHTS &amp; SPONSORSHIP POLICY</b>	Effective:	April 13, 2015
Council Resolution # and Date:	Council Resolution No. 0195 of April 13, 2015	Page:	Page 4 of 11
		Replaces:	
Issued by:	Renee Horn, Executive Assistant	Dated:	
Approved by:	Jody Boulet, Director of Community Services		

form of recognition, acknowledgement, promotional consideration, merchandising opportunities, etc. Because of these marketing benefits, a sponsorship does not qualify for a tax receipt.

- (i) DIRECTOR – means the Director of Community Services or Designate.
- (j) CIVIC PARTNER – An arms-length, not-for-profit organization that has a formal and legal relationship to provide services, programs and/or manage and care for City assets in conjunction with, or on behalf of the City of Prince Albert.
- (k) VALUE IN-KIND – A sponsorship received in the form of goods and/or services rather than cash.
- (l) VALUE ASSESSMENT – A determination of the value that a sponsor will receive as a purchaser of specific naming rights and/or sponsorship and may include tangible and intangible benefits.
- (m) ASSET ANALYSIS – A comprehensive review of an asset’s overall value as it relates to sponsorship or naming opportunities.

## **6 REFERENCES and RELATED STATEMENTS of POLICY and PROCEDURE**

**6.01** Street Naming Policy dated June 24, 2013 – Council Resolution No. 0523.

**6.02** Tax Deductible Donation Policy and Procedure dated November 13, 2007 – Council Resolution No. 0783.

## **7 CRITERIA**

### **7.01 Individual/Organization Naming Rights**

The following criteria shall be used in evaluating the merit of each City Park and Facility naming request. There are four potential sources of names for Parks and

<b>City of Prince Albert Statement of POLICY and PROCEDURE</b>			
Department:	Community Services	Policy No.	<b>71</b>
Section:	Community Services	Issued:	April 13, 2015
Subject:	<b>NAMING RIGHTS &amp; SPONSORSHIP POLICY</b>	Effective:	April 13, 2015
Council Resolution # and Date:	Council Resolution No. 0195 of April 13, 2015	Page:	Page 5 of 11
		Replaces:	
Issued by:	Renee Horn, Executive Assistant	Dated:	
Approved by:	Jody Boulet, Director of Community Services		

Facilities as outlined below. Generally, it is preferred that the name reflects the location or a historic factor. When there is no predominant location or historic factor, under special circumstances, other naming sources may be considered.

- (a) The name could reflect the location of the Park or Facility. The location might be easily identified by a well-known bordering street, natural feature, neighbourhood, subdivision, the school on which it is located or other factor. Such criteria will allow citizens to easily identify with the location of the Park or Facility.
- (b) The name could commemorate a historic event or event of cultural significance.
- (c) The name could commemorate a person important to the City. The nominated person must have made an exceptional positive contribution to parks, recreation or culture relating to the Park or Facility being named. Nominations will not be accepted by immediate family members. Recognition of individuals, whose contributions have been appropriately recognized in other City venues or by other means, shall be avoided.
- (d) The name could recognize a person, organization or corporation that has made a substantial contribution to the City, including financial, value in-kind or property donation to the City relative to parks, recreation & culture. Corporate names shall not be considered for the naming of Parks but may be considered for trails and greenways, facilities, or assets within Parks or Facilities.

## **7.02 Other Naming Rights Considerations**

- (a) Individuals currently holding elected office, currently working for the City or actively serving on any City standing or selection committee shall not be considered for naming.



<b>City of Prince Albert Statement of POLICY and PROCEDURE</b>			
Department:	Community Services	Policy No.	<b>71</b>
Section:	Community Services	Issued:	April 13, 2015
Subject:	<b>NAMING RIGHTS &amp; SPONSORSHIP POLICY</b>	Effective:	April 13, 2015
Council Resolution # and Date:	Council Resolution No. 0195 of April 13, 2015	Page:	Page 6 of 11
		Replaces:	
Issued by:	Renee Horn, Executive Assistant	Dated:	
Approved by:	Jody Boulet, Director of Community Services		

- (b) The individual must not have been convicted of a known felony.
- (c) Names that duplicate or sound as if they duplicate existing Park or Facility names or are otherwise confusing shall not be considered.

### **7.03 Sponsorship**

- (a) An external party may contribute, in whole, or in part, funds, goods, or services to an approved City facility, public park, open space, program, event, or activity where such sponsorship is mutually beneficial to both parties and in a manner consistent with existing criteria, guidelines and policies set by the City.
- (b) The sponsorship arrangement must support the goals, objectives, policies and bylaws of the City of Prince Albert and be compatible with, complimentary to, and reflect the City's Strategic Plan.
- (c) The City will select the most appropriate sponsors using the following criteria:
  - i) Quality and timeliness of product and service delivery.
  - ii) Value of product, service, cash provided to the City.
  - iii) Cost/Risk to the City to service the agreement.
  - iv) Compatibility of products and services with City policies and standards.
  - v) Marketplace reputation of the sponsor.
  - vi) Record of sponsor's involvement in community projects and events.
- (d) Recognition provided to sponsors is subject to negotiation (ie. Advertising, signage, product sampling, brand name) and must meet the following criteria:
  - i) Be of an acceptable standard and in good taste.

<b>City of Prince Albert Statement of POLICY and PROCEDURE</b>			
Department:	Community Services	Policy No.	<b>71</b>
Section:	Community Services	Issued:	April 13, 2015
Subject:	<b>NAMING RIGHTS &amp; SPONSORSHIP POLICY</b>	Effective:	April 13, 2015
Council Resolution # and Date:	Council Resolution No. 0195 of April 13, 2015	Page:	Page 7 of 11
		Replaces:	
Issued by:	Renee Horn, Executive Assistant	Dated:	
Approved by:	Jody Boulet, Director of Community Services		

- ii) Not present demeaning or derogatory portrayals of individuals or groups.
  - iii) Not contain anything which, in light of generally prevailing community standards, is likely to cause deep or widespread offense.
- (e) The sponsorship arrangement must be limited in scope and application to the City or project under consideration, and shall not involve any form of a risk-sharing venture.
- (f) Satisfying one or more of the eligibility criteria listed above does not assure a recommendation from the Director of Community Services for City Council approval.

## **8 GUIDELINES**

### **8.01 Guidelines Associated with Community & City Initiated Nominations for Naming Rights & Sponsorship Agreements**

Individuals or organizations initiating the naming and/or sponsorship process shall submit a written request along with justification to the Director of Community Services.

- (a) The request shall include:
- (i) The proposed name or sponsorship proposal.
  - (ii) The value of all funds, goods and services to be provided and the recognition to be provided in return.
  - (iii) Evidence of community support for the proposed name or sponsorship opportunity.
  - (iv) A fixed term of up to a maximum of 10 years unless otherwise approved by City Council.

<b>City of Prince Albert Statement of POLICY and PROCEDURE</b>			
Department:	Community Services	Policy No.	<b>71</b>
Section:	Community Services	Issued:	April 13, 2015
Subject:	<b>NAMING RIGHTS &amp; SPONSORSHIP POLICY</b>	Effective:	April 13, 2015
Council Resolution # and Date:	Council Resolution No. 0195 of April 13, 2015	Page:	Page 8 of 11
		Replaces:	
Issued by:	Renee Horn, Executive Assistant	Dated:	
Approved by:	Jody Boulet, Director of Community Services		

- (v) The responsibility for insurance, licenses, permits, safety, security and public health.
- (vi) Revisions to the sponsorship agreements are subject to the same approval as the original sponsorship agreement.
- (vii) Long-standing sponsorship agreements that pre-date this policy may continue upon the approval of City Council.

#### **8.02 Guidelines Associated with Fundraising Campaigns**

The naming of Parks or Facilities in association with fundraising campaigns may be considered under the following conditions:

- (a) Organizations affiliated with the City that desire to raise funds for a City-sponsored project must receive a recommendation from the Department of Community Services when it relates to City owned Parks or Facilities and must receive approval from City Council prior to attaching naming opportunities or sponsor recognition to the fundraising campaign.
- (b) Organizations conducting fundraising campaigns with naming and sponsorship opportunities attached must immediately notify City staff when a naming proposal is under consideration in order to facilitate an administrative review.
- (c) Naming and sponsorship proposals that promote alcohol, tobacco products or political organizations will not be considered.
- (d) Acceptance of a naming or sponsorship proposal by an organization conducting a fundraising campaign must be considered conditional pending a review and recommendation by the Director of Community Services to City Council. A final approval by City Council is required.

<b>City of Prince Albert Statement of POLICY and PROCEDURE</b>			
Department:	Community Services	Policy No.	<b>71</b>
Section:	Community Services	Issued:	April 13, 2015
Subject:	<b>NAMING RIGHTS &amp; SPONSORSHIP POLICY</b>	Effective:	April 13, 2015
Council Resolution # and Date:	Council Resolution No. 0195 of April 13, 2015	Page:	Page 9 of 11
		Replaces:	
Issued by:	Renee Horn, Executive Assistant	Dated:	
Approved by:	Jody Boulet, Director of Community Services		

## **9 PROCEDURE**

### **9.01 General**

- (a) Issues regarding the interpretation or application of this Policy are to be referred to the Community Services Department.
- (b) In accordance with the principles and criteria contained in this Policy, the solicitation, negotiation and administration of naming rights and sponsorship are to be conducted by authorized City staff only.
- (c) All naming rights and sponsorship must be evaluated for compliance with this Policy. The Department of Community Services is responsible for ensuring that all naming rights and sponsorship holders along with the executed agreements comply with this Policy and that staff abide by the provisions of this Policy.
- (d) All Naming Rights and Sponsorship Agreements will be in the form of a legal contract. For such sponsorships, the Community Services Department shall consult with the City Solicitor's Office regarding appropriate terms and conditions and consider inclusion of the following provisions:
  - i) A description of the contractual relationship, specifying the exact nature of the Agreement;
  - ii) The term of the Agreement;
  - iii) Renewal options, if permitted;
  - iv) The value of the consideration and, in the case of in-kind contributions, the method of assessment;
  - v) The payment schedule;
  - vi) Rights and benefits;
  - vii) Release, indemnification and early termination clauses as appropriate;
  - viii) Insurance clauses;
  - ix) Confidentiality terms;
  - x) A statement acknowledging that the sponsorship may be subject to provisions of the *Municipal Freedom of Information and Protection of Privacy Act*, and



<b>City of Prince Albert Statement of POLICY and PROCEDURE</b>			
Department:	Community Services	Policy No.	<b>71</b>
Section:	Community Services	Issued:	April 13, 2015
Subject:	<b>NAMING RIGHTS &amp; SPONSORSHIP POLICY</b>	Effective:	April 13, 2015
Council Resolution # and Date:	Council Resolution No. 0195 of April 13, 2015	Page:	Page 10 of 11
		Replaces:	
Issued by:	Renee Horn, Executive Assistant	Dated:	
Approved by:	Jody Boulet, Director of Community Services		

- xi) A statement that all parties are aware of, and agree to comply with, the provisions of this Policy.
- (e) The City's profile and responsibility as owner/operator of the Facility must be ensured throughout the Agreement with the external organization or corporation.
- (f) The granting of naming rights will not entitle a naming entity to preferential treatment by the City outside of the Naming Rights Agreement.
- (g) The City will not relinquish any aspect of its right to manage and control a Facility through a Naming Rights Agreement.
- (h) An asset analysis and value assessment will be completed to determine the value of the asset in the marketplace.
- (i) All proceeds generated by the City for Naming Rights and Sponsorship Agreements shall be used for:
  - i) Enhancement and maintenance of the named Facility and operation.
  - ii) The provision of programs and services directly related to the Facility's mandate and operation.
  - iii) Subject to the Agreement, the proceeds received may be designated for another City owned Facility.
  - iv) All revenues and expenses pertaining to a Naming Rights or Sponsorship Agreement will be included in the Department's budget.

<b>City of Prince Albert Statement of POLICY and PROCEDURE</b>			
Department:	Community Services	Policy No.	<b>71</b>
Section:	Community Services	Issued:	April 13, 2015
Subject:	<b>NAMING RIGHTS &amp; SPONSORSHIP POLICY</b>	Effective:	April 13, 2015
Council Resolution # and Date:	Council Resolution No. 0195 of April 13, 2015	Page:	Page 11 of 11
		Replaces:	
Issued by:	Renee Horn, Executive Assistant	Dated:	
Approved by:	Jody Boulet, Director of Community Services		

- (j) Naming and sponsorship rights may only be transferred or assigned by a naming rights and sponsorship holder with the consent of the City. Where a company changes its name, the naming rights may, with the consent of the City and at the expense of the naming rights holder, be modified to reflect the new name.
- (k) The City will not endorse the products, services, or ideas of any naming right holder and naming rights holders are prohibited from implying that their products, services or ideas are sanctioned by the City.
- (l) The terms and conditions of the Naming Rights Agreement will not conflict with the terms and conditions of the existing lease, license, and agreement(s) with the City.
- (m) All corporate and individual Naming Rights Agreements must be for a fixed term, not exceeding ten (10) years unless approved by City Council. Every such Agreement will include a sunset clause specifying the duration of the naming opportunity. Individual and corporate naming rights may be subject to renewal upon mutual agreement.
- (n) At its sole discretion, the City reserves the right to terminate the Naming Rights Agreement prior to the scheduled termination date, without refund of consideration, should it feel it is necessary to do so to avoid the City being brought into disrepute.
- (o) The terms and conditions contained within a Naming Rights or Sponsorship Agreement are to be approved by the Director of Community Services or designate and City Council.
- (p) The Director of Community Services is responsible for preparing and presenting a Report for Council on the content of the negotiated Naming Rights or Sponsorship Agreements. Upon Council approval, the Mayor and City Clerk shall execute the Agreement.