



CITY OF PRINCE ALBERT

EXECUTIVE COMMITTEE REGULAR MEETING

AGENDA

**TUESDAY, NOVEMBER 14, 2023, 4:00 PM
COUNCIL CHAMBER, CITY HALL**

1. CALL TO ORDER

2. APPROVAL OF AGENDA

3. DECLARATION OF CONFLICT OF INTEREST

4. ADOPTION OF MINUTES

4.1 October 3, 2023 Executive Committee Meeting Minutes for Approval (MIN 23-90)

5. DELEGATIONS

6. CONSENT AGENDA

6.1 2022 Settlement Municipal Share - Housing Projects (CORR 23-79)

6.2 August 2023 Accounts Payable Payments (RPT 23-407)

6.3 September 2023 Accounts Payable Payments (RPT 23-408)

6.4 September 26, 2023 Planning Advisory Committee Meeting Minutes (MIN 23-96)

7. REPORTS OF ADMINISTRATION & COMMITTEES

7.1 Barton Drive Traffic Calming Trial (RPT 23-406)

PowerPoint Presentation: Evan Hastings, Transportation and Traffic Manager

7.2 2024 Rates & Fees - Cooke Municipal Golf Course (RPT 23-410)

Verbal Presentation: Jody Boulet, Director of Community Services

7.3 True Cost of Parking (RPT 23-403)

PowerPoint Presentation: Craig Guidinger, Director of Planning and Development Services

8. UNFINISHED BUSINESS

9. ADJOURNMENT



City of
Prince Albert

MIN 23-90

MOTION:

That the Minutes for the Executive Committee Regular and Incamera Meetings held October 3, 2023, be taken as read and adopted.

ATTACHMENTS:

1. Regular Minutes
2. Incamera Minutes



CITY OF PRINCE ALBERT

EXECUTIVE COMMITTEE REGULAR MEETING

MINUTES

**TUESDAY, OCTOBER 3, 2023, 4:00 P.M.
COUNCIL CHAMBER, CITY HALL**

PRESENT:

Mayor Greg Dionne
Councillor Charlene Miller
Councillor Terra Lennox-Zepp
Councillor Tony Head
Councillor Don Cody
Councillor Dennis Ogradnick
Councillor Blake Edwards
Councillor Dawn Kilmer
Councillor Darren Solomon

Terri Mercier, City Clerk
Sherry Person, City Manager
Kris Olsen, Fire Chief
Mitchell J. Holash, K.C., City Solicitor
Jeff Da Silva, Director of Public Works
Kiley Bear, Director of Corporate Services
Jody Boulet, Director of Community Services
Ramona Fauchoux, Director of Financial Services
Craig Guidinger, Director of Planning and Development Services

1. CALL TO ORDER

Councillor Lennox-Zepp, Chairperson, called the meeting to order.

2. APPROVAL OF AGENDA

0218. **Moved by:** Councillor Miller

That the Agenda for this meeting be approved, as presented, and, that the presentations, delegations and speakers listed on the Agenda be heard when called forward by the Chair.

CARRIED

3. DECLARATION OF CONFLICT OF INTEREST

3.1 Councillor Miller – Item No. 7.2 – Owner of 1235 – 14th Street West which is currently a vacant lot.

4. ADOPTION OF MINUTES

0219. **Moved by:** Mayor Dionne

That the Minutes for the Executive Committee Incamera Meeting held September 5, 2023 and the Public and Incamera Meetings held September 11, 2023, be taken as read and adopted.

CARRIED

5. DELEGATIONS

6. CONSENT AGENDA

6.1 125 Designation Challenge – Municipal Heritage Property (CORR 23-67)

That CORR 23-67 be received as information and filed.

6.2 September 6, 2023 Community Services Advisory Committee Meeting Minutes (MIN 23-84)

That MIN 23-84 be received as information and filed.

0220. **Moved by:** Councillor Head

That the Consent Agenda Item Nos. 6.1 to 6.2 be received as information and referred, as indicated.

CARRIED

7. REPORTS OF ADMINISTRATION & COMMITTEES

7.1 Cloverdale Road – Road Upgrades (RPT 23-348)

Verbal Presentation was provided by Marcel Gareau, Surface Works Manager.

0221. **Moved by:** Mayor Dionne

- 1. That the Cloverdale Road Surface Rehabilitation Project from Highway 55 to 100m North of Evergreen Road for placing Asphalt Millings in the amount of \$65,000, be included in the 2024 Budget deliberations; and,
- 2. That if there is remaining budget and schedule after the completion of the Cloverdale Road Surface Rehabilitation Project, that Asphalt Millings be applied on roadway sections in Nordale.

CARRIED

7.2 Vacant Residential Lot Program (RPT 23-375)

Verbal Presentation was provided by Craig Guidinger, Director of Planning and Development Services.

0222. **Moved by:** Mayor Dionne

That Administration prepare a final Vacant Residential Lot Program based on the Fundamental Principles, as outlined in RPT 23-375.

Absent – Declared Conflict of Interest: Councillor Miller

CARRIED

8. UNFINISHED BUSINESS

9. ADJOURNMENT – 4:34 P.M.

0223. **Moved by:** Councillor Kilmer

That this Committee do now adjourn.

CARRIED

COUNCILLOR TERRA LENNOX-ZEPP
CHAIRPERSON

CITY CLERK

MINUTES ADOPTED THIS 14TH DAY OF NOVEMBER, A.D. 2023.



City of
Prince Albert

CORR 23-79

TITLE: 2022 Settlement Municipal Share - Housing Projects

DATE: **November 6, 2023**

TO: Executive Committee

PUBLIC: X

INCAMERA:

SUGGESTED DISPOSITION:

That the Correspondence be received and referred to the Financial Services Department.

PRESENTATION: NONE

ATTACHMENTS:

1. Letter dated September 15, 2023

Written by: Roger Parenteau, Executive Director, Saskatchewan Housing Corporation



11th Floor, 1920 Broad Street
Regina, Canada S4P 3V6

1-800-667-7567 (Toll Free)
306-798-3110 (Fax)

September 15, 2023

Clerk
City of Prince Albert
1084 Central Avenue
PRINCE ALBERT SK S6V 7P3

RECEIVED
OCT 06 2023
CITY CLERK

EXECUTIVE COMMITTEE

Re: 2022 Settlement Municipal Share - Housing Projects

Based on the financial operations of the Prince Albert Housing Authority, the City's share of the operating loss for 2022 is \$67,391.15.

A schedule providing details of the 2022 municipal share is enclosed for your reference. Please provide a cheque for the amount owing to Saskatchewan Housing Corporation at 11th Floor, 1920 Broad Street, Regina, SK S4P 3V6.

We are also providing you with the estimated 2023 municipal settlement for your budget planning. Please note this estimate is based on the housing authority's 2023 budget and is subject to change based on the year end actuals. The final amount will be invoiced in 2024. If you have any questions, please contact the Prince Albert Housing Authority at (306) 953-7420.

Sincerely,

Roger Parenteau
Executive Director

**Recommended
Disposition:**

Refer to
Finance Dept.

cc: Manager, Prince Albert Housing Authority
Charlene Miller, Chairperson, Prince Albert Housing Authority
Natasha Sebastian, Director, Housing Authority Operations, SHC

PROJECT TYPE	DIVISION NUMBER	BUSINESS UNIT DESCRIPTION	BUSINESS UNIT	2022 ACTUAL		2023 ESTIMATE		ESTIMATED 2022 INVOICE	
				NET INCOME/(LOSS) PER HOUSING AUTHORITY		BUDGETED NET INCOME/(LOSS) PER HOUSING AUTHORITY			
				FINANCIAL STATEMENT	MUNIC SHARE H.A. INCOME/(LOSS)	FINANCIAL STATEMENT	MUNIC SHARE H.A. INCOME/(LOSS)		
SPH - SENIORS	70 11	1301 Mitchell & Molstad Place	1284	(178,204.41)	(8,910.22)	(160,721.00)	(8,036.05)		
SPH - SENIORS	70 11	1303 Sherman Carment Northcote	1285	(726,846.41)	(36,342.32)	(1,783,609.00)	(89,180.45)		
SPH - SENIORS	70 11	1304 Chester Court	1286	(31,838.63)	(1,591.93)	(105,849.00)	(5,292.45)		
SPH - SENIORS	70 11	2507 Providence Place	1287	(13,490.63)	(674.53)	(42,550.00)	(2,127.50)		
SPH - FAMILY	71 11	3772 8th Street and 15th Ave	1391	(74,315.43)	(3,715.77)	20,929.00	1,046.45		
SPH - FAMILY	71 11	3773 Single family scattered	1392	(9,365.56)	(468.28)	(34,163.00)	(1,708.15)		
SPH - FAMILY	71 11	3777 Carlton/ Blackwood /17th /Muir	1393	(276,331.09)	(13,816.55)	(56,019.00)	(2,800.95)		
SPH - FAMILY	71 11	3778 Bryant Place	1394	(75,747.76)	(3,787.39)	(8,314.00)	(415.70)		
PHD NON-PROFIT	75 11	6851 Village Green	1568	(204,055.90)	0.00	(269,689.00)	0.00		
PHD NON-PROFIT	75 11	6852 Meadow Green	1569	(217,281.57)	0.00	(91,711.00)	0.00		
PHD NON-PROFIT	75 11	6853 Bryant Place	1570	(33,203.01)	0.00	9,934.00	0.00		
PHD NON-PROFIT	75 11	6949 12th St West	1571	(171,677.34)	0.00	(8,832.00)	0.00		
PHD NON-PROFIT	75 11	6950 Providence Place	1572	2,850.30	0.00	(15,841.00)	0.00		
LIMITED DIVIDEND - MARQUIS PLACE	75 11	6952 Marquis Place	1573	(190,578.28)	0.00	(120,560.00)	0.00		
LIMITED DIVIDEND - CEDAR PLACE	75 11	6953 Cedar Estates	1574	(259,439.61)	0.00	(322,477.00)	0.00		
SECTION 56.1 - 93 COMM (WESTFLATS)	87 11	9301 Providence/17th St	1954	(28,305.15)	(1,415.26)	9,889.00	494.45		
HOMES NOW - 9TH STREET APT	91 11	0002 Homes Now 411 9th	1987	(4,793.63)	(239.68)	(19,194.00)	(959.70)		
HOMES NOW - DUPLEXES	91 11	0003 Homes Now 16th & 3rd	1988	(17,628.97)	(881.45)	1,870.00	93.50		
NEW AFFORDABLE RENTALS		Prince Albert New Aff. Ren I	2073	(18,696.28)	0.00	(14,815.00)	0.00		
PRINCE ALBERT NEW FAMILY		Prince Albert New Family	2089	(39,108.69)	0.00	40,312.00	0.00		
VVC		840 5th St E, Prince Albert	2151	57,500.00	0.00	57,450.00	0.00		
VVC		840 6th St East, Prince Albert	2147	51,500.00	0.00	51,450.00	0.00		
LESS: Interest Differential					4,452.23		4,423.05		
2020 Balance									
				(2,459,058.05)	(67,391.15)	67,391.15	(2,862,510.00)	(104,463.50)	104,463.50
TOTAL INVOICE						67,391.15			104,463.50



RPT 23-407

TITLE: August 2023 Accounts Payable Payments

DATE: November 3, 2023

TO: Executive Committee

PUBLIC: X

INCAMERA:

RECOMMENDATION:

That the August 2023 accounts payable payments report be received as information and filed.

TOPIC & PURPOSE:

To provide a year to date list of all payments made by the City to vendors and contractors.

PROPOSED APPROACH AND RATIONALE:

Administration committed to provide Council with a list of accounts payable payments on a monthly basis (RPT# 19-42), therefore the following information is being reported to Council:

1. A list of payments made to vendors and contractors from August 1 – 31, 2023.
2. A list of payments made to vendors and contractors from January 1 – August 31, 2023.

PUBLIC NOTICE:

Public Notice pursuant to the Public Notice Bylaw No. 24 of 2015 is not required.

ATTACHMENTS:

1. August 2023 Accounts Payable Payments

Written by: Tejinder Khatri, Asset Manager

Approved by: Director of Financial Services and City Manager

No.	Vendor Name	From 8/1/2023 to 8/31/2023	From Start of Year to 8/31/2023
1	Graham Construction and Engineering LP	\$4,641,306.64	\$35,752,810.28
2	Municipal Employees Pension Plan	\$1,010,263.24	\$5,607,451.48
3	B & B Construction Group Inc.	\$659,745.52	\$1,759,737.20
4	Saskatchewan Workers Compensation Board	\$451,730.57	\$945,174.20
5	Erickson Contracting & Management Ltd	\$424,309.21	\$536,759.65
6	SaskPower	\$281,295.26	\$2,193,979.40
7	PA Separate School Board	\$245,202.17	\$3,032,256.12
8	Bank of Montreal - Mastercard	\$243,132.76	\$243,132.76
9	The City Of Prince Albert Public Library Board	\$187,829.17	\$1,502,633.36
10	FirstCanada ULC	\$160,017.61	\$1,120,575.03
11	E. H. Price Ltd	\$137,508.00	\$137,508.00
12	Wheatland Builders & Concrete Ltd.	\$131,989.98	\$432,154.63
13	Federated Co-Operatives Ltd.	\$117,576.25	\$980,657.29
14	Anderson Motors Ltd.	\$115,335.52	\$892,945.44
15	Softchoice Corporation	\$73,405.52	\$244,715.56
16	Snake Lake Construction Ltd	\$65,620.58	\$288,557.44
17	Canadian Corps of Commissionaires (North Saskatchewan) Inc.	\$62,327.66	\$255,946.00
18	Novus Law Group	\$53,571.86	\$432,369.55
19	Community Service Centre	\$53,386.75	\$427,744.00
20	Group2 Architecture Engineering Inc	\$47,334.56	\$354,049.23
21	Clear Tech Industries Inc.	\$47,215.98	\$153,592.09
22	2023 Esso Cup Host Committee	\$45,000.00	\$45,000.00
23	Econolite Canada Inc.	\$42,708.36	\$54,707.46
24	Darcy's Golf Shop Ltd.	\$40,166.77	\$180,791.71
25	DCG Philanthropic Services Inc	\$37,852.50	\$189,262.50
26	AECOM Canada Ltd.	\$35,488.45	\$233,753.09
27	Asiil Enterprises Ltd.	\$31,949.55	\$90,133.17
28	NexGen Mechanical Inc.	\$31,178.10	\$55,380.43
29	Klearwater Equip & Technologies	\$28,803.16	\$313,930.32
30	MNP LLP	\$27,609.38	\$100,200.00
31	Can Union of Public Employees Assoc Local 160	\$25,630.74	\$132,005.92
32	Prince Albert Police Association	\$25,019.30	\$110,635.82
33	First Student Canada	\$24,204.37	\$37,366.17
34	SaskTel	\$23,875.08	\$140,622.00
35	SPCA	\$22,653.33	\$237,979.34
36	101100203 Saskatchewan Ltd.o/a TLS Lawn	\$22,217.40	\$82,478.49
37	ESTI Consulting Services	\$21,319.03	\$120,290.39
38	Flaminio Ceilings & Wall Systems Ltd.	\$21,312.00	\$21,312.00
39	Madsen Fence Ltd.	\$19,915.27	\$36,631.41
40	Arctic Refrigeration Inc.	\$19,300.94	\$77,878.45
41	Prairie Oasis Landscaping Inc	\$17,732.25	\$47,036.25
42	SaskTel CMR	\$17,368.69	\$91,720.91
43	Nicola Sherwin- Roller M.A.,C.C.C.	\$16,883.06	\$68,200.23
44	Greenland Waste Disposal Ltd.	\$15,993.34	\$65,411.13
45	Prince Albert Policemen's Association	\$15,669.12	\$122,025.74
46	Wolseley Waterworks	\$15,234.79	\$506,997.08

No.	Vendor Name	From 8/1/2023 to 8/31/2023	From Start of Year to 8/31/2023
47	Vanko Analytics	\$15,118.20	\$15,118.20
48	DMM Energy	\$15,069.38	\$140,739.18
49	Sask Energy Inc.	\$14,641.45	\$602,124.60
50	Full Line Electric and General Contracting	\$13,848.60	\$86,914.74
51	Richard Pytlak	\$12,432.00	\$55,268.00
52	Frontline Outfitters Ltd	\$12,279.47	\$52,522.94
53	Canada Post Corporation	\$11,739.46	\$36,754.57
54	Certified Laboratories	\$11,358.41	\$33,622.29
55	Sysco Food Services	\$10,753.33	\$127,252.55
56	Metalman Art & Design	\$10,620.48	\$172,754.10
57	AON Parizeau Inc.	\$10,477.04	\$10,477.04
58	Prince Albert Firefighter's Association Local 510	\$10,411.64	\$83,977.10
59	Auto Rescue Towing	\$9,904.72	\$71,624.22
60	T.J. Ewert Property Assessment Services Ltd.	\$9,720.48	\$9,720.48
61	Kleen-Bee (P.A.)	\$9,707.53	\$94,325.92
62	Prince Albert Security Services	\$9,412.80	\$37,749.99
63	Can Union of Public Employees Assoc Local 882	\$9,380.12	\$63,415.45
64	Tyrone Enterprises Inc	\$9,009.00	\$25,740.75
65	Nordale Community Club	\$8,953.60	\$36,087.22
66	Prakash Consulting Ltd.	\$8,872.50	\$8,872.50
67	W. R. Meadows of Western Canada	\$8,782.54	\$8,782.54
68	Living Tree Enviromental	\$8,767.50	\$18,007.50
69	Fox Signs	\$7,848.75	\$12,338.63
70	Superior Infrastructure Restoration Ltd	\$7,813.50	\$36,681.00
71	Wolseley Mechanical Group-Midwest Region	\$7,465.64	\$7,465.64
72	Borysiuk Contracting Inc.	\$7,250.25	\$22,064.48
73	P A Minor Baseball Association	\$7,000.00	\$16,600.00
74	Christopherson's Industrial Supplies	\$6,875.08	\$52,223.92
75	Bandet Holdings Ltd.	\$6,825.00	\$22,775.63
76	Rally Auto Sales Ltd	\$6,571.20	\$6,571.20
77	Lafarge Canada Inc.	\$6,493.50	\$6,493.50
78	ZIRCO (1989) Ltd	\$6,024.11	\$6,024.11
79	U15 Boy's Softball Nationals	\$6,000.00	\$6,000.00
80	E.T. Flooring Canada	\$5,870.25	\$47,257.19
81	PyroCom Fire and Safety Equipment	\$5,537.32	\$11,049.38
82	Prince Albert Golf & Curling Club	\$5,416.67	\$43,333.36
83	Skyview Cleaning Inc.	\$5,406.26	\$5,406.26
84	Procido LLP	\$5,328.00	\$87,609.86
85	University of Regina	\$5,306.05	\$38,649.09
86	Hilla Krogh Law Office	\$5,000.00	\$5,000.00
87	Prince Albert Catholic School Division	\$5,000.00	\$5,000.00
88	Halliday's Trucking	\$4,774.88	\$30,884.84
89	Joesoftware Inc.	\$4,725.00	\$5,250.00
90	Cypress Sales Partnership	\$4,699.52	\$7,924.41
91	Capstone Community Marketing	\$4,624.98	\$32,719.86
92	Dell Canada Inc	\$4,598.99	\$68,404.66

No.	Vendor Name	From 8/1/2023 to 8/31/2023	From Start of Year to 8/31/2023
93	Brick N Block Masonry Construction	\$4,580.97	\$14,459.97
94	CentralSquare Canada Software Inc.	\$4,530.98	\$48,173.96
95	National Energy Equipment Inc.	\$4,313.90	\$4,313.90
96	TK Elevator (Canada) Ltd.	\$4,304.79	\$17,729.18
97	Iconix Waterworks LP	\$4,272.44	\$102,938.04
98	Prince Albert Raiders Hockey Club Inc.	\$4,200.00	\$4,926.00
99	Zoho Canada Corporation	\$4,199.61	\$22,361.87
100	GCL Diesel Injection Service	\$4,196.85	\$4,196.85
101	Vermette Wood Preservers Ltd.	\$4,189.51	\$6,053.26
102	Dresswell Dry Cleaners (2013) Ltd	\$4,168.06	\$35,114.30
103	Acklands Ltd.	\$4,115.50	\$55,819.89
104	Share	\$4,025.00	\$17,655.20
105	GL Mobile Communications	\$4,014.28	\$107,310.07
106	49 North Lubricants	\$3,877.85	\$25,442.57
107	Nicole A Sawchuk Barrister and Solicitor	\$3,852.10	\$21,119.34
108	Site One Landscape Supplies	\$3,677.44	\$32,995.78
109	Davtech Analytical Services (Canada) Inc.	\$3,661.21	\$8,050.42
110	PR Septic Services 1997 Ltd.	\$3,637.00	\$33,217.17
111	Dmyterko Enterprises Ltd.	\$3,616.20	\$29,457.75
112	CRL Engineering Ltd.	\$3,604.73	\$27,422.68
113	Playgrounds-R-Us	\$3,452.10	\$3,452.10
114	Sask Research Council	\$3,451.09	\$24,062.37
115	Weldco-Beales Manufacturing	\$3,409.96	\$3,409.96
116	Tetra Tech Canada Inc	\$3,311.00	\$57,525.26
117	A2Z Safety & Training Ltd.	\$3,302.25	\$10,462.50
118	Annex Business Media o/a Firehall Book Store	\$3,171.00	\$4,149.64
119	Impact Mechanical Service Ltd.	\$3,086.50	\$29,955.52
120	Emco Corporation	\$3,026.75	\$146,494.25
121	Ace of Carts Ltd	\$3,017.85	\$3,017.85
122	Mikkelsen-Coward & Co Ltd.	\$2,953.28	\$13,170.45
123	Pattison Media Ltd	\$2,940.00	\$6,257.90
124	United Rentals of Canada Inc	\$2,925.45	\$10,854.40
125	Brent Phillipow	\$2,907.29	\$28,473.02
126	Prairie Meats	\$2,884.00	\$20,391.31
127	HBI Brennan Office Plus Inc.	\$2,821.70	\$65,664.80
128	NLC/PAGC Golf Tournament	\$2,800.00	\$2,800.00
129	Rampart International Corp	\$2,796.99	\$33,442.40
130	Finning International Inc.	\$2,786.82	\$32,810.08
131	Purolator Courier Ltd.	\$2,762.72	\$20,857.40
132	West Hill Community Club	\$2,758.23	\$23,657.16
133	Mr Plumber	\$2,706.23	\$29,449.19
134	Oak Creek Golf & Turf Inc.	\$2,664.00	\$216,189.17
135	i2 Inc.	\$2,616.46	\$5,780.43
136	Overhead Door of Prince Albert Ltd.	\$2,572.21	\$10,067.72
137	Turf Care Products Canada Ltd.	\$2,520.00	\$10,080.00
138	P A Fast Print Inc.	\$2,496.95	\$15,190.49

No.	Vendor Name	From 8/1/2023 to 8/31/2023	From Start of Year to 8/31/2023
139	Complete Distribution Services	\$2,451.70	\$27,002.10
140	DMC Cleaning Inc	\$2,404.82	\$23,554.79
141	Brock White Canada	\$2,382.06	\$68,866.62
142	D.F.G. Management Ltd.	\$2,355.01	\$17,351.65
143	Johnson Controls Ltd.	\$2,244.98	\$12,052.58
144	Canadian Imperial Bank of Commerce	\$2,239.00	\$18,359.80
145	DMA Building Services Ltd.	\$2,222.05	\$15,913.18
146	Prince Albert Beverages	\$2,188.83	\$35,179.48
147	Power and Mine Supply	\$2,138.93	\$10,450.61
148	R. Peters JR. Contracting	\$2,131.20	\$2,131.20
149	CDW Canada Corp.	\$2,127.94	\$26,355.63
150	Cornerstone Insurance	\$2,113.64	\$1,083,286.91
151	Bell Media Inc	\$2,099.99	\$2,157.74
152	Pictometry Intelligence Images	\$2,081.25	\$23,448.53
153	K & D Equipment Services	\$1,974.00	\$18,270.00
154	WestVac Industrial Ltd	\$1,953.60	\$14,181.16
155	BGE Service & Supply	\$1,943.72	\$5,454.86
156	Living Skies Reporting Ltd	\$1,857.19	\$3,629.07
157	Knotty Pine Bistro	\$1,849.99	\$20,552.82
158	UniTech Office Solutions, Ltd.	\$1,788.12	\$25,536.13
159	Dana Strauss	\$1,750.00	\$3,500.00
160	Tenco Inc	\$1,698.02	\$3,076.11
161	PA Markit Signs Ltd.	\$1,665.01	\$14,129.53
162	Aspen Films	\$1,665.00	\$16,111.65
163	Pete's Mobile Mechanical Service	\$1,606.50	\$10,468.35
164	Jump.ca	\$1,597.39	\$8,017.28
165	WFR Wholesale Fire & Rescue	\$1,587.39	\$3,948.47
166	Harvey Anderson	\$1,552.30	\$4,052.30
167	Donna Strauss	\$1,550.94	\$5,125.94
168	Kova Engineering Saskatchewan Ltd	\$1,545.60	\$1,545.60
169	Canadian Linen and Uniform Service	\$1,537.64	\$9,100.58
170	Stephanie Lokinger	\$1,500.00	\$5,000.00
171	Lauren Lohneis	\$1,500.00	\$3,100.00
172	Mike Langlois	\$1,500.00	\$3,000.00
173	Darcy Sander	\$1,500.00	\$2,700.00
174	Mick Gratias	\$1,500.00	\$1,800.00
175	Karen Langlois	\$1,500.00	\$1,500.00
176	Lifesaving Society - SK Branch	\$1,472.10	\$7,897.44
177	Clip & Trim Tree Service & Yard Maintenance	\$1,470.00	\$54,757.50
178	First General Services (PA) Ltd.	\$1,411.18	\$34,445.72
179	APOLLO JUMP YXE	\$1,357.53	\$1,357.53
180	Brandt Tractor Ltd.	\$1,346.57	\$26,399.40
181	Crestline Coach Ltd.	\$1,335.76	\$2,501.27
182	JJ MacKay Canada Ltd	\$1,333.16	\$7,984.50
183	Clear View Glass Ltd.	\$1,308.02	\$4,146.46
184	Jenna Strauss	\$1,250.00	\$2,500.00

No.	Vendor Name	From 8/1/2023 to 8/31/2023	From Start of Year to 8/31/2023
185	Avison Young ITF 1540709 Ontario Limited	\$1,202.52	\$9,620.16
186	CGI Information Systems & Mgt Consultants Inc	\$1,202.50	\$4,810.00
187	Prince Albert Daily Herald-USE FOLI001	\$1,155.00	\$1,155.00
188	GardaWorld Cash Services Canada Corp	\$1,154.30	\$9,516.34
189	Greg Pilon (Lucien)	\$1,152.00	\$3,232.82
190	Gregg Distributors	\$1,140.94	\$20,217.89
191	Toshiba Business Solutions	\$1,120.15	\$5,315.55
192	Napa Auto Parts	\$1,120.09	\$23,528.55
193	Harlan Fairbanks	\$1,110.28	\$25,754.05
194	Ian Dickson	\$1,104.94	\$1,654.94
195	Campbell Printing Ltd.	\$1,065.22	\$1,937.53
196	D & J Smitty's Ice Cream Vending	\$1,062.60	\$7,782.60
197	Shaw Cable	\$1,052.12	\$4,573.20
198	North Star Trophies & Screen Printing	\$1,043.01	\$13,999.35
199	Ruszkowski Enterprises Ltd	\$1,039.52	\$56,807.77
200	Clunie Consulting Engineers Ltd.	\$1,039.50	\$2,541.00
201	Saskatoon Media Group	\$1,033.20	\$2,608.20
202	Shred-it International ULC	\$1,002.02	\$8,668.63
203	J & C Stone Cutters Inc.	\$1,001.50	\$1,001.50
204	Tia Furstenberg	\$1,000.00	\$1,300.00
205	Orlanda Flett	\$1,000.00	\$1,000.00
206	Cindy Peters	\$1,000.00	\$1,000.00
207	Bruce Rusheleau	\$1,000.00	\$1,000.00
208	Luther College	\$997.57	\$2,881.19
209	Canoe Procurement Group of Canada	\$966.03	\$31,091.46
210	Konica Minolta Business Solutions Canada Ltd.	\$928.78	\$27,768.36
211	Jay's Transportation Group Ltd.	\$928.23	\$7,873.72
212	6th Avenue Car Wash	\$912.42	\$1,351.98
213	ATS Traffic Ltd	\$900.21	\$2,809.41
214	Williams Scotsman Canada	\$894.66	\$7,157.28
215	Trudel Auto Body Collision Centre Ltd	\$893.37	\$6,662.72
216	OTIS Canada Inc	\$876.89	\$2,622.31
217	ClaimsPro Inc.	\$840.00	\$5,880.00
218	Econo Lumber	\$838.86	\$26,446.61
219	Optek Solutions LP	\$826.95	\$826.95
220	Jesse Campbell	\$825.00	\$9,932.40
221	Paulsen & Son Excavating Ltd.	\$798.00	\$11,641.86
222	Gabrielle Giroux	\$797.81	\$3,461.81
223	IFIDS	\$796.20	\$4,730.08
224	Shellview Sod Farms Ltd.	\$795.21	\$795.21
225	Rocky Mountain Phoenix	\$793.65	\$29,054.55
226	SaskGolfer Services	\$787.50	\$787.50
227	Fire Fighters Entertainment Fund	\$780.00	\$6,195.00
228	4IMPRINT	\$773.93	\$5,534.40
229	Saskatchewan Digital Forensics Services	\$750.00	\$6,750.00
230	Matthew Mathiason	\$750.00	\$750.00

No.	Vendor Name	From 8/1/2023 to 8/31/2023	From Start of Year to 8/31/2023
231	JamFam Apparel and Designs	\$742.00	\$1,558.00
232	CTV Television Inc.	\$735.00	\$7,827.75
233	Honda Canada Finance Inc	\$725.98	\$5,807.84
234	RCMP	\$700.00	\$5,850.00
235	Glen Huffman	\$700.00	\$1,225.00
236	Lennie Balicki	\$693.75	\$693.75
237	R.S. Management Services Inc.	\$677.10	\$8,913.30
238	Information Services Corporation	\$662.90	\$14,904.39
239	TES Instruments	\$645.75	\$1,191.75
240	Sherwin Williams	\$642.25	\$7,754.58
241	Lisa Larocque	\$641.55	\$1,980.30
242	Redhead Equipment Ltd.	\$633.17	\$39,659.09
243	Rawlco Radio Ltd.	\$630.00	\$787.50
244	Tree Pottery Supply Ltd	\$628.55	\$2,961.45
245	Crown Cleaners	\$621.60	\$1,426.62
246	Old Dutch Foods Ltd.	\$615.94	\$5,449.27
247	Adrian Vermette	\$570.00	\$7,315.63
248	Nordic Industries (1979) Ltd.	\$565.59	\$565.59
249	Maxim Transportation Services Inc.	\$564.11	\$39,656.46
250	P A Express Ltd.	\$555.14	\$2,989.46
251	Shania Cabilao	\$550.00	\$550.00
252	Teegan Jeffers	\$550.00	\$550.00
253	Jacelyn Perret	\$550.00	\$550.00
254	Maggie Pytlak-Strauss	\$550.00	\$550.00
255	Bryan Roces	\$550.00	\$550.00
256	Aquifer Group of Companies	\$543.50	\$62,645.20
257	Postmedia Network Inc.	\$525.00	\$525.00
258	Parkland Ambulance Care Ltd.	\$520.00	\$2,138.10
259	Benjamin Schulz	\$512.40	\$1,421.31
260	Suzanne Stubbs	\$510.00	\$2,750.00
261	West Flat Citizens Group Inc.	\$500.00	\$39,030.00
262	Mr J's Maintenance Ltd.	\$493.95	\$1,401.38
263	Stokes International	\$493.45	\$12,038.01
264	Reed Security Group	\$452.18	\$3,669.76
265	Miranda Ironstand-Baxter	\$450.00	\$1,450.00
266	Peter Kilmer	\$442.89	\$442.89
267	Ben Amonson	\$427.35	\$427.35
268	Uline Canada Corporation	\$394.08	\$9,270.18
269	Ed Urbaniak	\$393.75	\$1,102.50
270	OCDetailing	\$381.60	\$1,335.60
271	Zirkia Grobler	\$350.00	\$3,478.00
272	Tazana Nilson	\$350.00	\$1,100.00
273	Brigid Fehr	\$350.00	\$350.00
274	Emma Zawislak	\$350.00	\$350.00
275	Powerland Computers	\$324.90	\$1,633.43
276	City of Saskatoon	\$324.34	\$7,399.34



No.	Vendor Name	From 8/1/2023 to 8/31/2023	From Start of Year to 8/31/2023
277	Gloria Bell	\$310.00	\$3,675.00
278	Special Event Tents	\$277.50	\$2,469.75
279	Keegan Brodacki	\$277.50	\$277.50
280	Super 8 Motel	\$275.00	\$3,313.46
281	East Hill Esso	\$269.56	\$884.17
282	Alyssa Nagy	\$262.50	\$262.50
283	Canada Bread Co Ltd	\$258.14	\$3,260.34
284	Angela Joy Dela Cruz	\$250.00	\$250.00
285	Caylee Guidinger	\$250.00	\$250.00
286	Megan Nemish	\$250.00	\$250.00
287	Kim Yelland	\$250.00	\$250.00
288	Tatum Young	\$250.00	\$250.00
289	Tru North RV, Auto & Marine	\$239.52	\$339.41
290	Superior Propane Ltd	\$233.34	\$10,898.74
291	Lake Country Co-operative Ltd.	\$229.83	\$22,830.80
292	PA Pest Control Inc	\$220.50	\$315.00
293	Melanie Knight	\$214.13	\$594.83
294	Sutherland Automotive	\$206.81	\$33,649.53
295	City Hall Social Club	\$204.00	\$3,565.00
296	Jack Vermette	\$202.80	\$456.66
297	Warren's Parcel Express Inc.	\$201.41	\$247.72
298	Elliot Byers	\$200.00	\$200.00
299	Kenzie Cameron	\$200.00	\$200.00
300	Kiana Gallegos	\$200.00	\$200.00
301	Trent N R Gillespie	\$200.00	\$200.00
302	Taras Kachkowski	\$200.00	\$200.00
303	Sam Malenfant	\$200.00	\$200.00
304	Zoe Mortimer	\$200.00	\$200.00
305	Meghan O'Leary	\$200.00	\$200.00
306	Devyn Sachkowski	\$200.00	\$200.00
307	Payden St. Denis	\$200.00	\$200.00
308	Lindsey Wilkinson	\$200.00	\$200.00
309	Erin Winterton	\$200.00	\$200.00
310	Darien Wourms	\$200.00	\$200.00
311	Inland Kenworth Partnership	\$196.14	\$258,644.23
312	Motion Industries Canada Inc.	\$186.18	\$1,101.18
313	Shelly Linger	\$185.00	\$800.00
314	Vicki Gauthier	\$180.00	\$900.00
315	ALSCO Canada Corp - Saskatoon	\$175.27	\$1,559.85
316	Michael/Karen Klein	\$173.00	\$778.50
317	Dolores Beaulieu	\$150.00	\$210.00
318	Folio Jumpline Publishing Inc.	\$136.50	\$27,245.45
319	Percy H. Davis Limited	\$135.93	\$1,952.53
320	Morris Petruniak	\$131.25	\$365.40
321	Thor Security Ltd.	\$122.10	\$8,674.65
322	Pet Planet	\$122.09	\$1,632.63

No.	Vendor Name	From 8/1/2023 to 8/31/2023	From Start of Year to 8/31/2023
323	Colby Lavigne	\$119.62	\$1,557.74
324	Manitoulin Transport Inc.	\$108.48	\$2,355.59
325	Hailey Kapacila	\$107.00	\$107.00
326	Success Office Systems Inc	\$104.93	\$759.42
327	Darrin Bergstrom	\$101.40	\$559.97
328	Virginia German	\$101.40	\$507.18
329	Infosat Communications Inc.	\$100.76	\$806.08
330	Ray Littlechilds	\$94.50	\$94.50
331	Loraas Disposal North Ltd	\$92.68	\$5,072.44
332	Sask Health Authority	\$92.00	\$92.00
333	Cindy Gallegos	\$90.00	\$4,010.00
334	Prince Albert Photocopier Ltd.	\$84.55	\$3,055.80
335	Lannie Muggleston	\$80.00	\$3,480.00
336	A1 Locksmithing	\$72.15	\$9,850.14
337	Shayanne Surtees	\$70.00	\$648.00
338	B & P Water Shop Inc	\$65.00	\$4,955.10
339	Action Printing Company Ltd.	\$55.45	\$54,844.90
340	Kidsport	\$45.20	\$45.20
341	Alex Crowe	\$40.00	\$40.00
342	Ministry of Social Services	\$39.90	\$666.78
343	Wholesale Club	\$37.27	\$4,916.98
344	Secur Tek	\$36.08	\$403.54
345	Leith Bender	\$35.00	\$35.00
346	Faye Hoppe	\$10.50	\$10.50
347	Eleanor Maurice	\$6.50	\$6.50
348	Bank of Montreal - Mastercard		\$1,731,833.70
349	Prairie Architects Inc.		\$915,308.40
350	Saskatchewan Public Safety Agency		\$636,558.46
351	Aebi Schmidt Canada Inc.		\$423,694.77
352	Acme Infrastructure Services Inc.		\$314,855.99
353	Versaterm Public Safety Inc		\$215,214.65
354	Lakeland Ford Sales (2009) Ltd.		\$193,999.30
355	Mocon Construction Ltd		\$191,898.47
356	MTE Excavating Ltd		\$182,709.61
357	Sask Rivers School Div #119		\$159,146.92
358	Badger Meter		\$122,041.96
359	M D Charlton Co. Ltd.		\$104,514.15
360	Sask Housing Corporation		\$104,360.09
361	Delco Automation Inc.		\$103,020.65
362	PCL Construction Management Inc.		\$95,245.23
363	Carlton Trail Railway Company		\$93,962.72
364	Capital H2O Systems, Inc.		\$90,300.00
365	Glenmor Equipment LP		\$89,731.89
366	Canadian Recreation Solutions Inc.		\$78,972.34
367	NCSWM Corporation		\$71,050.00
368	The Container Guy Ltd		\$69,521.06

No.	Vendor Name	From 8/1/2023 to 8/31/2023	From Start of Year to 8/31/2023
369	Line West Ltd.		\$66,689.10
370	Fer-Marc Equipment Ltd.		\$65,754.94
371	Early's Farm & Garden Centre		\$64,965.45
372	Xylem Canada Company		\$63,161.26
373	Canadian Police College		\$62,312.31
374	Clark's Supply & Service Ltd.		\$60,017.75
375	Shantero Productions		\$59,871.23
376	Toter, LLC c/o Wastequip		\$58,938.30
377	Saskatoon Boiler Mfg. Co. Ltd.		\$58,496.25
378	ESRI Canada		\$56,377.80
379	Mann Art Gallery		\$56,200.00
380	Eda Environmental Ltd.		\$54,012.50
381	Blackdog Roofing		\$52,447.50
382	1823625 Alberta Ltd. o/a Marshall Lines 2014		\$47,310.42
383	Dynamic Funds		\$46,909.00
384	Aqua-Aerobic Systems, Inc.		\$44,362.50
385	Raven Rescue Safety Medical Ltd.		\$43,689.21
386	B A Robinson Co. Ltd.		\$43,215.14
387	Lajcon Distributors		\$42,287.67
388	PerfectMind Inc.		\$42,030.00
389	RNF Ventures Ltd.		\$38,388.56
390	Brogan Fire & Safety		\$38,183.75
391	Prince Albert Historical Society		\$35,540.00
392	GV Audio Inc.		\$34,702.09
393	Sask Urban Municipalities Assoc (SUMA)		\$34,303.90
394	Nagy Holdings Ltd.		\$34,257.05
395	Lafrentz Road Services Ltd.		\$33,771.23
396	Lenovo Canada Inc.		\$33,480.71
397	Prince Albert Grand Council		\$33,400.00
398	Astrographic Industries Ltd		\$32,888.00
399	Brenntag Canada Inc		\$32,243.40
400	Automated Aquatics Canada Ltd.		\$31,660.87
401	Info Tech Research Group		\$31,185.00
402	Sigma Safety Corp.		\$31,018.64
403	Adair's Demolition Ltd.		\$30,525.00
404	Earthworks Equipment		\$30,137.09
405	Tash's Flooring Outlet/Window Coverings		\$30,061.99
406	FirstDATA Consulting LLC		\$29,970.00
407	United Chemical Limited		\$26,968.30
408	SolidCAD		\$26,518.91
409	Stantec Consulting Ltd.		\$26,404.36
410	Bold Dance Productions		\$25,498.33
411	2022 Canadian Mixed Curling Championship		\$25,200.00
412	Westar Ventures Ltd		\$25,058.25
413	Beyond Backyards Landscaping Ltd		\$24,757.50
414	Thorpe Bros. Ltd.		\$24,692.81

No.	Vendor Name	From 8/1/2023 to 8/31/2023	From Start of Year to 8/31/2023
415	OK Tire & Auto Service		\$24,522.28
416	Carlton Park Community Club		\$24,419.01
417	WaterTrax o/a Aquatic Informatics Inc.		\$22,910.55
418	East End Community Club		\$21,911.51
419	Prince Albert Mobile Crisis Unit		\$21,800.00
420	Moon Coin Productions		\$21,462.62
421	Compass Municipal Services Inc.		\$21,417.80
422	Lite-Way Electric Ltd.		\$21,018.65
423	Thorpe Industries Ltd		\$20,877.67
424	Flocor		\$20,181.42
425	Eecol Electric (Sask) Ltd.		\$19,983.63
426	NSC Minerals Ltd.		\$19,332.59
427	Tip Top Decorators Ltd		\$19,325.10
428	East Hill Community Club		\$19,174.00
429	101290873 Saskatchewan Ltd. (Nathan Stregger-ski hill contractor)		\$19,150.00
430	Crescent Heights Community Club		\$19,119.00
431	SRNet Inc.		\$18,900.00
432	DC Strategic Management		\$18,473.44
433	Tomko Sports Systems		\$17,693.81
434	BLC Limited		\$17,605.00
435	Organization of Saskatchewan Arts Councils		\$17,587.50
436	Prince Albert Chamber of Commerce		\$17,532.45
437	Fountain Tire Prince Albert Ltd		\$17,529.11
438	Raymax Equipment Sales Ltd.		\$17,451.22
439	Paquin Entertainment		\$17,400.00
440	Crescent Acres Community Club		\$16,518.00
441	Canadian Tire		\$16,472.77
442	Air Canada		\$16,143.70
443	The Bolt Supply House Ltd		\$15,821.81
444	RKX Craftwood Service		\$15,788.76
445	Consortech Solutions Inc		\$15,750.00
446	Frontline Truck & Trailer		\$15,684.94
447	Greenwave Innovations		\$15,540.00
448	Canadian Ramp Company		\$15,493.83
449	Amazon.ca		\$15,438.91
450	Canadian BDX Inc.		\$15,290.10
451	Vipond Inc.		\$14,877.34
452	Invictus Entertainment Group Inc.		\$14,750.00
453	Kal Tire Ltd.		\$14,739.35
454	Highline Electric P.A. Ltd		\$14,738.03
455	Naber Ford Sales Ltd.		\$14,618.70
456	Applied Industrial Technologies		\$14,530.12
457	Source For Sports		\$14,296.75
458	Concord Theatricals		\$14,100.59
459	Ballet "N" All That Jazz Dance Centre Inc.		\$14,074.45
460	Source Office Furnishings		\$13,850.04

No.	Vendor Name	From 8/1/2023 to 8/31/2023	From Start of Year to 8/31/2023
461	LexisNexis Risk Solutions		\$13,682.54
462	Miovision Technologies Incorporated		\$13,210.11
463	Big Drum Media		\$13,209.28
464	Rona Inc. - Prince Albert		\$13,096.19
465	Colored Shale Products Inc		\$13,085.87
466	Intercontinental Toronto		\$12,934.25
467	MSC Industrial Supply ULC		\$12,877.30
468	Ticket Tracer Corporation		\$12,855.15
469	Dulux Paints		\$12,788.60
470	Imprivata		\$12,769.17
471	Hazeldell Community Club		\$12,750.00
472	Midtown Community Club		\$12,750.00
473	Locke Electric		\$12,669.08
474	Entandem Inc		\$12,553.39
475	PA Arts Board		\$12,500.00
476	My Place Catering		\$12,460.01
477	Willms Engineering Ltd.		\$12,220.54
478	Promotional Marketing		\$12,181.14
479	Election Systems & Software Canada, ULC		\$12,060.15
480	Hach Sales & Service Canada Ltd		\$12,007.54
481	Strategic Steps Inc.		\$11,990.16
482	Superior Truck Equipment Inc./North America		\$11,939.33
483	Van Houtte Coffee Services Inc		\$11,752.27
484	Concept 3 Business Interiors		\$11,400.75
485	Fastenal		\$11,286.09
486	Fresh Air Experience		\$11,095.57
487	Halcro Metals Inc.		\$10,763.28
488	SIGI Canada		\$10,701.04
489	Superior LLC, a CentralSquare Company		\$10,618.73
490	Arborist Supply Co Inc		\$10,194.56
491	Prince Albert Diesel Injection (2004) Ltd.		\$10,185.88
492	Neuman Thompson		\$10,164.86
493	P.A. Nordic Ski Club		\$10,000.00
494	Robertson Stromberg Pedersen LLP		\$9,956.58
495	Peerless Engineering Sales Ltd.		\$9,950.92
496	Madbull Stump Grinding & Tree Removal		\$9,895.34
497	1215404 BC Ltd. (DBA Claymore Cloths)		\$9,894.93
498	Princess Auto		\$9,875.44
499	Jake Vaadeland		\$9,826.51
500	ITM Instruments Inc		\$9,676.43
501	SMG Operating Ltd O/A See More Green Landscaping		\$9,614.17
502	High Q Greenhouses Inc.		\$9,595.10
503	Puetz Enterprises Ltd.		\$9,550.68
504	Performing Arts Warehouse		\$9,378.64
505	Aaction Transmission Ltd.		\$9,249.17
506	Dee-Jacks Custom Metal and Welding		\$9,211.89

No.	Vendor Name	From 8/1/2023 to 8/31/2023	From Start of Year to 8/31/2023
507	Prince Albert Dance Company		\$9,133.01
508	Prince Albert Winter Festival		\$8,977.60
509	Saskatchewan Gov't Insurance		\$8,909.22
510	BMR Mfg Inc		\$8,900.85
511	Flaman Sales & Rentals Prince Albert		\$8,891.59
512	Korth Group Ltd.		\$8,864.42
513	Saskatchewan Association of Chiefs of Police		\$8,855.00
514	VWR International Co		\$8,693.41
515	Winnipeg Airport Services Corp		\$8,505.00
516	Hubert Distributing Company Inc		\$8,417.31
517	Falcon Equipment Ltd.		\$8,340.73
518	Coronet Hotel		\$8,325.06
519	Veolia Water Solutions Canada		\$8,278.06
520	Federation of Canadian Municipalities		\$8,234.31
521	Windows Beautiful By Cheryl		\$8,112.99
522	Cadmus Delorme		\$8,000.00
523	Madikale Touring Inc.		\$7,975.00
524	Delta Hotels		\$7,964.39
525	Saunders Electric Ltd.		\$7,962.86
526	Lawson Products Inc		\$7,955.55
527	GHD Digital (Canada) Ltd		\$7,938.00
528	The Backyard and Compost Corner		\$7,846.00
529	The Roman Empire Production Corp		\$7,825.00
530	WD Industrial Group		\$7,629.30
531	Emsco Equipment Maintenance & Supply Co.		\$7,540.50
532	Prince Albert Shopper		\$7,536.90
533	Technical Safety Authority of Saskatchewan		\$7,503.00
534	Cheesecake Burlesque Revue		\$7,281.00
535	Avia NG Inc.		\$7,204.06
536	Edmonton Pops Orchestra Society		\$7,172.10
537	P A Battery & Truck Accessories		\$7,167.89
538	Setcan		\$7,083.30
539	Engineered Pipe Group		\$7,056.55
540	Mak Homes Ltd.		\$6,999.79
541	Westjet		\$6,914.16
542	Backupify Inc.		\$6,779.63
543	AED Advantage		\$6,767.22
544	Linde Canada Inc		\$6,756.82
545	Staples		\$6,562.27
546	Prince Albert Skating Club		\$6,500.00
547	The Treadmill Factory		\$6,488.53
548	YWCA		\$6,450.00
549	Provox Systems Inc.		\$6,365.48
550	Best Buy		\$6,283.33
551	The Brick		\$6,262.31
552	Innovation, Science and Economic Development Canada		\$6,257.50

No.	Vendor Name	From 8/1/2023 to 8/31/2023	From Start of Year to 8/31/2023
553	BDI Canada Inc.		\$6,251.12
554	Eagles Nest Youth Ranch		\$6,200.00
555	Prince Albert Council for the Arts		\$6,200.00
556	Prince Albert Metis Women's Assoc. Inc.		\$6,200.00
557	Prince Albert Metis Nation Local 7 Inc.		\$6,200.00
558	Common Weal Community Arts-PA Branch		\$6,198.50
559	T-R Spring & Align Ltd.		\$6,137.69
560	Komline-Sanderson		\$6,124.84
561	Total Service & Contracting Ltd.		\$6,065.60
562	North Central District Athletic Association		\$6,018.50
563	Buckland Fire & Rescue		\$6,000.00
564	L' Ecole des Petits Preschool		\$6,000.00
565	Charles Repair & Service Co. Ltd.		\$5,970.97
566	Comairco Equipment Ltd.		\$5,961.54
567	VendorPanel Pty Ltd		\$5,948.80
568	Prince Albert Female Hockey Tournament		\$5,940.00
569	Shananigans Coffee & Desert Bar		\$5,796.73
570	Jackie Packet		\$5,681.57
571	gtechna Mobile Enforcement Solutions		\$5,651.74
572	Birch Hills Dance		\$5,606.69
573	Sign Universe		\$5,599.85
574	AIM: Artists in Motion Inc		\$5,500.00
575	Prince Albert Gymnastics Club		\$5,500.00
576	You Will Love It Live		\$5,500.00
577	E.B. Horsman & Son		\$5,470.16
578	Snap on Tools		\$5,469.19
579	Collision Forensic Solutions		\$5,425.40
580	Prince Albert District Planning Commission		\$5,420.00
581	U13 B Eagles		\$5,400.00
582	Paradigm Software		\$5,322.41
583	Wainbee Ltd		\$5,321.74
584	P.A. Radiator Shop		\$5,274.72
585	Beth Gobeil		\$5,262.68
586	Sask Polytechnic-Regina Campus		\$5,208.00
587	Prince Albert Science Centre Inc		\$5,200.00
588	Zogics		\$5,182.13
589	Traffic Logix Inc		\$5,151.30
590	Express It More Promotional Products		\$5,136.25
591	GMSI Group		\$5,017.61
592	Thomas Crier		\$5,000.00
593	Hiltila Krogh		\$5,000.00
594	Brittany Hudak		\$5,000.00
595	Indigenous Angels Ltd		\$5,000.00
596	Lunar Productions Canada		\$5,000.00
597	Prince Albert Pikes Artistic Swimming Club		\$5,000.00
598	PA Ski Club		\$5,000.00

No.	Vendor Name	From 8/1/2023 to 8/31/2023	From Start of Year to 8/31/2023
599	The Covina-Thomas Company		\$4,974.66
600	Paradise Pools (Commercial) Inc.		\$4,915.89
601	Saskatchewan Assessment Appraisers Association		\$4,882.50
602	Latent Forensic Services Inc.		\$4,857.93
603	Randy Hurd		\$4,809.63
604	Remco Memorials Ltd.		\$4,678.65
605	Accra Lock & Safe Co. Ltd.		\$4,551.67
606	Morel Music International Inc		\$4,500.00
607	Prince Albert Community Basketball Assoc Inc.		\$4,500.00
608	Tri Sonic Sound		\$4,484.40
609	Brett Young		\$4,478.85
610	Inductive Automation		\$4,465.63
611	KCA Group		\$4,462.50
612	Lexcom Systems Group Inc.		\$4,438.05
613	Green For Life Environmental		\$4,411.44
614	BH Safety Services & Consulting		\$4,347.00
615	Econo-Chem		\$4,329.00
616	Fantasyland Hotel		\$4,313.13
617	Ben's Auto Glass		\$4,149.56
618	Precision Electro Mechanical		\$4,127.03
619	Nova Pole International Inc		\$4,079.25
620	Aqua Data Atlantic		\$4,034.85
621	Prince Albert Slo Pitch League		\$4,000.00
622	Riverside Public School		\$4,000.00
623	Millsap Fuel Distributors		\$3,978.35
624	Prince Albert Child Care Co-operative		\$3,976.72
625	Fabco Plastics Saskatoon Ltd.		\$3,960.82
626	Municipal Information Systems Assoc. Prairies Chapter		\$3,954.82
627	Nicole Sawchuk In Trust		\$3,950.00
628	Facebook Inc.		\$3,940.59
629	Best Western Hotels		\$3,890.86
630	Institute of Transportation Engineers		\$3,889.38
631	PA Paw Print Inn		\$3,886.90
632	ecOzone		\$3,885.00
633	Gray's Funeral Chapel Ltd./Arbor Memorial Inc.		\$3,879.75
634	Arts Touring Alliance of Alberta		\$3,875.55
635	Equinox Industries Ltd		\$3,805.25
636	Western Imperial Magnetics LTD.		\$3,747.63
637	Grand & Toy		\$3,730.22
638	CTOMS		\$3,663.16
639	Trans-Care Rescue Ltd		\$3,651.91
640	Select Entertainment		\$3,648.75
641	Rotork Controls Canada Ltd		\$3,641.94
642	Porter Music Management		\$3,575.00
643	Vallen Canada Inc.		\$3,525.06
644	Gallus Golf LLC		\$3,512.85

No.	Vendor Name	From 8/1/2023 to 8/31/2023	From Start of Year to 8/31/2023
645	I Book Shows Inc.		\$3,500.00
646	Saskatchewan Safety Council		\$3,490.00
647	Levitt Safety Limited		\$3,473.58
648	National Process Equipment Pumps & Compressors		\$3,434.70
649	Costco.ca		\$3,430.59
650	Flame Tech Combustion Services Inc		\$3,428.24
651	Flaman Fitness- Saskatoon		\$3,421.41
652	Marcy Friesen		\$3,394.75
653	Graffiti Music Company		\$3,350.00
654	Ina Holmen		\$3,349.17
655	St. Johns Ambulance		\$3,341.96
656	Kushal P. Dave		\$3,320.00
657	Chartered Professional Accountants of Saskatchewan		\$3,318.00
658	Tee-on Golf Systems Inc.		\$3,316.68
659	R & R Products Inc		\$3,302.18
660	Michelle Truman		\$3,300.00
661	Cummins Western Canada		\$3,276.14
662	Rideau Recognition Solutions Inc.		\$3,246.75
663	RCMP "K" Division F.S.S.B.		\$3,237.43
664	ADB Safegate Canada Inc		\$3,231.90
665	Cludo Inc		\$3,208.80
666	WSP E & I Canada Ltd.		\$3,186.63
667	Practica Ltd		\$3,097.87
668	Peavey Mart		\$3,085.37
669	OCR Canada		\$3,082.25
670	Mac Tools		\$3,055.68
671	Western Canada Water & Wastewater Association & Constituent Orga		\$3,052.50
672	Wal-Mart Canada Corp.		\$3,050.89
673	MLT Aikins LLP		\$3,044.75
674	Radius Entertainment		\$3,023.36
675	Prince Albert and Area Athletic Association		\$3,000.00
676	Prince Albert Minor Softball Association		\$3,000.00
677	Townfolio Inc o/a Munisight Ltd.		\$2,997.00
678	Absolute Fire Protection		\$2,996.86
679	Alamanda Communications Inc.		\$2,977.34
680	Xtreme Wear Parts Inc		\$2,971.50
681	Troy Life & Fire Safety Ltd		\$2,969.52
682	Prince Albert Rent A Car		\$2,961.76
683	Leon's Furniture		\$2,960.37
684	George Glenn		\$2,955.00
685	Arts Management Systems		\$2,934.75
686	SKW Consulting & Psychological Services		\$2,900.00
687	Jordair Compressors Inc.		\$2,880.18
688	BIOMED Recovery & Disposal		\$2,878.65
689	Rod's Decorating Centre Ltd.		\$2,862.71
690	Municipal Media Inc.		\$2,835.00

No.	Vendor Name	From 8/1/2023 to 8/31/2023	From Start of Year to 8/31/2023
691	Tire Stewardship of Saskatchewan Inc.		\$2,808.75
692	Canadian Association of Chiefs of Police(CACP/ACCP)		\$2,804.55
693	Canadian Urban Transit Association		\$2,803.97
694	Big Sisters/Big Brothers Prince Albert & District Inc.		\$2,800.00
695	Crisis & Trauma Resource Institute		\$2,783.02
696	626963 Saskatchewan Ltd. (Portable Bore Welding & Line Boring)		\$2,755.98
697	911 Supply		\$2,753.54
698	Extreme Technology		\$2,748.08
699	Prinoth Ltd.		\$2,737.72
700	FLSmith USA, Inc - Tuscon Operations		\$2,723.54
701	Dafco Filtration Group		\$2,710.63
702	Canadian Assoc of Police Governance		\$2,710.60
703	Alan Ruder		\$2,706.00
704	St. Mary's High School		\$2,690.95
705	Chartered Professionals in Human Resources		\$2,677.50
706	Merit Manufacturing Inc		\$2,673.30
707	Tenaquip Ltd.		\$2,668.71
708	Lindsay Urquhart		\$2,661.12
709	CP Distributors Ltd.		\$2,655.66
710	Jet Ice Limited		\$2,648.63
711	Steve's Auto Electric		\$2,635.35
712	Fort Garry Industries Ltd.		\$2,629.99
713	Northern Weld Workz		\$2,622.37
714	The Backyard Family Entertainment Corp.		\$2,607.49
715	Pro-Tech Alarm System Services		\$2,593.40
716	Aquam Inc		\$2,553.70
717	P.A. Auto Body (1983) Ltd.		\$2,551.35
718	Custom Covers		\$2,539.87
719	SOS Electrical Ltd.		\$2,526.51
720	Sutton Place Hotel		\$2,522.13
721	Urban Tactical (Winnipeg) Ltd.		\$2,518.59
722	Kin Enterprises Inc.		\$2,505.94
723	Diamondfield Entertainment Inc.		\$2,500.00
724	Water Blast Manufacturing LP		\$2,495.55
725	Kindersley Transport Ltd.		\$2,473.10
726	Signature Coins		\$2,448.07
727	Hi Pro Recreation Services		\$2,447.55
728	Windsor Plywood		\$2,436.44
729	Weber Supply Distributors		\$2,428.25
730	Eaton Industries (Canada) Company		\$2,405.37
731	Ecole St. Mary High School		\$2,400.00
732	Mike Zaparaniuk		\$2,400.00
733	Winn 911 Software		\$2,367.29
734	ALS Environmental		\$2,361.24
735	Rempel Engineering & Management Ltd.		\$2,349.60
736	The Slocan Ramblers Ltd.		\$2,337.50

No.	Vendor Name	From 8/1/2023 to 8/31/2023	From Start of Year to 8/31/2023
737	Marsollier Petroleum		\$2,294.97
738	Cansel		\$2,289.86
739	TNT Work & Rescue Inc		\$2,245.89
740	North-Line Canada Ltd		\$2,245.20
741	Shellbrook Home Hardware		\$2,237.76
742	CJC & Co. LLP		\$2,208.30
743	Prairie Wild Consulting Co.		\$2,205.00
744	Holiday Inn Hotel		\$2,200.62
745	LJ Kimbley		\$2,200.00
746	U11 B Knights		\$2,200.00
747	Ecco Heating Products Ltd.		\$2,195.93
748	Prairie Mobile Communications		\$2,195.13
749	Jesse Heit		\$2,187.25
750	Transportation Association of Canada		\$2,181.07
751	Paul Isaak		\$2,178.75
752	Active Network Ltd.		\$2,144.52
753	Vermeer Canada Inc.		\$2,141.95
754	National Fire Codes		\$2,135.38
755	Trisha Ermine-Umpherville		\$2,118.00
756	Superstore		\$2,030.03
757	Micah Daniels		\$2,000.00
758	Janelle Matice		\$2,000.00
759	Prince Albert Festival of Dance		\$2,000.00
760	Prince Albert Warhawks		\$2,000.00
761	The Feldman Agency Inc.		\$2,000.00
762	U11 Prince Albert Astros		\$2,000.00
763	U13 A Moose		\$2,000.00
764	U9 B Rangers		\$2,000.00
765	Triple R Contracting Ltd		\$1,992.40
766	Eric Cline		\$1,991.45
767	Mid Continental Pump Supply		\$1,978.02
768	R.M. of Prince Albert #461		\$1,974.63
769	Fairplay Corporation		\$1,969.27
770	Your Lifes Path		\$1,955.14
771	ABC Fire & Safety Equipment		\$1,951.38
772	Prince Albert Alarm Systems Ltd		\$1,934.73
773	Bluebeam, Inc.		\$1,917.93
774	Blue Moose Media Inc		\$1,915.65
775	Grey Eagle Resort and Casino		\$1,911.58
776	Reflections Auto & Window Glass		\$1,888.40
777	Everguard Fire and Safety		\$1,886.98
778	Sask Economic Developers Assoc.(seda)		\$1,878.45
779	Ralph Boychuk		\$1,875.00
780	Shoppers Drug Mart a/o 102141239 Sask Ltd.		\$1,854.44
781	CPKN Network Inc.		\$1,853.25
782	Commercial Truck Equipment Corp		\$1,832.67

No.	Vendor Name	From 8/1/2023 to 8/31/2023	From Start of Year to 8/31/2023
783	Prince Albert Mintos		\$1,800.00
784	Prince Albert Northern Bears		\$1,800.00
785	Special Olympics Saskatchewan		\$1,800.00
786	U15 Cyclones		\$1,800.00
787	Park Town Hotel		\$1,769.76
788	Pitney Bowes		\$1,769.71
789	Executive Convention Management		\$1,764.00
790	International Association of Airport Executive Canada		\$1,757.70
791	Tradewind Scientific Ltd		\$1,741.95
792	Scentiments Floral Ltd.		\$1,713.37
793	SSL.com		\$1,708.47
794	Delaney Swystun		\$1,696.00
795	Twilight Framing & Gallery		\$1,695.24
796	Tony Fitzgerald		\$1,689.00
797	Rassettica Testing Ltd.		\$1,687.81
798	Denver Cross		\$1,667.52
799	Cherry Insurance		\$1,665.00
800	Evergreen Nissan		\$1,664.15
801	Blaine Broker		\$1,658.21
802	U11 C Wolves		\$1,650.00
803	Ranjitt Mann		\$1,634.02
804	101004487 Sask Ltd HVAC Service		\$1,626.15
805	Darcy Myers		\$1,623.43
806	Exact Fencing Ltd.		\$1,619.49
807	Jaguar Media Inc.		\$1,617.00
808	Auto Details on 6th Ltd.		\$1,612.83
809	Murrays Appliance Service		\$1,608.95
810	American 3B Scientific, LP		\$1,602.43
811	Raylene Melnyk		\$1,595.07
812	Joel Miedema		\$1,590.00
813	Portapay.com		\$1,586.23
814	Tim Hortons		\$1,551.27
815	Wounded Warriors Magazine		\$1,548.75
816	ISA - Prairie Chapter		\$1,547.47
817	Crown Shred & Recycling (PA) Inc.		\$1,545.85
818	Wanuskewin Heritage Park Auth.		\$1,541.86
819	Steve Harmer		\$1,522.50
820	Impact Marketing Services Ltd		\$1,503.62
821	Alberta Airports Management Association		\$1,500.00
822	Rebecka Klughart		\$1,500.00
823	Park Range Veterinary Services		\$1,492.83
824	Isidoro Lora - Tamayo Villacieros		\$1,487.50
825	Donald Beuker		\$1,478.44
826	Kathy McMullin		\$1,472.01
827	Google		\$1,463.34
828	West Hill Medical Clinic		\$1,450.00

No.	Vendor Name	From 8/1/2023 to 8/31/2023	From Start of Year to 8/31/2023
829	Christie Lites Sales		\$1,446.76
830	Carson Butterwick		\$1,443.75
831	Rogue Fitness		\$1,434.12
832	Trane Canada ULC		\$1,420.80
833	Amy Bishop		\$1,417.50
834	Nora Vedress		\$1,410.92
835	Vince Herzog		\$1,410.00
836	Saskatchewan Professional Planners Institute		\$1,404.12
837	Air Liquide		\$1,404.09
838	PACI Dance - More than a Room		\$1,403.05
839	U9 C Bruins		\$1,400.00
840	Victoria Hospital Foundation		\$1,400.00
841	Mann-Northway AutoSource		\$1,375.59
842	Stockyards (Prince Albert) Limited Partnership		\$1,358.01
843	Gordon Stewart		\$1,351.68
844	Jennifer Greyeyes c/o Serene Cleaing Services		\$1,325.00
845	Tanya Sinclair		\$1,312.50
846	Alt Hotels		\$1,304.49
847	Intuiface		\$1,302.00
848	U9 A Leafs		\$1,300.00
849	Aiden Edwards		\$1,294.00
850	Nellie Bachek		\$1,287.60
851	Canadian Association of Fire Chiefs		\$1,283.35
852	Canadian Golf Superintendents Association		\$1,276.27
853	Home Inn & Suites		\$1,271.21
854	Spoto o/a Xiongmaoton		\$1,268.75
855	Johnston Group		\$1,260.00
856	Taylor Risk Solutions Inc		\$1,260.00
857	Currentware Inc		\$1,257.48
858	Carverhill Counselling & Consulting Ltd.		\$1,250.00
859	Days Inn		\$1,249.04
860	Eventbrite		\$1,245.38
861	Saskatchewan Assoc. of Municipal Enforcement Officers		\$1,245.00
862	Lloyd Libke Law Enforcement Sales Inc.		\$1,238.99
863	California State University		\$1,235.81
864	Sandman Hotels		\$1,230.08
865	Lucky Bastard Distillers		\$1,214.40
866	Hero Products Group		\$1,213.44
867	Churchill Regional Skating		\$1,200.00
868	Operator Certification Board		\$1,200.00
869	U11 A Hawks		\$1,200.00
870	Wingate by Wyndham		\$1,192.70
871	Bell Mobility Inc.		\$1,186.73
872	Judy McNaughton		\$1,182.00
873	Evolution AV Ltd.		\$1,165.50
874	Athens Technical Specialists Inc.		\$1,158.84

No.	Vendor Name	From 8/1/2023 to 8/31/2023	From Start of Year to 8/31/2023
875	Fraser Spafford Ricci Art & Archival Conservation Inc.		\$1,155.00
876	Safeway Canada Ltd.		\$1,151.19
877	Justice Institute of British Columbia		\$1,142.42
878	Fairmont Hotels		\$1,140.44
879	Caseware International Inc.		\$1,128.75
880	Dan Christakos		\$1,125.00
881	Gordon Hood		\$1,125.00
882	Joel Theatrical Rigging Contractors (1980) Ltd.		\$1,124.55
883	Janice Baldhead		\$1,119.00
884	Sask Polytechnic- Saskatoon Campus		\$1,116.38
885	Kerri MacLeod		\$1,115.00
886	Golf Saskatchewan		\$1,110.00
887	Holly Rae Yuzicapi		\$1,107.40
888	Production Lighting Ltd		\$1,105.25
889	Adobe Systems		\$1,100.57
890	eOne Integrated Business Solutions		\$1,100.00
891	Global Sign Inc.		\$1,095.98
892	ISACA		\$1,086.16
893	Adcom Solutions		\$1,083.92
894	Shelley Bird		\$1,080.00
895	Dana Ismail		\$1,080.00
896	Direct Dial. com		\$1,078.92
897	Folk Consulting Inc.		\$1,053.44
898	Alex Powalinsky o/a All my Relations Photography		\$1,050.00
899	SOS Communications Ltd		\$1,050.00
900	Caster Town		\$1,042.85
901	Rally Motors Ltd.		\$1,042.28
902	Darcy Dubuque		\$1,023.75
903	Communities Building Youth Futures Prince Albert		\$1,022.85
904	Westburne		\$1,018.28
905	Barndog Productions Inc.		\$1,010.76
906	Saskatoon Inn		\$1,008.38
907	ATAP Infrastructure Management Ltd		\$1,008.00
908	Calvary United Church		\$1,000.00
909	Dawson Dressler		\$1,000.00
910	Modeste McKenzie		\$1,000.00
911	Prince Albert Multicultural Council		\$1,000.00
912	Red Wolf Boxing Club		\$1,000.00
913	Rock Trout Cafe		\$1,000.00
914	Audry Neubuhr		\$999.18
915	Truck Outfitters Prince Albert Inc.		\$996.32
916	Construction Fasteners & Tools Ltd		\$995.72
917	Event Pro Software		\$993.93
918	Wolverine Supplies		\$986.61
919	Seven Oaks Motor In.		\$985.52
920	TBS Collision & Auto Glass Ltd.		\$982.99

No.	Vendor Name	From 8/1/2023 to 8/31/2023	From Start of Year to 8/31/2023
921	McDougall Auctioneers Ltd.		\$982.67
922	Parkland Emergency Medical Services		\$981.30
923	Brady		\$977.98
924	Cherrie Vermette		\$964.38
925	Stacey Friesen		\$959.64
926	P A Janitorial Services 1983		\$959.04
927	K-Light Recycling		\$949.52
928	Petticoat Creek Press Inc.		\$945.00
929	Sylvia Chave		\$937.50
930	Michael's Store		\$929.97
931	Arctic Automotive and Marine Supply		\$926.00
932	Garry Vermette		\$920.30
933	Elizabeth M. Settee		\$913.50
934	Defense Metals Canada		\$910.29
935	Comprehensive Chemical & Water Treatment Inc.		\$901.44
936	Jody Hammersmith		\$900.00
937	Ministry of Saskatchewan Agriculture		\$900.00
938	Philip Cobb		\$895.00
939	The Clean Team		\$888.00
940	Carolyn Carleton		\$887.40
941	Jess I Harnett		\$871.35
942	Dollarama		\$870.53
943	Total Signage		\$865.80
944	JonLao Photography & Graphic Design		\$850.00
945	Eliza Mary Doyle		\$849.80
946	Kiri Holizki		\$845.00
947	University of Alberta		\$845.00
948	Industrial Fluid Consultants		\$844.58
949	Project Management Institute, Inc.		\$840.95
950	Justin LaBrash		\$840.00
951	Municipal World Inc		\$834.75
952	Adnet Agency		\$829.50
953	Army Navy & Airforce Vets		\$827.88
954	Kinsmen Senior Heritage Centre		\$827.88
955	PA Legion		\$827.88
956	Linkedin		\$823.37
957	Prince Albert Early Childhood Council		\$820.00
958	Spectrum Sound Systems		\$813.75
959	Shaun Warkentin		\$808.95
960	Constant Contact		\$805.34
961	Carrie Martel		\$800.98
962	Jason Cabanaw		\$785.52
963	Debbie MacKenzie		\$784.50
964	Wachs Canada Ltd		\$782.46
965	T.J.s Pizza		\$777.80
966	Starlink		\$777.00

No.	Vendor Name	From 8/1/2023 to 8/31/2023	From Start of Year to 8/31/2023
967	Madelyn Ouellett		\$775.00
968	The Sign Shack		\$770.96
969	Government Finance Officers Association		\$764.54
970	Prince Albert Music Festival Association		\$762.15
971	Challenges Unlimited Inc.		\$752.97
972	Michael Adona		\$750.91
973	Cherise Arnesen		\$750.00
974	Lavoie Stonechild Law Office		\$750.00
975	Bethany Leachman		\$750.00
976	Allison Matchap		\$750.00
977	Pamela Nelson		\$750.00
978	Canada Ticket Inc		\$745.64
979	Bruce Gibson		\$744.82
980	Northern Elite Firearm		\$743.64
981	Suntech Systems Ltd.		\$742.71
982	Saskatoon Airport Authority		\$739.00
983	Don's Photo Shop		\$735.93
984	A+ Contracting		\$735.00
985	Comfort Inn		\$733.63
986	Wix.com		\$730.28
987	Belinda Bratvold		\$730.00
988	Doty Belt		\$724.57
989	Mark's Work Wearhouse		\$720.16
990	Art Schifft		\$719.25
991	Irvin & Toni Hamilton		\$714.50
992	PAYPAL		\$712.30
993	Bunker Fire Ltd		\$708.75
994	Zachary Blackmon		\$706.63
995	Greg Siegel		\$701.32
996	WPY Insight Training		\$700.34
997	Glenn Gessner		\$700.00
998	Ethan Ostafichuk		\$700.00
999	Rogers Wireless Inc.		\$699.14
1000	Genelle Amber Studios		\$699.00
1001	THM Industrial Audiology		\$695.00
1002	Mail Chimp .com		\$691.13
1003	Saskatchewan Federation of Police Officers		\$690.00
1004	Integ Controls and Instrumentation Inc		\$685.13
1005	Saskatchewan Building Officials Association		\$684.00
1006	Brigit & Braden Best		\$682.50
1007	306 Tactical		\$672.84
1008	Town of Rosthern		\$666.66
1009	Town of Duck Lake		\$666.66
1010	Town of Shellbrook		\$666.66
1011	Alberta Professional Planners Institute		\$665.72
1012	Harley Davis		\$665.56

No.	Vendor Name	From 8/1/2023 to 8/31/2023	From Start of Year to 8/31/2023
1013	Flo-Draulic Controls Ltd		\$661.23
1014	Teri Crain		\$656.00
1015	Dave Henson		\$654.50
1016	Bonnie Bailey		\$654.39
1017	Macbeeners Business Goods PA		\$651.28
1018	Associated Fire Safety Group		\$649.35
1019	Market Tire Prince Albert		\$648.57
1020	Sheila Devine		\$646.74
1021	Stefan Schultz		\$643.80
1022	E Z Texting		\$640.72
1023	Gerald Fillmore		\$634.00
1024	Sport Tourism Canada		\$630.00
1025	Shell Canada		\$624.33
1026	Actionwear Saskatoon Inc.		\$621.60
1027	Paul DM Papp		\$621.60
1028	MyZone Printing		\$621.37
1029	Cut Casual Steak & Tap		\$614.64
1030	Grammarly Inc.		\$611.37
1031	Haix North America		\$609.98
1032	Saskatchewan Liquor & Gaming Authority		\$609.00
1033	OGP Enterprises Inc		\$607.95
1034	Bell Canada		\$602.46
1035	Skye Brandon		\$600.00
1036	Karla Kloeble		\$600.00
1037	Off The Cuff Improv & Interactive		\$600.00
1038	Prince Albert Parkland Health Region		\$600.00
1039	Regional Community Airports of Canada		\$600.00
1040	Richard Caron		\$592.52
1041	Eco Management Services Inc		\$590.86
1042	Wade Connolly		\$580.50
1043	Sask Polytechnic-Moose Jaw Campus		\$578.75
1044	Todd Antaya		\$577.50
1045	Slow Burn Recycling Services		\$574.24
1046	North Star Signs		\$564.99
1047	Francis & Michelle Delurey		\$561.59
1048	Secure Choice Moving & Storage		\$560.31
1049	Sheraton Cavalier Hotel		\$556.78
1050	Bill Stevenson Photography		\$556.50
1051	Trimble Inc		\$550.36
1052	Fabian Minnema		\$550.00
1053	Gillian Snider		\$550.00
1054	Venice House		\$546.46
1055	Roy Klein		\$546.00
1056	Covert Track Group, Inc		\$543.02
1057	Canva Pty Ltd		\$541.99
1058	Al Dyer		\$541.90

No.	Vendor Name	From 8/1/2023 to 8/31/2023	From Start of Year to 8/31/2023
1059	Technology Professionals Saskatchewan		\$540.00
1060	Victoria N Braaten		\$538.95
1061	Party City		\$538.55
1062	Jamie Chartrand		\$536.00
1063	Asset Management Saskatchewan Inc.		\$525.00
1064	The Procurement School		\$525.00
1065	Arthur (Jim) Jansen		\$524.48
1066	Vue It Communication		\$524.29
1067	Expedia.ca		\$524.08
1068	Alamo Rent-a-Car		\$522.88
1069	Debra Stoger		\$522.05
1070	SPI Health and Safety Inc.		\$521.70
1071	Shari Ilnisky		\$520.86
1072	Living Skies Window Tint		\$510.60
1073	Crane Supply		\$508.75
1074	Jordan Gabriel-Cannon		\$507.00
1075	Lululemon Athletics		\$506.16
1076	Economic Developers Association of Canada		\$503.29
1077	Canadian Mental Health Assoc - PA Branch		\$500.00
1078	Canadian Police Canine Association		\$500.00
1079	Ailah Carpenter		\$500.00
1080	City of Red Deer		\$500.00
1081	Kari Korczak		\$500.00
1082	P A Outreach Program Inc.		\$500.00
1083	Repair Cafe		\$500.00
1084	Service d'Accueil et d'Inclusion Francophone SK		\$500.00
1085	K-9 Dynamics		\$499.68
1086	Erlo Pederson		\$495.34
1087	Custom Blinds		\$493.95
1088	Canalta Hotel		\$489.83
1089	Saskatchewan Seniors Fitness Association Inc.		\$483.64
1090	Theodore Ruskowski		\$482.60
1091	Doug Dietrick		\$477.30
1092	Assoc. of Professional Engineers & Geoscientists		\$472.50
1093	Adeline Gunnarson		\$468.50
1094	Sea Hawk		\$461.67
1095	Double Tree Hotel		\$460.67
1096	Guillevin International Inc.		\$460.65
1097	Neighborhood Caterers		\$459.54
1098	Wurth Canada Ltd.		\$457.51
1099	Perry Hulowski		\$456.48
1100	Premium Data Office Supplies Inc.		\$456.20
1101	Paras Properties Ltd.		\$452.85
1102	NASTT		\$450.65
1103	Elise Dang		\$450.00
1104	Kathi Lewis		\$450.00

No.	Vendor Name	From 8/1/2023 to 8/31/2023	From Start of Year to 8/31/2023
1105	Dan Webb		\$450.00
1106	Ball Baby Pro		\$448.66
1107	Jenson Publishing		\$446.25
1108	Keethanow Food Supermarket		\$444.00
1109	Taras Berkach		\$432.90
1110	Graham Jahn		\$427.35
1111	Laurel Lofstrom		\$427.35
1112	Darlene Rawlinson		\$427.35
1113	Hermes Saavedra		\$427.35
1114	Nicholas Shatilla		\$427.35
1115	Jeremy Lukan		\$426.12
1116	Frank Dunn Trailer Sales		\$426.00
1117	Joel Jimenez		\$421.80
1118	Wayne Kleemola		\$421.80
1119	Missinipi Broadcasting Corp.		\$420.00
1120	Sask Assoc of Fire Chiefs		\$420.00
1121	Hyatt Regency Calgary		\$419.65
1122	Zoom Canada		\$419.40
1123	Shaunna Shatilla		\$418.50
1124	CaseGuard Studio		\$418.01
1125	Shannon McCallum		\$415.50
1126	Pizza Hut		\$413.14
1127	PA Community Housing Society Inc.		\$410.70
1128	St. Albert Inn & Suites		\$408.75
1129	Joyce Hamilton		\$408.00
1130	Elaine Breadner		\$407.93
1131	Mathew Lypchuk		\$406.15
1132	Central Security B.P.G		\$400.00
1133	Alex Chisholm		\$400.00
1134	CSMR Enterprises Inc.		\$400.00
1135	Zachary Kerr		\$400.00
1136	Brock Skomorowski		\$400.00
1137	Stephen Williams		\$400.00
1138	Ron Polowski		\$399.60
1139	Survey Monkey		\$399.60
1140	Chinook Equipment		\$397.31
1141	Esso		\$395.79
1142	Farmtronics Ltd.		\$395.64
1143	Chris Kinch		\$394.05
1144	Professional Standards Board		\$393.75
1145	Gratchen Grison		\$393.50
1146	Donna Rondeau		\$392.00
1147	Sunco Communications and Installation Ltd		\$387.39
1148	TeamViewer GmbH		\$386.28
1149	Wiens Signage Inc. o/a Magnetsigns NW		\$383.25
1150	Mother Earth Tobacco		\$380.62

No.	Vendor Name	From 8/1/2023 to 8/31/2023	From Start of Year to 8/31/2023
1151	Roofmart Prairies Ltd.		\$376.30
1152	MVP Athletics Supplies		\$375.89
1153	Mr. Mikes Steakhouse		\$375.12
1154	Travel Junction		\$375.04
1155	The Gallery Art Placement Inc.		\$373.38
1156	Arnie's Guns & Archery		\$372.79
1157	Canadian Property Tax Association		\$367.50
1158	Gateway North Towing		\$367.50
1159	Trevor Gunville		\$367.50
1160	PFU Canada Inc		\$364.08
1161	Stockdales Electric Motor Corp.		\$362.83
1162	Doug Allen		\$360.00
1163	Marriott Hotels & Resorts		\$357.83
1164	Lillian Donahue		\$357.74
1165	Ballast Shop		\$355.50
1166	Spartan Controls Ltd.		\$352.98
1167	Manchur Pools & Spas (1989)		\$352.54
1168	Lyndon J Linklater		\$350.00
1169	Lake Land Towing		\$346.50
1170	Kennedy Erickson		\$344.96
1171	Saskatchewan Heavy Construction Ass.		\$342.60
1172	Zazzle		\$341.61
1173	Infinite Cables		\$340.04
1174	Publications Saskatchewan		\$337.10
1175	Saskatchewan Polytechnic-Prince Albert Campus		\$336.00
1176	Fitness Solutions		\$331.89
1177	Food & Fuel c/o 101212525 Sk Ltd.		\$330.00
1178	Denise Taylor		\$330.00
1179	Cydnee Sparrow		\$325.45
1180	Opening Doors to Tomorrow		\$325.00
1181	American Water Works Assoc		\$323.33
1182	Fred Isayew		\$322.89
1183	ITS Occupational Health Services		\$321.62
1184	Melanie Pederson		\$321.40
1185	Safety Wear Canada		\$316.57
1186	Sigma Inn & Suites		\$315.24
1187	Meridian Surveys Ltd.		\$315.00
1188	Shermco Industries Canada Inc.		\$315.00
1189	Madd Message		\$313.95
1190	Creative City Network of Canada		\$310.00
1191	Courageous K9 (Courageous Companions)		\$309.75
1192	University of Minnesota		\$309.40
1193	World Water Operator Training Company		\$307.65
1194	Brad's Appliance Repair		\$305.25
1195	Saskatchewan Parks & Recreation Association		\$305.00
1196	Danielle Hamilton		\$304.36

No.	Vendor Name	From 8/1/2023 to 8/31/2023	From Start of Year to 8/31/2023
1197	Dennis Adams		\$300.00
1198	Leane Bear		\$300.00
1199	Don Bendig		\$300.00
1200	Samantha Burnouf		\$300.00
1201	Walter Chester		\$300.00
1202	Keisha Gamola		\$300.00
1203	Hope's Home Inc.		\$300.00
1204	Dean Kushneryk		\$300.00
1205	Prince Albert Highlanders Pipes & Drum		\$300.00
1206	Tyler Wozniak		\$300.00
1207	Herbert Gratias		\$296.93
1208	Crystal Clarke		\$296.13
1209	Lorri Ma		\$296.13
1210	Lorna Stubel		\$296.13
1211	Mega Tech		\$296.12
1212	Entrust Ltd		\$295.70
1213	Home Depot		\$294.70
1214	Jessie Lepine		\$294.40
1215	Advanced Municipal Solutions		\$294.00
1216	Bev Amonson		\$294.00
1217	Community Drug Alert Online		\$288.75
1218	Stapleton's Great Adventure Company		\$288.58
1219	Big Hill Services Ltd.		\$286.79
1220	Wayfair.ca		\$286.36
1221	Grand Prairie Fluid System Technologies Inc		\$283.54
1222	Lynn Phaneuf		\$281.66
1223	SmartSafety Software, Inc		\$281.21
1224	Prince Albert Construction Association		\$279.72
1225	Anh Quang Do		\$277.50
1226	Hannah Nicholson		\$277.50
1227	Garden of Dreams		\$277.32
1228	Carswell		\$277.20
1229	Fisher Scientific Company		\$274.36
1230	International Municipal Signal Assoc.		\$273.88
1231	Morgan Burns		\$273.00
1232	Grace Vedress		\$273.00
1233	UPS Canada LTD.		\$272.41
1234	BD Properties		\$271.95
1235	Brian Garson		\$267.95
1236	Tim Bettger		\$262.50
1237	Fall Protection Group		\$262.50
1238	Glenn Patey		\$258.75
1239	Legacy Lowering Device		\$256.20
1240	Share Canada		\$254.26
1241	Paul Walker		\$253.50
1242	Rocky Brands Canada Inc.		\$252.00

No.	Vendor Name	From 8/1/2023 to 8/31/2023	From Start of Year to 8/31/2023
1243	Denise Jones		\$251.50
1244	Carnell Sales Inc		\$251.49
1245	Dwayne Cameron		\$250.00
1246	Veryl Coghill		\$250.00
1247	CURE Foundation		\$250.00
1248	Rebecca Fines		\$250.00
1249	Lynda Monahan		\$250.00
1250	Prince Albert Branch Association for Community Living		\$250.00
1251	Stephanie Rose Music		\$250.00
1252	The Terry Fox Foundation		\$250.00
1253	Travelodge		\$249.24
1254	Harold's IGA		\$248.95
1255	911 Gear Canada		\$247.63
1256	Nicole Toutant		\$244.50
1257	Corinne Olson		\$243.63
1258	Pineland Metal Products Inc.		\$240.00
1259	Receiver General of Canada		\$240.00
1260	Apple		\$239.63
1261	EaseUS		\$237.45
1262	Hilti Canada Corp.		\$235.48
1263	Barry Swanson		\$234.88
1264	Red Swan Pizza		\$232.53
1265	Fedex		\$232.01
1266	Cherlock & Safe		\$231.99
1267	Light in the Box .com		\$231.75
1268	Flipsnack		\$231.46
1269	Michelle McAuley		\$229.45
1270	Lambert Distributing Inc.		\$229.09
1271	Hassett Properties		\$227.55
1272	Leslie Morin		\$227.55
1273	Anisha Gillespe		\$225.00
1274	J2 Efax		\$224.82
1275	Pinnacle Distribution Saskatoon		\$223.15
1276	QuillBot		\$220.86
1277	Altec Industries Ltd.		\$218.19
1278	International Institute of Business Analysis		\$213.84
1279	Original Joes		\$211.90
1280	Comptia		\$211.61
1281	Kevin Bremner		\$210.00
1282	Nicolle Degagne		\$210.00
1283	Dive Rescue International, Inc.		\$210.00
1284	Carrie Ikert		\$210.00
1285	Maple Leaf Medals		\$210.00
1286	Starbucks		\$210.00
1287	Kayanna Rae Wirtz		\$210.00
1288	Appliance Clinic		\$206.62

No.	Vendor Name	From 8/1/2023 to 8/31/2023	From Start of Year to 8/31/2023
1289	Lucid Software Inc.		\$206.46
1290	B & E Industrial Electronics		\$203.82
1291	BC Ferries		\$201.10
1292	Faith Burke		\$201.00
1293	Greg Podjan		\$201.00
1294	Kaboom Kettle Corn		\$200.00
1295	Saskatchewan Association of City Clerks		\$200.00
1296	Strategic Alarms		\$200.00
1297	Telus Security		\$200.00
1298	Wahpeton Dakota First Nation		\$200.00
1299	Perry Radke		\$199.80
1300	Claire Wouters		\$199.80
1301	Language Linx Ltd		\$197.75
1302	Shirley McLennan		\$196.86
1303	Cameron Instruments Inc.		\$194.25
1304	Dave Kapacila		\$194.25
1305	Name Tag Wizard		\$192.75
1306	Eric Su, Kam Hua		\$189.41
1307	Heavy Construction Safety Association		\$188.44
1308	Lorraine Bonneau		\$187.42
1309	Vimeo Inc.		\$186.48
1310	Giant Tiger		\$182.48
1311	Lloyd McLennan		\$180.38
1312	Marg Power		\$180.38
1313	Royal Canadian Legion BR. #2		\$180.00
1314	Supplement World		\$179.80
1315	Cooke Municipal Golf Course		\$177.98
1316	KLE Canada Inc		\$177.60
1317	Internet Infinity- Voice Me Up		\$176.03
1318	Mike Mogg		\$175.00
1319	P A Housing Authority		\$174.83
1320	Bulk Barn		\$173.91
1321	Enviroway Detergent Manufacturer		\$173.28
1322	SIGMA Assessment Systems, Ltd		\$172.14
1323	Clique Hotels		\$171.84
1324	Lesley K. Bear		\$170.00
1325	VMware		\$169.27
1326	YasTech Developments Inc.		\$166.50
1327	Metis Central Region 2 Council Inc		\$166.00
1328	Moore's		\$165.34
1329	Dropbox Inc.		\$165.23
1330	Surepassexam.com Inc.		\$165.01
1331	S.T.O.P. Restaurant Supply Ltd		\$164.04
1332	Vista Print. ca		\$163.15
1333	Hampton Inn		\$162.41
1334	Bison Cafe		\$162.20

No.	Vendor Name	From 8/1/2023 to 8/31/2023	From Start of Year to 8/31/2023
1335	Victoria's Tavern - Normanview		\$162.12
1336	Hillside Physical Health & Fitness		\$160.00
1337	Kirk Pilon		\$160.00
1338	WIKA Instruments Ltd.		\$156.47
1339	Cut2MeDesigns LLC		\$155.49
1340	Prince Albert Wand Wash		\$155.00
1341	Christina M Ferchuk		\$154.44
1342	101270529 Saskatchewan Ltd.c/o Winmar		\$153.00
1343	City of Meadow Lake		\$152.05
1344	Alex Flett		\$150.00
1345	Brenner Holash		\$150.00
1346	Kelly Kawula		\$150.00
1347	Wayne Smith		\$150.00
1348	Subway		\$150.00
1349	Gordon Vancoughnett		\$150.00
1350	Rhonda Trusty		\$145.64
1351	Microtel Inn & Suites		\$143.19
1352	The Atlas Hotel		\$142.25
1353	Petro Canada Inc.		\$142.11
1354	SMTP2GO. Com		\$139.40
1355	Tammie Leonard		\$138.60
1356	Varial Technologies Inc.		\$135.40
1357	Dollar Tree		\$134.16
1358	Sask Auto Fund		\$134.00
1359	Fast Stamps		\$133.20
1360	Kim Jones		\$131.25
1361	Etsy.com		\$131.03
1362	Creative Market		\$131.02
1363	SUSPA		\$130.56
1364	Humpty's Family Restaurant		\$128.80
1365	Prince Albert Golf and Curling Club		\$128.30
1366	Prairie North Co-op		\$126.48
1367	Doctor John's Towing		\$126.00
1368	Melissa Cournoyer		\$125.00
1369	Saskatchewan Turfgrass Association		\$125.00
1370	Magikist Ltd		\$123.38
1371	Warren Nekurak		\$121.67
1372	Microsoft 365		\$120.99
1373	Dennis Brown		\$120.92
1374	Lorne Courouble		\$120.92
1375	Duane Karlstrom		\$120.92
1376	John Morrall		\$120.92
1377	Joel Mihilewicz		\$120.00
1378	BackStage Music		\$118.75
1379	T C Garage Gas Station		\$118.00
1380	Sidney On The Run		\$117.05

No.	Vendor Name	From 8/1/2023 to 8/31/2023	From Start of Year to 8/31/2023
1381	Frank Harris		\$115.50
1382	PicMonkey		\$115.20
1383	The Source		\$111.72
1384	The Welding Shop		\$111.00
1385	Circle K		\$110.73
1386	La Ronge Hotel & Suites		\$109.27
1387	Clement G Roy		\$109.18
1388	Prairie Sky Co-op		\$109.00
1389	Riverview Mechanical Ltd.		\$106.01
1390	Economic Developers Alberta		\$105.00
1391	Ethel Mathers		\$105.00
1392	Paws Here Canine Services		\$105.00
1393	Sask. Association of Rural Municipalities		\$105.00
1394	Music Theatre International		\$104.07
1395	Save on Foods		\$101.93
1396	Nancy Pistun		\$101.41
1397	AVSHop.ca		\$100.66
1398	Ruchita Patel		\$100.46
1399	API Alarms Inc.		\$100.00
1400	Dave Arsenault		\$100.00
1401	Adam Balon		\$100.00
1402	Chord Fehr		\$100.00
1403	Minister of Finance		\$100.00
1404	Multicultural Council of Saskatchewan		\$100.00
1405	National Hotel		\$100.00
1406	Jessica Rabbitskin		\$100.00
1407	Sturgeon Lake First Nation		\$100.00
1408	Alberta Fire Chiefs Association		\$98.96
1409	ColdFront Ltd		\$98.75
1410	Lyle Karasiuk		\$98.65
1411	Lloydminster Co-op		\$98.01
1412	Husky Oil		\$97.27
1413	Blueline Taxi		\$97.22
1414	Family Pizza		\$97.08
1415	Pharmasave		\$94.49
1416	Ruth Griffiths		\$90.00
1417	ATPS Taxi & Limo Service		\$89.70
1418	Boston Pizza		\$89.29
1419	Shoppers Drug Mart - JASH RX Enterprises Ltd.		\$88.72
1420	Fas Gas Oil Ltd.		\$86.83
1421	Sootsoap Supply Co.		\$82.32
1422	Michelle Maculey		\$80.45
1423	Canadian Artists Representation		\$80.00
1424	Bonnie Hryniuk		\$80.00
1425	Dallas Robert McLeod-Lacendre		\$80.00
1426	Salvation Army		\$80.00

No.	Vendor Name	From 8/1/2023 to 8/31/2023	From Start of Year to 8/31/2023
1427	Quality Bearings		\$79.08
1428	Go Daddy.com Inc.		\$78.96
1429	Brad Dent		\$78.75
1430	Michael Ruskowski		\$78.75
1431	Yosef Siwy		\$78.75
1432	Byron Yeo		\$78.75
1433	Impark		\$78.50
1434	A & W Restaurants		\$78.02
1435	Jam Software		\$77.27
1436	The International Assoc of Assessing Officers		\$76.48
1437	Mediapress Ltd.		\$75.34
1438	Integromat LLC		\$75.06
1439	Canadian Police Chaplain Association		\$75.00
1440	Kelly Clark		\$75.00
1441	Economic Developers Association of Manitoba		\$75.00
1442	Logan Edwards		\$75.00
1443	Jonathon Karabekian		\$75.00
1444	Saskatchewan Assessment Managment Agency		\$75.00
1445	Sask Culture Inc.		\$75.00
1446	Sask Sport Inc.		\$75.00
1447	Saskatchewan Women In Policing		\$75.00
1448	Kim Villeneuve		\$75.00
1449	Montana's		\$73.96
1450	Malenfant Enterprises Ltd.		\$73.57
1451	The University of Manitoba		\$73.50
1452	Winacott Equipment Group		\$72.50
1453	Saskatoon Coop		\$72.41
1454	Marlene Peterson		\$70.00
1455	AutoAuth Service		\$69.77
1456	Dynamic Communities LLC		\$67.22
1457	Spotify		\$66.54
1458	DS Tactical		\$65.52
1459	Minute Muffler		\$63.65
1460	Schmalz Enterprises		\$63.00
1461	Cenex Whitefish		\$61.60
1462	Ashly Cabinets & Windows		\$60.71
1463	Ricky's All Day Grill		\$59.35
1464	Kilo Lima Code School		\$59.00
1465	Canadian Wood Council		\$58.02
1466	Arts Reach Unlimited		\$57.97
1467	Victoria Square Pharmacy		\$57.92
1468	Steel Craft Door		\$55.94
1469	JYSK		\$55.48
1470	Gas Plus Station		\$55.18
1471	Nav Canada		\$55.13
1472	London Machinery		\$53.74

No.	Vendor Name	From 8/1/2023 to 8/31/2023	From Start of Year to 8/31/2023
1473	M & M Food Market		\$52.47
1474	Torstar Group-Toronto Star Newspapers Ltd		\$52.45
1475	Midtown Plaza Inc.		\$52.00
1476	Smitty's Restaurant & Lounge		\$51.96
1477	U-Haul		\$51.66
1478	Perry Trusty		\$51.02
1479	Jason Reichle		\$50.79
1480	Lori Amy		\$50.00
1481	Ashley Auigbelle		\$50.00
1482	Cathy Bendle		\$50.00
1483	Lorna Blakeney		\$50.00
1484	Adreanna Boucher		\$50.00
1485	Janice DePeel		\$50.00
1486	Alex Fallon		\$50.00
1487	Nicholas Ferguson-Dodge		\$50.00
1488	Jackie Freychet		\$50.00
1489	Josh Gamlin		\$50.00
1490	Shauna Eveleigh Harris		\$50.00
1491	Vern Hodgins		\$50.00
1492	Martin Kiffiak		\$50.00
1493	Holly Knife		\$50.00
1494	Patricia Koivisto		\$50.00
1495	Kim Kuzak		\$50.00
1496	Anastasia MacColl		\$50.00
1497	Rijja Mansoor		\$50.00
1498	Ian McIntyre		\$50.00
1499	Michelle McKeaveney		\$50.00
1500	Laurie Muirhead		\$50.00
1501	Kim Neudorf		\$50.00
1502	Kim Orynik		\$50.00
1503	Gabrielle Robertson		\$50.00
1504	Wendy Rowe		\$50.00
1505	South Hill Medical Practice		\$50.00
1506	Abigail Stead		\$50.00
1507	Ariana Stead		\$50.00
1508	Carrie Stene		\$50.00
1509	Natasha Thomson		\$50.00
1510	Denise Wilkinson		\$50.00
1511	Perlitz & Sons Trucking Ltd		\$49.05
1512	AllOnesie		\$48.76
1513	Capital Taxi		\$48.62
1514	Funky Moose Records		\$46.34
1515	Canada Computers Inc		\$46.12
1516	Prince Albert Police Service		\$45.45
1517	Synergee Canada		\$45.41
1518	Black Top & Checker Cabs		\$44.74

No.	Vendor Name	From 8/1/2023 to 8/31/2023	From Start of Year to 8/31/2023
1519	Federal Express Canada Ltd.		\$43.41
1520	PetSmart		\$43.27
1521	Frontier Supply Chain Solutions		\$42.44
1522	Paddle.com Market Ltd		\$41.99
1523	Hilton Garden Inn		\$41.49
1524	Candice Constant		\$40.00
1525	P.A. Community Clinic		\$40.00
1526	Fabricland		\$39.96
1527	Tale Spinner Theatre		\$38.39
1528	Mobil		\$38.30
1529	Grouse Mountain Lodge		\$37.60
1530	Yellow Cab		\$35.10
1531	Associate Medical Clinic		\$35.00
1532	City Park Town		\$35.00
1533	WinRAR		\$34.01
1534	Surdell Taxi		\$34.00
1535	Tourism Saskatchewan		\$31.50
1536	Taco Time		\$31.24
1537	McDonald's Restaurants of Canada Ltd.		\$30.88
1538	Sherry LaFaver		\$30.46
1539	Prince Albert Tourism		\$30.31
1540	Coalition for Canadian Police Reform		\$30.00
1541	Judy Janzen		\$30.00
1542	PA TV & Audio Repair		\$29.97
1543	Jean Laurent Fournier		\$25.00
1544	Melissa Isbister		\$25.00
1545	Legends Medical Clinic		\$25.00
1546	Concept Controls Inc		\$23.31
1547	Samson Cook		\$22.50
1548	Purified Water Store		\$22.00
1549	City of Prince Albert		\$20.00
1550	The Provincial Mediation Board		\$20.00
1551	Beverly Skotheim		\$20.00
1552	Burger King		\$19.40
1553	Crescent Park Pharmacy		\$15.50
1554	Cornwall Centre		\$15.00
1555	Duo Security LLC		\$13.82
1556	Prince Albert Valu Lots		\$12.20
1557	The Wall Street Journal		\$10.50
1558	Precise ParkLink		\$10.00
1559	City of Calgary		\$8.25
1560	Microsoftstore. Com		\$5.67
1561	Prince Albert Toyota		\$4.01
Total:		\$10,558,131.19	\$77,954,817.33



RPT 23-408

TITLE: September 2023 Accounts Payable Payments

DATE: November 3, 2023

TO: Executive Committee

PUBLIC: X

INCAMERA:

RECOMMENDATION:

That the September 2023 accounts payable payments report be received as information and filed.

TOPIC & PURPOSE:

To provide a year to date list of all payments made by the City to vendors and contractors.

PROPOSED APPROACH AND RATIONALE:

Administration committed to provide Council with a list of accounts payable payments on a monthly basis (RPT# 19-42), therefore the following information is being reported to Council:

1. A list of payments made to vendors and contractors from September 1 – 30, 2023.
2. A list of payments made to vendors and contractors from January 1 – September 30, 2023.

PUBLIC NOTICE:

Public Notice pursuant to the Public Notice Bylaw No. 24 of 2015 is not required.

ATTACHMENTS:

1. September 2023 Accounts Payable Payments

Written by: Tejinder Khatri, Asset Manager

Approved by: Director of Financial Services and City Manager

No.	Vendor Name	From 9/1/2023 to 9/30/2023	From Start of Year to 9/30/2023
1	Graham Construction and Engineering LP	\$5,642,850.50	\$41,395,660.78
2	B & B Construction Group Inc.	\$1,944,195.27	\$3,703,932.47
3	Wheatland Builders & Concrete Ltd.	\$700,033.96	\$1,132,188.59
4	Municipal Employees Pension Plan	\$647,035.08	\$6,254,486.56
5	BBB Architects Toronto Inc	\$369,098.62	\$369,098.62
6	SaskPower	\$271,098.89	\$2,465,078.29
7	Engo Equipment Sales	\$181,792.47	\$181,792.47
8	FirstCanada ULC	\$170,213.86	\$1,290,788.89
9	Warner Bus Industries	\$158,073.92	\$158,073.92
10	Federated Co-Operatives Ltd.	\$142,452.25	\$1,123,109.54
11	PA Separate School Board	\$127,467.53	\$3,159,723.65
12	Erickson Contracting & Management Ltd	\$99,133.57	\$635,893.22
13	Klearwater Equip & Technologies	\$57,832.46	\$371,762.78
14	Group2 Architecture Engineering Inc	\$47,632.71	\$401,681.94
15	City of Saskatoon	\$45,330.27	\$52,729.61
16	AECOM Canada Ltd.	\$43,709.01	\$277,462.10
17	Full Line Electric and General Contracting	\$35,416.80	\$122,331.54
18	Prairie Harley-Davidson	\$26,762.61	\$26,762.61
19	DMM Energy	\$26,681.03	\$167,420.21
20	Metalman Art & Design	\$24,291.24	\$197,045.34
21	RNF Ventures Ltd.	\$23,012.59	\$61,401.15
22	Snake Lake Construction Ltd	\$20,798.85	\$309,356.29
23	Darcy's Golf Shop Ltd.	\$20,425.30	\$201,217.01
24	Korth Group Ltd.	\$19,182.24	\$28,046.66
25	101100203 Saskatchewan Ltd.o/a TLS Lawn	\$18,978.75	\$101,457.24
26	Action Printing Company Ltd.	\$18,554.76	\$73,399.66
27	Superior Infrastructure Restoration Ltd	\$18,235.50	\$54,916.50
28	Novus Law Group	\$16,744.30	\$449,113.85
29	ATS Traffic Ltd	\$16,285.86	\$19,095.27
30	Can Union of Public Employees Assoc Local 160	\$15,984.06	\$147,989.98
31	NexGen Mechanical Inc.	\$15,808.41	\$71,188.84
32	Asiil Enterprises Ltd.	\$15,706.50	\$105,839.67
33	ESTI Consulting Services	\$14,509.45	\$134,799.84
34	Wolseley Waterworks	\$14,358.03	\$521,355.11
35	PA Markit Signs Ltd.	\$14,167.61	\$28,297.14
36	Saskatchewan Workers Compensation Board	\$14,078.12	\$959,252.32
37	Sask Energy Inc.	\$13,801.94	\$615,926.54
38	DMC Cleaning Inc	\$13,243.97	\$36,798.76
39	Brett Young	\$12,838.00	\$17,316.85
40	Madsen Fence Ltd.	\$12,371.96	\$49,003.37
41	Engineered Pipe Group	\$11,810.40	\$18,866.95
42	Level-Up Concrete Raising	\$11,653.78	\$11,653.78
43	Arctic Refrigeration Inc.	\$11,295.12	\$89,173.57
44	Prince Albert Firefighter's Association Local 510	\$10,411.64	\$94,388.74
45	Tom Beal	\$10,369.78	\$10,369.78
46	Econo Lumber	\$9,969.82	\$36,416.43

No.	Vendor Name	From 9/1/2023 to 9/30/2023	From Start of Year to 9/30/2023
47	Prince Albert Security Services	\$9,412.80	\$47,162.79
48	Charles Repair & Service Co. Ltd.	\$9,324.00	\$15,294.97
49	T & T Power Group	\$8,957.70	\$8,957.70
50	Westar Ventures Ltd	\$8,880.00	\$33,938.25
51	Nicola Sherwin- Roller M.A.,C.C.C.	\$8,441.53	\$76,641.76
52	Canada Post Corporation	\$7,910.58	\$44,665.15
53	Corb Lund Touring Inc.	\$7,700.00	\$7,700.00
54	Greenland Waste Disposal Ltd.	\$7,316.92	\$72,728.05
55	Bandet Holdings Ltd.	\$7,108.50	\$29,884.13
56	The Feldman Agency Inc.	\$7,000.00	\$9,000.00
57	Canadian Corps of Commissionaires (North Saskatchewan) Inc.	\$6,800.28	\$262,746.28
58	Softchoice Corporation	\$6,422.58	\$251,138.14
59	Sandale Utility Products	\$6,127.20	\$6,127.20
60	Nagy Holdings Ltd.	\$5,991.36	\$40,248.41
61	Thor Security Ltd.	\$5,463.42	\$14,138.07
62	Procido LLP	\$5,328.00	\$92,937.86
63	Halliday's Trucking	\$5,221.10	\$36,105.94
64	Aspen Films	\$5,170.38	\$21,282.03
65	Indigenous Angels Ltd	\$5,000.00	\$10,000.00
66	Oak Creek Golf & Turf Inc.	\$4,868.81	\$221,057.98
67	DMA Building Services Ltd.	\$4,789.38	\$20,702.56
68	Capstone Community Marketing	\$4,624.98	\$37,344.84
69	Beyond Backyards Landscaping Ltd	\$4,620.00	\$29,377.50
70	P A Minor Baseball Association	\$4,500.00	\$21,100.00
71	First General Services (PA) Ltd.	\$4,446.91	\$38,892.63
72	Can Union of Public Employees Assoc Local 882	\$4,336.83	\$67,752.28
73	Early's Farm & Garden Centre	\$4,270.05	\$69,235.50
74	Kleen-Bee (P.A.)	\$4,230.71	\$98,556.63
75	Aqua Data Atlantic	\$4,201.35	\$8,236.20
76	Nicole A Sawchuk Barrister and Solicitor	\$4,198.71	\$25,318.05
77	Share	\$4,100.00	\$21,755.20
78	Hejaz Entertainment Inc	\$3,850.00	\$3,850.00
79	49 North Lubricants	\$3,704.21	\$29,146.78
80	McGill's Industrial Services	\$3,687.27	\$3,687.27
81	UniTech Office Solutions, Ltd.	\$3,636.01	\$29,172.14
82	TK Elevator (Canada) Ltd.	\$3,520.11	\$21,249.29
83	PerfectMind Inc.	\$3,330.00	\$45,360.00
84	HBI Brennan Office Plus Inc.	\$3,319.13	\$68,983.93
85	Dafco Filtration Group	\$3,267.40	\$5,978.03
86	CRL Engineering Ltd.	\$3,244.25	\$30,666.93
87	Clip & Trim Tree Service & Yard Maintenance	\$3,150.00	\$57,907.50
88	Finning International Inc.	\$3,135.39	\$35,945.47
89	CWB National Leasing	\$3,116.64	\$3,116.64
90	K & D Equipment Services	\$2,814.00	\$21,084.00
91	My Place Catering	\$2,757.24	\$15,217.25
92	Vermette Wood Preservers Ltd.	\$2,643.67	\$8,696.93

No.	Vendor Name	From 9/1/2023 to 9/30/2023	From Start of Year to 9/30/2023
93	Brent Pillipow	\$2,630.41	\$31,103.43
94	Overhead Door of Prince Albert Ltd.	\$2,491.23	\$12,558.95
95	Domremy Memorials-Monuments	\$2,386.50	\$2,386.50
96	Snake Lake Group of Companies	\$2,334.29	\$2,334.29
97	T& C Inscriptions	\$2,247.75	\$2,247.75
98	Canadian Imperial Bank of Commerce	\$2,239.00	\$20,598.80
99	Chelco Investments Inc.	\$2,235.12	\$2,235.12
100	Locke Electric	\$2,223.52	\$14,892.60
101	Rawlco Radio Ltd.	\$2,100.00	\$2,887.50
102	Living Skies Reporting Ltd	\$2,054.06	\$5,683.13
103	Rose Garden Hospice Association	\$2,019.25	\$2,019.25
104	Questica Software Inc.	\$2,011.88	\$2,011.88
105	Prince Albert Police Association	\$2,000.00	\$112,635.82
106	Noto	\$2,000.00	\$2,000.00
107	Harvey Anderson	\$1,842.96	\$5,895.26
108	ADB Safegate Canada Inc	\$1,821.66	\$5,053.56
109	Jesse Campbell	\$1,777.70	\$11,710.10
110	Ace of Carts Ltd	\$1,694.85	\$4,712.70
111	Rampart International Corp	\$1,682.09	\$35,124.49
112	Kevin Joseph	\$1,675.00	\$1,675.00
113	Lake Country Co-operative Ltd.	\$1,602.70	\$24,433.50
114	Superior Propane Ltd	\$1,587.06	\$12,485.80
115	Dmyterko Enterprises Ltd.	\$1,549.80	\$31,007.55
116	Stephanie Lokinger	\$1,500.00	\$6,500.00
117	Dana Strauss	\$1,500.00	\$5,000.00
118	Lauren Lohneis	\$1,500.00	\$4,600.00
119	Ian Dickson	\$1,500.00	\$3,154.94
120	911 Supply	\$1,438.88	\$4,192.42
121	Thorpe Industries Ltd	\$1,366.41	\$22,244.08
122	City Hall Social Club	\$1,362.00	\$4,927.00
123	Canadian Linen and Uniform Service	\$1,346.87	\$10,447.45
124	P A Fast Print Inc.	\$1,297.04	\$16,487.53
125	Information Services Corporation	\$1,288.84	\$16,193.23
126	Jenna Strauss	\$1,250.00	\$3,750.00
127	Elizabeth Chamberlain	\$1,250.00	\$1,250.00
128	North Star Trophies & Screen Printing	\$1,249.86	\$15,249.21
129	Impact Mechanical Service Ltd.	\$1,108.54	\$31,064.06
130	Ruszkowski Enterprises Ltd	\$1,067.13	\$57,874.90
131	Pattison Media Ltd	\$1,050.00	\$7,307.90
132	Saskatoon Media Group	\$1,033.20	\$3,641.40
133	Tia Furstenberg	\$1,025.00	\$2,325.00
134	Cooke Municipal Golf Course	\$1,000.00	\$1,177.98
135	RCMP F Division-Digital Forensics Services	\$1,000.00	\$1,000.00
136	Konica Minolta Business Solutions Canada Ltd.	\$951.98	\$28,720.34
137	Sea Hawk	\$936.13	\$1,397.80
138	Inland Kenworth Partnership	\$928.08	\$259,572.31

No.	Vendor Name	From 9/1/2023 to 9/30/2023	From Start of Year to 9/30/2023
139	paNow.com	\$918.75	\$918.75
140	Sigma Safety Corp.	\$902.30	\$31,920.94
141	Williams Scotsman Canada	\$894.66	\$8,051.94
142	Shoppers Drug Mart a/o 102141239 Sask Ltd.	\$890.19	\$2,744.63
143	Sharp Auto Trim	\$882.45	\$882.45
144	Delco Automation Inc.	\$874.13	\$103,894.78
145	Communications Group (Fort McMurray) Ltd o/a Tridon Communicatio	\$861.46	\$861.46
146	Alexandra Lynn Philibert	\$838.84	\$838.84
147	Opening Doors to Tomorrow	\$820.00	\$1,145.00
148	Fire Fighters Entertainment Fund	\$780.00	\$6,975.00
149	Bell Mobility Inc.	\$776.65	\$1,963.38
150	Prince Albert Shopper	\$773.85	\$8,310.75
151	Folio Jumpline Publishing Inc.	\$763.88	\$28,009.33
152	Acklands Ltd.	\$755.31	\$56,575.20
153	Purolator Courier Ltd.	\$754.91	\$21,612.31
154	Karen Langlois	\$750.00	\$2,250.00
155	B & P Water Shop Inc	\$748.00	\$5,703.10
156	Alamanda Communications Inc.	\$736.47	\$3,713.81
157	Precision Autodoor Systems Ltd	\$722.61	\$722.61
158	Rocky Mountain Phoenix	\$692.64	\$29,747.19
159	Jump.ca	\$682.66	\$8,699.94
160	Canada Ticket Inc	\$657.30	\$1,402.94
161	Trudel Auto Body Collision Centre Ltd	\$641.82	\$7,304.54
162	Tyrone Enterprises Inc	\$614.25	\$26,355.00
163	Miranda Ironstand-Baxter	\$600.00	\$2,050.00
164	CTV Television Inc.	\$588.00	\$8,415.75
165	Evolution AV Ltd.	\$582.75	\$1,748.25
166	United Rentals of Canada Inc	\$573.92	\$11,428.32
167	East Hill Esso	\$573.75	\$1,457.92
168	Days Inn	\$559.32	\$1,808.36
169	Clark's Supply & Service Ltd.	\$552.82	\$60,570.57
170	UBU Photos	\$530.00	\$530.00
171	Prince Albert Golf & Curling Club	\$525.00	\$43,858.36
172	RCMP	\$525.00	\$6,375.00
173	Tazana Nilson	\$500.00	\$1,600.00
174	Two Miles for Mary	\$500.00	\$500.00
175	Lukas Werner	\$500.00	\$500.00
176	Audio Cine Films Inc	\$476.26	\$476.26
177	Reflections Auto & Window Glass	\$474.00	\$2,362.40
178	Toshiba Business Solutions	\$473.95	\$5,789.50
179	Greg Pilon (Lucien)	\$468.00	\$3,700.82
180	Sherwin Williams	\$452.56	\$8,207.14
181	Blaine Broker	\$439.67	\$2,097.88
182	Adrian Vermette	\$430.00	\$7,745.63
183	Lucky Bastard Distillers	\$422.40	\$1,636.80
184	Bruce Beurivage	\$416.25	\$416.25

No.	Vendor Name	From 9/1/2023 to 9/30/2023	From Start of Year to 9/30/2023
185	Suzanne Stubbs	\$405.00	\$3,155.00
186	Shaw Cable	\$399.55	\$4,972.75
187	Peter Ballantyne Cree Nation Family Services Program	\$390.00	\$390.00
188	Mr Plumber	\$382.26	\$29,831.45
189	Francis & Michelle Delurey	\$380.27	\$941.86
190	Gloria Bell	\$360.00	\$4,035.00
191	Kiri Holizki	\$357.50	\$1,202.50
192	Prince Albert Chamber of Commerce	\$355.20	\$17,887.65
193	Mr J's Maintenance Ltd.	\$355.20	\$1,756.58
194	Maureen Thomas	\$350.25	\$350.25
195	Spectrum Sound Systems	\$333.00	\$1,146.75
196	Complete Distribution Services	\$325.71	\$27,327.81
197	Saskatchewan Assessment Appraisers Association	\$315.00	\$5,197.50
198	Jay's Transportation Group Ltd.	\$313.10	\$8,186.82
199	Fastenal	\$306.99	\$11,593.08
200	PR Septic Services 1997 Ltd.	\$300.27	\$33,517.44
201	Cindy Gallegos	\$300.00	\$4,310.00
202	P A Express Ltd.	\$289.80	\$3,279.26
203	626963 Saskatchewan Ltd. (Portable Bore Welding & Line Boring)	\$255.30	\$3,011.28
204	Zirkia Grobler	\$255.00	\$3,733.00
205	Owen Rance	\$250.31	\$250.31
206	Saskatchewan Digital Forensics Services	\$250.00	\$7,000.00
207	Lynda Monahan	\$250.00	\$500.00
208	Alzheimer Society of Saskatchewan	\$250.00	\$250.00
209	Karissa Hoffart	\$250.00	\$250.00
210	Gregg Distributors	\$247.38	\$20,465.27
211	Napa Auto Parts	\$223.71	\$23,752.26
212	Playgrounds-R-Us	\$210.90	\$3,663.00
213	Judy Jackson	\$210.90	\$210.90
214	Marsh Pegs Ltd.	\$210.90	\$210.90
215	Austin Tash	\$210.90	\$210.90
216	Davtech Analytical Services (Canada) Inc.	\$208.34	\$8,258.76
217	Harlan Fairbanks	\$201.72	\$25,955.77
218	Crestline Coach Ltd.	\$195.92	\$2,697.19
219	IFIDS	\$195.23	\$4,925.31
220	CDW Canada Corp.	\$185.75	\$26,541.38
221	Percy H. Davis Limited	\$181.85	\$2,134.38
222	Kindersley Transport Ltd.	\$178.23	\$2,651.33
223	Lawson Products Inc	\$167.17	\$8,122.72
224	Super 8 Motel	\$166.00	\$3,479.46
225	Optek Solutions LP	\$165.39	\$992.34
226	Corus Sales Inc	\$157.50	\$157.50
227	Brenda Dobell	\$138.75	\$138.75
228	ITS Occupational Health Services	\$135.61	\$457.23
229	Melanie Knight	\$129.75	\$724.58
230	Success Office Systems Inc	\$129.55	\$888.97

No.	Vendor Name	From 9/1/2023 to 9/30/2023	From Start of Year to 9/30/2023
231	Norma Gareau	\$123.42	\$123.42
232	Jeff Fisher	\$120.92	\$120.92
233	Adcom Solutions	\$117.37	\$1,201.29
234	Pet Planet	\$114.32	\$1,746.95
235	OTIS Canada Inc	\$111.00	\$2,733.31
236	Fred Isayew	\$107.63	\$430.52
237	Shelly Linger	\$105.00	\$905.00
238	Ministry of Saskatchewan Agriculture	\$100.00	\$1,000.00
239	Minister of Finance	\$100.00	\$200.00
240	Dennis Ditzel	\$94.50	\$94.50
241	Emina Morava	\$89.20	\$89.20
242	Canadian Artists Representation	\$80.00	\$160.00
243	Josh Gamlin	\$75.00	\$125.00
244	Joshua McNabb Brass	\$75.00	\$75.00
245	GL Mobile Communications	\$66.60	\$107,376.67
246	Beth Gobeil	\$50.00	\$5,312.68
247	Cathy Bendle	\$50.00	\$100.00
248	Janice DePeel	\$50.00	\$100.00
249	Shauna Eveleigh Harris	\$50.00	\$100.00
250	Anastasia MacColl	\$50.00	\$100.00
251	Laurie Muirhead	\$50.00	\$100.00
252	Wendy Rowe	\$50.00	\$100.00
253	Sanjana Brijlall	\$50.00	\$50.00
254	Jennifer Njaa	\$50.00	\$50.00
255	Saskatchewan Ministry of Government Relations	\$50.00	\$50.00
256	Shay Ziegler	\$50.00	\$50.00
257	Dolores Beaulieu	\$35.00	\$245.00
258	Liane Vance	\$35.00	\$35.00
259	Judie Relitz	\$32.21	\$32.21
260	Lillian Donahue	\$25.00	\$382.74
261	Ashley Auigbelle	\$25.00	\$75.00
262	Lorna Blakeney	\$25.00	\$75.00
263	Nicholas Ferguson-Dodge	\$25.00	\$75.00
264	Holly Knife	\$25.00	\$75.00
265	Kim Kuzak	\$25.00	\$75.00
266	Rijja Mansoor	\$25.00	\$75.00
267	Carrie Stene	\$25.00	\$75.00
268	Denise Wilkinson	\$25.00	\$75.00
269	B A Robinson Co. Ltd.	\$11.35	\$43,226.49
270	SaskTel		\$140,622.00
271	Prince Albert Beverages		\$35,179.48
272	Bank of Montreal - Mastercard		\$1,731,833.70
273	The City Of Prince Albert Public Library Board		\$1,502,633.36
274	Cornerstone Insurance		\$1,083,286.91
275	Prairie Architects Inc.		\$915,308.40
276	Anderson Motors Ltd.		\$892,945.44

No.	Vendor Name	From 9/1/2023 to 9/30/2023	From Start of Year to 9/30/2023
277	Saskatchewan Public Safety Agency		\$636,558.46
278	Community Service Centre		\$427,744.00
279	Aebi Schmidt Canada Inc.		\$423,694.77
280	Acme Infrastructure Services Inc.		\$314,855.99
281	Bank of Montreal - Mastercard		\$243,132.76
282	SPCA		\$237,979.34
283	Versaterm Public Safety Inc		\$215,214.65
284	Lakeland Ford Sales (2009) Ltd.		\$193,999.30
285	Mocon Construction Ltd		\$191,898.47
286	DCG Philanthropic Services Inc		\$189,262.50
287	MTE Excavating Ltd		\$182,709.61
288	Sask Rivers School Div #119		\$159,146.92
289	Clear Tech Industries Inc.		\$153,592.09
290	Emco Corporation		\$146,494.25
291	E. H. Price Ltd		\$137,508.00
292	Sysco Food Services		\$127,252.55
293	Badger Meter		\$122,041.96
294	Prince Albert Policemen's Association		\$122,025.74
295	M D Charlton Co. Ltd.		\$104,514.15
296	Sask Housing Corporation		\$104,360.09
297	Iconix Waterworks LP		\$102,938.04
298	MNP LLP		\$100,200.00
299	PCL Construction Management Inc.		\$95,245.23
300	Carlton Trail Railway Company		\$93,962.72
301	SaskTel CMR		\$91,720.91
302	Capital H2O Systems, Inc.		\$90,300.00
303	Glenmor Equipment LP		\$89,731.89
304	Canadian Recreation Solutions Inc.		\$78,972.34
305	Auto Rescue Towing		\$71,624.22
306	NCSWM Corporation		\$71,050.00
307	The Container Guy Ltd		\$69,521.06
308	Brock White Canada		\$68,866.62
309	Dell Canada Inc		\$68,404.66
310	Line West Ltd.		\$66,689.10
311	Fer-Marc Equipment Ltd.		\$65,754.94
312	Xylem Canada Company		\$63,161.26
313	Aquifer Group of Companies		\$62,645.20
314	Canadian Police College		\$62,312.31
315	Shantero Productions		\$59,871.23
316	Toter, LLC c/o Wastequip		\$58,938.30
317	Saskatoon Boiler Mfg. Co. Ltd.		\$58,496.25
318	Tetra Tech Canada Inc		\$57,525.26
319	ESRI Canada		\$56,377.80
320	Mann Art Gallery		\$56,200.00
321	Richard Pytlak		\$55,268.00
322	Econolite Canada Inc.		\$54,707.46

No.	Vendor Name	From 9/1/2023 to 9/30/2023	From Start of Year to 9/30/2023
323	Eda Environmental Ltd.		\$54,012.50
324	Frontline Outfitters Ltd		\$52,522.94
325	Blackdog Roofing		\$52,447.50
326	Christopherson's Industrial Supplies		\$52,223.92
327	CentralSquare Canada Software Inc.		\$48,173.96
328	1823625 Alberta Ltd. o/a Marshall Lines 2014		\$47,310.42
329	E.T. Flooring Canada		\$47,257.19
330	Prairie Oasis Landscaping Inc		\$47,036.25
331	Dynamic Funds		\$46,909.00
332	2023 Esso Cup Host Committee		\$45,000.00
333	Aqua-Aerobic Systems, Inc.		\$44,362.50
334	Raven Rescue Safety Medical Ltd.		\$43,689.21
335	Lajcon Distributors		\$42,287.67
336	Redhead Equipment Ltd.		\$39,659.09
337	Maxim Transportation Services Inc.		\$39,656.46
338	West Flat Citizens Group Inc.		\$39,030.00
339	University of Regina		\$38,649.09
340	Brogan Fire & Safety		\$38,183.75
341	First Student Canada		\$37,366.17
342	Nordale Community Club		\$36,087.22
343	Prince Albert Historical Society		\$35,540.00
344	Dresswell Dry Cleaners (2013) Ltd		\$35,114.30
345	GV Audio Inc.		\$34,702.09
346	Sask Urban Municipalities Assoc (SUMA)		\$34,303.90
347	Lafrentz Road Services Ltd.		\$33,771.23
348	Sutherland Automotive		\$33,649.53
349	Certified Laboratories		\$33,622.29
350	Lenovo Canada Inc.		\$33,480.71
351	Prince Albert Grand Council		\$33,400.00
352	Site One Landscape Supplies		\$32,995.78
353	Astrographic Industries Ltd		\$32,888.00
354	Brenntag Canada Inc		\$32,243.40
355	Automated Aquatics Canada Ltd.		\$31,660.87
356	Info Tech Research Group		\$31,185.00
357	Canoe Procurement Group of Canada		\$31,091.46
358	Adair's Demolition Ltd.		\$30,525.00
359	Earthworks Equipment		\$30,137.09
360	Tash's Flooring Outlet/Window Coverings		\$30,061.99
361	FirstDATA Consulting LLC		\$29,970.00
362	United Chemical Limited		\$26,968.30
363	SolidCAD		\$26,518.91
364	Stantec Consulting Ltd.		\$26,404.36
365	Brandt Tractor Ltd.		\$26,399.40
366	Bold Dance Productions		\$25,498.33
367	2022 Canadian Mixed Curling Championship		\$25,200.00
368	Thorpe Bros. Ltd.		\$24,692.81

No.	Vendor Name	From 9/1/2023 to 9/30/2023	From Start of Year to 9/30/2023
369	OK Tire & Auto Service		\$24,522.28
370	Carlton Park Community Club		\$24,419.01
371	Sask Research Council		\$24,062.37
372	West Hill Community Club		\$23,657.16
373	Pictometry Intelligence Images		\$23,448.53
374	WaterTrax o/a Aquatic Informatics Inc.		\$22,910.55
375	Zoho Canada Corporation		\$22,361.87
376	Borysiuk Contracting Inc.		\$22,064.48
377	East End Community Club		\$21,911.51
378	Prince Albert Mobile Crisis Unit		\$21,800.00
379	Moon Coin Productions		\$21,462.62
380	Compass Municipal Services Inc.		\$21,417.80
381	Flaminio Ceilings & Wall Systems Ltd.		\$21,312.00
382	Lite-Way Electric Ltd.		\$21,018.65
383	Knotty Pine Bistro		\$20,552.82
384	Prairie Meats		\$20,391.31
385	Flocor		\$20,181.42
386	Eecol Electric (Sask) Ltd.		\$19,983.63
387	NSC Minerals Ltd.		\$19,332.59
388	Tip Top Decorators Ltd		\$19,325.10
389	East Hill Community Club		\$19,174.00
390	101290873 Saskatchewan Ltd. (Nathan Stregger-ski hill contractor)		\$19,150.00
391	Crescent Heights Community Club		\$19,119.00
392	SRNet Inc.		\$18,900.00
393	DC Strategic Management		\$18,473.44
394	Living Tree Enviromental		\$18,007.50
395	Tomko Sports Systems		\$17,693.81
396	BLC Limited		\$17,605.00
397	Organization of Saskatchewan Arts Councils		\$17,587.50
398	Fountain Tire Prince Albert Ltd		\$17,529.11
399	Raymax Equipment Sales Ltd.		\$17,451.22
400	Paquin Entertainment		\$17,400.00
401	D.F.G. Management Ltd.		\$17,351.65
402	Crescent Acres Community Club		\$16,518.00
403	Canadian Tire		\$16,472.77
404	Air Canada		\$16,143.70
405	The Bolt Supply House Ltd		\$15,821.81
406	RKX Craftwood Service		\$15,788.76
407	Consortech Solutions Inc		\$15,750.00
408	Frontline Truck & Trailer		\$15,684.94
409	Greenwave Innovations		\$15,540.00
410	Canadian Ramp Company		\$15,493.83
411	Amazon.ca		\$15,438.91
412	Canadian BDX Inc.		\$15,290.10
413	Vanko Analytics		\$15,118.20
414	Vipond Inc.		\$14,877.34

No.	Vendor Name	From 9/1/2023 to 9/30/2023	From Start of Year to 9/30/2023
415	Invictus Entertainment Group Inc.		\$14,750.00
416	Kal Tire Ltd.		\$14,739.35
417	Highline Electric P.A. Ltd		\$14,738.03
418	Naber Ford Sales Ltd.		\$14,618.70
419	Applied Industrial Technologies		\$14,530.12
420	Brick N Block Masonry Construction		\$14,459.97
421	Source For Sports		\$14,296.75
422	WestVac Industrial Ltd		\$14,181.16
423	Concord Theatricals		\$14,100.59
424	Ballet "N" All That Jazz Dance Centre Inc.		\$14,074.45
425	Source Office Furnishings		\$13,850.04
426	LexisNexis Risk Solutions		\$13,682.54
427	Miovision Technologies Incorporated		\$13,210.11
428	Big Drum Media		\$13,209.28
429	Mikkelsen-Coward & Co Ltd.		\$13,170.45
430	Rona Inc. - Prince Albert		\$13,096.19
431	Colored Shale Products Inc		\$13,085.87
432	Intercontinental Toronto		\$12,934.25
433	MSC Industrial Supply ULC		\$12,877.30
434	Ticket Tracer Corporation		\$12,855.15
435	Dulux Paints		\$12,788.60
436	Imprivata		\$12,769.17
437	Hazeldell Community Club		\$12,750.00
438	Midtown Community Club		\$12,750.00
439	Entandem Inc		\$12,553.39
440	PA Arts Board		\$12,500.00
441	Fox Signs		\$12,338.63
442	Willms Engineering Ltd.		\$12,220.54
443	Promotional Marketing		\$12,181.14
444	Election Systems & Software Canada, ULC		\$12,060.15
445	Johnson Controls Ltd.		\$12,052.58
446	Stokes International		\$12,038.01
447	Hach Sales & Service Canada Ltd		\$12,007.54
448	Strategic Steps Inc.		\$11,990.16
449	Superior Truck Equipment Inc./North America		\$11,939.33
450	Van Houtte Coffee Services Inc		\$11,752.27
451	Paulsen & Son Excavating Ltd.		\$11,641.86
452	Concept 3 Business Interiors		\$11,400.75
453	Fresh Air Experience		\$11,095.57
454	PyroCom Fire and Safety Equipment		\$11,049.38
455	Halcro Metals Inc.		\$10,763.28
456	SIGI Canada		\$10,701.04
457	Superion LLC, a CentralSquare Company		\$10,618.73
458	AON Parizeau Inc.		\$10,477.04
459	Pete's Mobile Mechanical Service		\$10,468.35
460	A2Z Safety & Training Ltd.		\$10,462.50

No.	Vendor Name	From 9/1/2023 to 9/30/2023	From Start of Year to 9/30/2023
461	Power and Mine Supply		\$10,450.61
462	Arborist Supply Co Inc		\$10,194.56
463	Prince Albert Diesel Injection (2004) Ltd.		\$10,185.88
464	Neuman Thompson		\$10,164.86
465	Turf Care Products Canada Ltd.		\$10,080.00
466	P.A. Nordic Ski Club		\$10,000.00
467	Robertson Stromberg Pedersen LLP		\$9,956.58
468	Peerless Engineering Sales Ltd.		\$9,950.92
469	Madbull Stump Grinding & Tree Removal		\$9,895.34
470	1215404 BC Ltd. (DBA Claymore Cloths)		\$9,894.93
471	Princess Auto		\$9,875.44
472	A1 Locksmithing		\$9,850.14
473	Jake Vaadeland		\$9,826.51
474	T.J. Ewert Property Assessment Services Ltd.		\$9,720.48
475	ITM Instruments Inc		\$9,676.43
476	Avison Young ITF 1540709 Ontario Limited		\$9,620.16
477	SMG Operating Ltd O/A See More Green Landscaping		\$9,614.17
478	High Q Greenhouses Inc.		\$9,595.10
479	Puetz Enterprises Ltd.		\$9,550.68
480	GardaWorld Cash Services Canada Corp		\$9,516.34
481	Performing Arts Warehouse		\$9,378.64
482	Uline Canada Corporation		\$9,270.18
483	Aaction Transmission Ltd.		\$9,249.17
484	Dee-Jacks Custom Metal and Welding		\$9,211.89
485	Prince Albert Dance Company		\$9,133.01
486	Prince Albert Winter Festival		\$8,977.60
487	R.S. Management Services Inc.		\$8,913.30
488	Saskatchewan Gov't Insurance		\$8,909.22
489	BMR Mfg Inc		\$8,900.85
490	Flaman Sales & Rentals Prince Albert		\$8,891.59
491	Prakash Consulting Ltd.		\$8,872.50
492	Saskatchewan Association of Chiefs of Police		\$8,855.00
493	W. R. Meadows of Western Canada		\$8,782.54
494	VWR International Co		\$8,693.41
495	Shred-it International ULC		\$8,668.63
496	Winnipeg Airport Services Corp		\$8,505.00
497	Hubert Distributing Company Inc		\$8,417.31
498	Falcon Equipment Ltd.		\$8,340.73
499	Coronet Hotel		\$8,325.06
500	Veolia Water Solutions Canada		\$8,278.06
501	Federation of Canadian Municipalities		\$8,234.31
502	Windows Beautiful By Cheryl		\$8,112.99
503	Cadmus Delorme		\$8,000.00
504	JJ MacKay Canada Ltd		\$7,984.50
505	Madikale Touring Inc.		\$7,975.00
506	Delta Hotels		\$7,964.39

No.	Vendor Name	From 9/1/2023 to 9/30/2023	From Start of Year to 9/30/2023
507	Saunders Electric Ltd.		\$7,962.86
508	GHD Digital (Canada) Ltd		\$7,938.00
509	Cypress Sales Partnership		\$7,924.41
510	Lifesaving Society - SK Branch		\$7,897.44
511	The Backyard and Compost Corner		\$7,846.00
512	The Roman Empire Production Corp		\$7,825.00
513	D & J Smitty's Ice Cream Vending		\$7,782.60
514	WD Industrial Group		\$7,629.30
515	Emsco Equipment Maintenance & Supply Co.		\$7,540.50
516	Technical Safety Authority of Saskatchewan		\$7,503.00
517	Wolseley Mechanical Group-Midwest Region		\$7,465.64
518	Cheesecake Burlesque Revue		\$7,281.00
519	Avia NG Inc.		\$7,204.06
520	Edmonton Pops Orchestra Society		\$7,172.10
521	P A Battery & Truck Accessories		\$7,167.89
522	Setcan		\$7,083.30
523	Mak Homes Ltd.		\$6,999.79
524	Westjet		\$6,914.16
525	Backupify Inc.		\$6,779.63
526	AED Advantage		\$6,767.22
527	Linde Canada Inc		\$6,756.82
528	Rally Auto Sales Ltd		\$6,571.20
529	Staples		\$6,562.27
530	Prince Albert Skating Club		\$6,500.00
531	Lafarge Canada Inc.		\$6,493.50
532	The Treadmill Factory		\$6,488.53
533	YWCA		\$6,450.00
534	Provox Systems Inc.		\$6,365.48
535	Best Buy		\$6,283.33
536	The Brick		\$6,262.31
537	Innovation, Science and Economic Development Canada		\$6,257.50
538	BDI Canada Inc.		\$6,251.12
539	Eagles Nest Youth Ranch		\$6,200.00
540	Prince Albert Council for the Arts		\$6,200.00
541	Prince Albert Metis Women's Assoc. Inc.		\$6,200.00
542	Prince Albert Metis Nation Local 7 Inc.		\$6,200.00
543	Common Weal Community Arts-PA Branch		\$6,198.50
544	T-R Spring & Align Ltd.		\$6,137.69
545	Komline-Sanderson		\$6,124.84
546	Total Service & Contracting Ltd.		\$6,065.60
547	ZIRCO (1989) Ltd		\$6,024.11
548	North Central District Athletic Association		\$6,018.50
549	Buckland Fire & Rescue		\$6,000.00
550	L' Ecole des Petits Preschool		\$6,000.00
551	U15 Boy's Softball Nationals		\$6,000.00
552	Comairco Equipment Ltd.		\$5,961.54

No.	Vendor Name	From 9/1/2023 to 9/30/2023	From Start of Year to 9/30/2023
553	VendorPanel Pty Ltd		\$5,948.80
554	Prince Albert Female Hockey Tournament		\$5,940.00
555	ClaimsPro Inc.		\$5,880.00
556	Honda Canada Finance Inc		\$5,807.84
557	Shananigans Coffee & Desert Bar		\$5,796.73
558	i2 Inc.		\$5,780.43
559	Jackie Packet		\$5,681.57
560	gtechna Mobile Enforcement Solutions		\$5,651.74
561	Birch Hills Dance		\$5,606.69
562	Sign Universe		\$5,599.85
563	4IMPRINT		\$5,534.40
564	AIM: Artists in Motion Inc		\$5,500.00
565	Prince Albert Gymnastics Club		\$5,500.00
566	You Will Love It Live		\$5,500.00
567	E.B. Horsman & Son		\$5,470.16
568	Snap on Tools		\$5,469.19
569	BGE Service & Supply		\$5,454.86
570	Old Dutch Foods Ltd.		\$5,449.27
571	Collision Forensic Solutions		\$5,425.40
572	Prince Albert District Planning Commission		\$5,420.00
573	Skyview Cleaning Inc.		\$5,406.26
574	U13 B Eagles		\$5,400.00
575	Paradigm Software		\$5,322.41
576	Wainbee Ltd		\$5,321.74
577	P.A. Radiator Shop		\$5,274.72
578	Joesoftware Inc.		\$5,250.00
579	Sask Polytechnic-Regina Campus		\$5,208.00
580	Prince Albert Science Centre Inc		\$5,200.00
581	Zogics		\$5,182.13
582	Traffic Logix Inc		\$5,151.30
583	Express It More Promotional Products		\$5,136.25
584	Donna Strauss		\$5,125.94
585	Loraas Disposal North Ltd		\$5,072.44
586	GMSI Group		\$5,017.61
587	Thomas Crier		\$5,000.00
588	Hilla Krogh Law Office		\$5,000.00
589	Hiltila Krogh		\$5,000.00
590	Brittany Hudak		\$5,000.00
591	Lunar Productions Canada		\$5,000.00
592	Prince Albert Pikes Artistic Swimming Club		\$5,000.00
593	Prince Albert Catholic School Division		\$5,000.00
594	PA Ski Club		\$5,000.00
595	The Covina-Thomas Company		\$4,974.66
596	Prince Albert Raiders Hockey Club Inc.		\$4,926.00
597	Wholesale Club		\$4,916.98
598	Paradise Pools (Commercial) Inc.		\$4,915.89

No.	Vendor Name	From 9/1/2023 to 9/30/2023	From Start of Year to 9/30/2023
599	Latent Forensic Services Inc.		\$4,857.93
600	CGI Information Systems & Mgt Consultants Inc		\$4,810.00
601	Randy Hurd		\$4,809.63
602	Remco Memorials Ltd.		\$4,678.65
603	Accra Lock & Safe Co. Ltd.		\$4,551.67
604	Morel Music International Inc		\$4,500.00
605	Prince Albert Community Basketball Assoc Inc.		\$4,500.00
606	Tri Sonic Sound		\$4,484.40
607	Inductive Automation		\$4,465.63
608	KCA Group		\$4,462.50
609	Lexcom Systems Group Inc.		\$4,438.05
610	Green For Life Environmental		\$4,411.44
611	BH Safety Services & Consulting		\$4,347.00
612	Econo-Chem		\$4,329.00
613	National Energy Equipment Inc.		\$4,313.90
614	Fantasyland Hotel		\$4,313.13
615	GCL Diesel Injection Service		\$4,196.85
616	Annex Business Media o/a Firehall Book Store		\$4,149.64
617	Ben's Auto Glass		\$4,149.56
618	Clear View Glass Ltd.		\$4,146.46
619	Precision Electro Mechanical		\$4,127.03
620	Nova Pole International Inc		\$4,079.25
621	Prince Albert Slo Pitch League		\$4,000.00
622	Riverside Public School		\$4,000.00
623	Millsap Fuel Distributors		\$3,978.35
624	Prince Albert Child Care Co-operative		\$3,976.72
625	Fabco Plastics Saskatoon Ltd.		\$3,960.82
626	Municipal Information Systems Assoc. Prairies Chapter		\$3,954.82
627	Nicole Sawchuk In Trust		\$3,950.00
628	WFR Wholesale Fire & Rescue		\$3,948.47
629	Facebook Inc.		\$3,940.59
630	Best Western Hotels		\$3,890.86
631	Institute of Transportation Engineers		\$3,889.38
632	PA Paw Print Inn		\$3,886.90
633	ecOzone		\$3,885.00
634	Gray's Funeral Chapel Ltd./Arbor Memorial Inc.		\$3,879.75
635	Arts Touring Alliance of Alberta		\$3,875.55
636	Equinox Industries Ltd		\$3,805.25
637	Western Imperial Magnetics LTD.		\$3,747.63
638	Grand & Toy		\$3,730.22
639	Reed Security Group		\$3,669.76
640	CTOMS		\$3,663.16
641	Trans-Care Rescue Ltd		\$3,651.91
642	Select Entertainment		\$3,648.75
643	Rotork Controls Canada Ltd		\$3,641.94
644	Porter Music Management		\$3,575.00

No.	Vendor Name	From 9/1/2023 to 9/30/2023	From Start of Year to 9/30/2023
645	Vallen Canada Inc.		\$3,525.06
646	Gallus Golf LLC		\$3,512.85
647	I Book Shows Inc.		\$3,500.00
648	Saskatchewan Safety Council		\$3,490.00
649	Lannie Muggleston		\$3,480.00
650	Levitt Safety Limited		\$3,473.58
651	Gabrielle Giroux		\$3,461.81
652	National Process Equipment Pumps & Compressors		\$3,434.70
653	Costco.ca		\$3,430.59
654	Flame Tech Combustion Services Inc		\$3,428.24
655	Flaman Fitness- Saskatoon		\$3,421.41
656	Weldco-Beales Manufacturing		\$3,409.96
657	Marcy Friesen		\$3,394.75
658	Graffiti Music Company		\$3,350.00
659	Ina Holmen		\$3,349.17
660	St. Johns Ambulance		\$3,341.96
661	Kushal P. Dave		\$3,320.00
662	Chartered Professional Accountants of Saskatchewan		\$3,318.00
663	Tee-on Golf Systems Inc.		\$3,316.68
664	R & R Products Inc		\$3,302.18
665	Michelle Truman		\$3,300.00
666	Cummins Western Canada		\$3,276.14
667	Canada Bread Co Ltd		\$3,260.34
668	Rideau Recognition Solutions Inc.		\$3,246.75
669	RCMP "K" Division F.S.S.B.		\$3,237.43
670	Cludo Inc		\$3,208.80
671	WSP E & I Canada Ltd.		\$3,186.63
672	Practica Ltd		\$3,097.87
673	Peavey Mart		\$3,085.37
674	OCR Canada		\$3,082.25
675	Tenco Inc		\$3,076.11
676	Prince Albert Photocopier Ltd.		\$3,055.80
677	Mac Tools		\$3,055.68
678	Western Canada Water & Wastewater Association & Constituent Orga		\$3,052.50
679	Wal-Mart Canada Corp.		\$3,050.89
680	MLT Aikins LLP		\$3,044.75
681	Radius Entertainment		\$3,023.36
682	Mike Langlois		\$3,000.00
683	Prince Albert and Area Athletic Association		\$3,000.00
684	Prince Albert Minor Softball Association		\$3,000.00
685	Townfolio Inc o/a Munisight Ltd.		\$2,997.00
686	Absolute Fire Protection		\$2,996.86
687	Xtreme Wear Parts Inc		\$2,971.50
688	Troy Life & Fire Safety Ltd		\$2,969.52
689	Prince Albert Rent A Car		\$2,961.76

No.	Vendor Name	From 9/1/2023 to 9/30/2023	From Start of Year to 9/30/2023
690	Tree Pottery Supply Ltd		\$2,961.45
691	Leon's Furniture		\$2,960.37
692	George Glenn		\$2,955.00
693	Arts Management Systems		\$2,934.75
694	SKW Consulting & Psychological Services		\$2,900.00
695	Luther College		\$2,881.19
696	Jordair Compressors Inc.		\$2,880.18
697	BIOMED Recovery & Disposal		\$2,878.65
698	Rod's Decorating Centre Ltd.		\$2,862.71
699	Municipal Media Inc.		\$2,835.00
700	Tire Stewardship of Saskatchewan Inc.		\$2,808.75
701	Canadian Association of Chiefs of Police(CACP/ACCP)		\$2,804.55
702	Canadian Urban Transit Association		\$2,803.97
703	Big Sisters/Big Brothers Prince Albert & District Inc.		\$2,800.00
704	NLC/PAGC Golf Tournament		\$2,800.00
705	Crisis & Trauma Resource Institute		\$2,783.02
706	Extreme Technology		\$2,748.08
707	Prinoth Ltd.		\$2,737.72
708	FLSmith USA, Inc - Tuscon Operations		\$2,723.54
709	Canadian Assoc of Police Governance		\$2,710.60
710	Alan Ruder		\$2,706.00
711	Darcy Sander		\$2,700.00
712	St. Mary's High School		\$2,690.95
713	Chartered Professionals in Human Resources		\$2,677.50
714	Merit Manufacturing Inc		\$2,673.30
715	Tenaquip Ltd.		\$2,668.71
716	Lindsay Urquhart		\$2,661.12
717	CP Distributors Ltd.		\$2,655.66
718	Jet Ice Limited		\$2,648.63
719	Steve's Auto Electric		\$2,635.35
720	Fort Garry Industries Ltd.		\$2,629.99
721	Northern Weld Workz		\$2,622.37
722	The Backyard Family Entertainment Corp.		\$2,607.49
723	Pro-Tech Alarm System Services		\$2,593.40
724	Aquam Inc		\$2,553.70
725	P.A. Auto Body (1983) Ltd.		\$2,551.35
726	Clunie Consulting Engineers Ltd.		\$2,541.00
727	Custom Covers		\$2,539.87
728	SOS Electrical Ltd.		\$2,526.51
729	Sutton Place Hotel		\$2,522.13
730	Urban Tactical (Winnipeg) Ltd.		\$2,518.59
731	Kin Enterprises Inc.		\$2,505.94
732	Diamondfield Entertainment Inc.		\$2,500.00
733	Water Blast Manufacturing LP		\$2,495.55
734	Special Event Tents		\$2,469.75
735	Signature Coins		\$2,448.07

No.	Vendor Name	From 9/1/2023 to 9/30/2023	From Start of Year to 9/30/2023
736	Hi Pro Recreation Services		\$2,447.55
737	Windsor Plywood		\$2,436.44
738	Weber Supply Distributors		\$2,428.25
739	Eaton Industries (Canada) Company		\$2,405.37
740	Ecole St. Mary High School		\$2,400.00
741	Mike Zaparaniuk		\$2,400.00
742	Winn 911 Software		\$2,367.29
743	ALS Environmental		\$2,361.24
744	Manitoulin Transport Inc.		\$2,355.59
745	Rempel Engineering & Management Ltd.		\$2,349.60
746	The Slokan Ramblers Ltd.		\$2,337.50
747	Marsollier Petroleum		\$2,294.97
748	Cansel		\$2,289.86
749	TNT Work & Rescue Inc		\$2,245.89
750	North-Line Canada Ltd		\$2,245.20
751	Shellbrook Home Hardware		\$2,237.76
752	CJC & Co. LLP		\$2,208.30
753	Prairie Wild Consulting Co.		\$2,205.00
754	Holiday Inn Hotel		\$2,200.62
755	LJ Kimbley		\$2,200.00
756	U11 B Knights		\$2,200.00
757	Ecco Heating Products Ltd.		\$2,195.93
758	Prairie Mobile Communications		\$2,195.13
759	Jesse Heit		\$2,187.25
760	Transportation Association of Canada		\$2,181.07
761	Paul Isaak		\$2,178.75
762	Bell Media Inc		\$2,157.74
763	Active Network Ltd.		\$2,144.52
764	Vermeer Canada Inc.		\$2,141.95
765	Parkland Ambulance Care Ltd.		\$2,138.10
766	National Fire Codes		\$2,135.38
767	R. Peters JR. Contracting		\$2,131.20
768	Trisha Ermine-Umpherville		\$2,118.00
769	Superstore		\$2,030.03
770	Micah Daniels		\$2,000.00
771	Janelle Matice		\$2,000.00
772	Prince Albert Festival of Dance		\$2,000.00
773	Prince Albert Warhawks		\$2,000.00
774	U11 Prince Albert Astros		\$2,000.00
775	U13 A Moose		\$2,000.00
776	U9 B Rangers		\$2,000.00
777	Triple R Contracting Ltd		\$1,992.40
778	Eric Cline		\$1,991.45
779	Lisa Larocque		\$1,980.30
780	Mid Continental Pump Supply		\$1,978.02
781	R.M. of Prince Albert #461		\$1,974.63

No.	Vendor Name	From 9/1/2023 to 9/30/2023	From Start of Year to 9/30/2023
782	Fairplay Corporation		\$1,969.27
783	Your Lifes Path		\$1,955.14
784	ABC Fire & Safety Equipment		\$1,951.38
785	Campbell Printing Ltd.		\$1,937.53
786	Prince Albert Alarm Systems Ltd		\$1,934.73
787	Bluebeam, Inc.		\$1,917.93
788	Blue Moose Media Inc		\$1,915.65
789	Grey Eagle Resort and Casino		\$1,911.58
790	Everguard Fire and Safety		\$1,886.98
791	Sask Economic Developers Assoc.(seda)		\$1,878.45
792	Ralph Boychuk		\$1,875.00
793	CPKN Network Inc.		\$1,853.25
794	Commercial Truck Equipment Corp		\$1,832.67
795	Mick Gratias		\$1,800.00
796	Prince Albert Mintos		\$1,800.00
797	Prince Albert Northern Bears		\$1,800.00
798	Special Olympics Saskatchewan		\$1,800.00
799	U15 Cyclones		\$1,800.00
800	Park Town Hotel		\$1,769.76
801	Pitney Bowes		\$1,769.71
802	Executive Convention Management		\$1,764.00
803	International Association of Airport Executive Canada		\$1,757.70
804	Tradewind Scientific Ltd		\$1,741.95
805	Scentiments Floral Ltd.		\$1,713.37
806	SSL.com		\$1,708.47
807	Delaney Swystun		\$1,696.00
808	Twilight Framing & Gallery		\$1,695.24
809	Tony Fitzgerald		\$1,689.00
810	Rassettica Testing Ltd.		\$1,687.81
811	Denver Cross		\$1,667.52
812	Cherry Insurance		\$1,665.00
813	Evergreen Nissan		\$1,664.15
814	U11 C Wolves		\$1,650.00
815	Ranjitt Mann		\$1,634.02
816	Powerland Computers		\$1,633.43
817	101004487 Sask Ltd HVAC Service		\$1,626.15
818	Darcy Myers		\$1,623.43
819	Exact Fencing Ltd.		\$1,619.49
820	Jaguar Media Inc.		\$1,617.00
821	Auto Details on 6th Ltd.		\$1,612.83
822	Murrays Appliance Service		\$1,608.95
823	American 3B Scientific, LP		\$1,602.43
824	Raylene Melnyk		\$1,595.07
825	Joel Miedema		\$1,590.00
826	Portapay.com		\$1,586.23
827	ALSCO Canada Corp - Saskatoon		\$1,559.85

No.	Vendor Name	From 9/1/2023 to 9/30/2023	From Start of Year to 9/30/2023
828	JamFam Apparel and Designs		\$1,558.00
829	Colby Lavigne		\$1,557.74
830	Tim Hortons		\$1,551.27
831	Wounded Warriors Magazine		\$1,548.75
832	ISA - Prairie Chapter		\$1,547.47
833	Crown Shred & Recycling (PA) Inc.		\$1,545.85
834	Kova Engineering Saskatchewan Ltd		\$1,545.60
835	Wanuskewin Heritage Park Auth.		\$1,541.86
836	Steve Harmer		\$1,522.50
837	Impact Marketing Services Ltd		\$1,503.62
838	Alberta Airports Management Association		\$1,500.00
839	Rebecka Klughart		\$1,500.00
840	Park Range Veterinary Services		\$1,492.83
841	Isidoro Lora - Tamayo Villacieros		\$1,487.50
842	Donald Beuker		\$1,478.44
843	Kathy McMullin		\$1,472.01
844	Google		\$1,463.34
845	West Hill Medical Clinic		\$1,450.00
846	Christie Lites Sales		\$1,446.76
847	Carson Butterwick		\$1,443.75
848	Rogue Fitness		\$1,434.12
849	Crown Cleaners		\$1,426.62
850	Benjamin Schulz		\$1,421.31
851	Trane Canada ULC		\$1,420.80
852	Amy Bishop		\$1,417.50
853	Nora Vedress		\$1,410.92
854	Vince Herzog		\$1,410.00
855	Saskatchewan Professional Planners Institute		\$1,404.12
856	Air Liquide		\$1,404.09
857	PACI Dance - More than a Room		\$1,403.05
858	U9 C Bruins		\$1,400.00
859	Victoria Hospital Foundation		\$1,400.00
860	Mann-Northway AutoSource		\$1,375.59
861	Stockyards (Prince Albert) Limited Partnership		\$1,358.01
862	APOLLO JUMP YXE		\$1,357.53
863	6th Avenue Car Wash		\$1,351.98
864	Gordon Stewart		\$1,351.68
865	OCDetailing		\$1,335.60
866	Jennifer Greyeyes c/o Serene Cleaing Services		\$1,325.00
867	Tanya Sinclair		\$1,312.50
868	Alt Hotels		\$1,304.49
869	Intuiface		\$1,302.00
870	U9 A Leafs		\$1,300.00
871	Aiden Edwards		\$1,294.00
872	Nellie Bachek		\$1,287.60
873	Canadian Association of Fire Chiefs		\$1,283.35

No.	Vendor Name	From 9/1/2023 to 9/30/2023	From Start of Year to 9/30/2023
874	Canadian Golf Superintendents Association		\$1,276.27
875	Home Inn & Suites		\$1,271.21
876	Spoto o/a Xiongmaoton		\$1,268.75
877	Johnston Group		\$1,260.00
878	Taylor Risk Solutions Inc		\$1,260.00
879	Currentware Inc		\$1,257.48
880	Carverhill Counselling & Consulting Ltd.		\$1,250.00
881	Eventbrite		\$1,245.38
882	Saskatchewan Assoc. of Municipal Enforcement Officers		\$1,245.00
883	Lloyd Libke Law Enforcement Sales Inc.		\$1,238.99
884	California State University		\$1,235.81
885	Sandman Hotels		\$1,230.08
886	Glen Huffman		\$1,225.00
887	Hero Products Group		\$1,213.44
888	Churchill Regional Skating		\$1,200.00
889	Operator Certification Board		\$1,200.00
890	U11 A Hawks		\$1,200.00
891	Wingate by Wyndham		\$1,192.70
892	TES Instruments		\$1,191.75
893	Judy McNaughton		\$1,182.00
894	Athens Technical Specialists Inc.		\$1,158.84
895	Fraser Spafford Ricci Art & Archival Conservation Inc.		\$1,155.00
896	Prince Albert Daily Herald-USE FOLI001		\$1,155.00
897	Safeway Canada Ltd.		\$1,151.19
898	Justice Institute of British Columbia		\$1,142.42
899	Fairmont Hotels		\$1,140.44
900	Caseware International Inc.		\$1,128.75
901	Dan Christakos		\$1,125.00
902	Gordon Hood		\$1,125.00
903	Joel Theatrical Rigging Contractors (1980) Ltd.		\$1,124.55
904	Janice Baldhead		\$1,119.00
905	Sask Polytechnic- Saskatoon Campus		\$1,116.38
906	Kerri MacLeod		\$1,115.00
907	Golf Saskatchewan		\$1,110.00
908	Holly Rae Yuzicapi		\$1,107.40
909	Production Lighting Ltd		\$1,105.25
910	Ed Urbaniak		\$1,102.50
911	Motion Industries Canada Inc.		\$1,101.18
912	Adobe Systems		\$1,100.57
913	eOne Integrated Business Solutions		\$1,100.00
914	Global Sign Inc.		\$1,095.98
915	ISACA		\$1,086.16
916	Shelley Bird		\$1,080.00
917	Dana Ismail		\$1,080.00
918	Direct Dial. com		\$1,078.92
919	Folk Consulting Inc.		\$1,053.44

No.	Vendor Name	From 9/1/2023 to 9/30/2023	From Start of Year to 9/30/2023
920	Alex Powalinsky o/a All my Relations Photography		\$1,050.00
921	SOS Communications Ltd		\$1,050.00
922	Caster Town		\$1,042.85
923	Rally Motors Ltd.		\$1,042.28
924	Darcy Dubuque		\$1,023.75
925	Communities Building Youth Futures Prince Albert		\$1,022.85
926	Westburne		\$1,018.28
927	Barndog Productions Inc.		\$1,010.76
928	Saskatoon Inn		\$1,008.38
929	ATAP Infrastructure Management Ltd		\$1,008.00
930	J & C Stone Cutters Inc.		\$1,001.50
931	Calvary United Church		\$1,000.00
932	Dawson Dressler		\$1,000.00
933	Orlanda Flett		\$1,000.00
934	Modeste McKenzie		\$1,000.00
935	Prince Albert Multicultural Council		\$1,000.00
936	Cindy Peters		\$1,000.00
937	Red Wolf Boxing Club		\$1,000.00
938	Rock Trout Cafe		\$1,000.00
939	Bruce Rusheleau		\$1,000.00
940	Audry Neubuhr		\$999.18
941	Truck Outfitters Prince Albert Inc.		\$996.32
942	Construction Fasteners & Tools Ltd		\$995.72
943	Event Pro Software		\$993.93
944	Wolverine Supplies		\$986.61
945	Seven Oaks Motor In.		\$985.52
946	TBS Collision & Auto Glass Ltd.		\$982.99
947	McDougall Auctioneers Ltd.		\$982.67
948	Parkland Emergency Medical Services		\$981.30
949	Brady		\$977.98
950	Cherrie Vermette		\$964.38
951	Stacey Friesen		\$959.64
952	P A Janitorial Services 1983		\$959.04
953	K-Light Recycling		\$949.52
954	Petticoat Creek Press Inc.		\$945.00
955	Sylvia Chave		\$937.50
956	Michael's Store		\$929.97
957	Arctic Automotive and Marine Supply		\$926.00
958	Garry Vermette		\$920.30
959	Elizabeth M. Settee		\$913.50
960	Defense Metals Canada		\$910.29
961	Comprehensive Chemical & Water Treatment Inc.		\$901.44
962	Vicki Gauthier		\$900.00
963	Jody Hammersmith		\$900.00
964	Philip Cobb		\$895.00
965	The Clean Team		\$888.00

No.	Vendor Name	From 9/1/2023 to 9/30/2023	From Start of Year to 9/30/2023
966	Carolyn Carleton		\$887.40
967	Jess I Harnett		\$871.35
968	Dollarama		\$870.53
969	Total Signage		\$865.80
970	JonLao Photography & Graphic Design		\$850.00
971	Eliza Mary Doyle		\$849.80
972	University of Alberta		\$845.00
973	Industrial Fluid Consultants		\$844.58
974	Project Management Institute, Inc.		\$840.95
975	Justin LaBrash		\$840.00
976	Municipal World Inc		\$834.75
977	Adnet Agency		\$829.50
978	Army Navy & Airforce Vets		\$827.88
979	Kinsmen Senior Heritage Centre		\$827.88
980	PA Legion		\$827.88
981	Linkedin		\$823.37
982	Prince Albert Early Childhood Council		\$820.00
983	Shaun Warkentin		\$808.95
984	Infosat Communications Inc.		\$806.08
985	Constant Contact		\$805.34
986	Carrie Martel		\$800.98
987	Shellview Sod Farms Ltd.		\$795.21
988	SaskGolfer Services		\$787.50
989	Jason Cabanaw		\$785.52
990	Debbie MacKenzie		\$784.50
991	Wachs Canada Ltd		\$782.46
992	Michael/Karen Klein		\$778.50
993	T.J.s Pizza		\$777.80
994	Starlink		\$777.00
995	Madelyn Ouellett		\$775.00
996	The Sign Shack		\$770.96
997	Government Finance Officers Association		\$764.54
998	Prince Albert Music Festival Association		\$762.15
999	Challenges Unlimited Inc.		\$752.97
1000	Michael Adona		\$750.91
1001	Cherise Arnesen		\$750.00
1002	Lavoie Stonechild Law Office		\$750.00
1003	Bethany Leachman		\$750.00
1004	Allison Matchap		\$750.00
1005	Matthew Mathiason		\$750.00
1006	Pamela Nelson		\$750.00
1007	Bruce Gibson		\$744.82
1008	Northern Elite Firearm		\$743.64
1009	Suntech Systems Ltd.		\$742.71
1010	Saskatoon Airport Authority		\$739.00
1011	Don's Photo Shop		\$735.93

No.	Vendor Name	From 9/1/2023 to 9/30/2023	From Start of Year to 9/30/2023
1012	A+ Contracting		\$735.00
1013	Comfort Inn		\$733.63
1014	Wix.com		\$730.28
1015	Belinda Bratvold		\$730.00
1016	Doty Belt		\$724.57
1017	Mark's Work Wearhouse		\$720.16
1018	Art Schifft		\$719.25
1019	Irvin & Toni Hamilton		\$714.50
1020	PAYPAL		\$712.30
1021	Bunker Fire Ltd		\$708.75
1022	Zachary Blackmon		\$706.63
1023	Greg Siegel		\$701.32
1024	WPY Insight Training		\$700.34
1025	Glenn Gessner		\$700.00
1026	Ethan Ostafichuk		\$700.00
1027	Rogers Wireless Inc.		\$699.14
1028	Genelle Amber Studios		\$699.00
1029	THM Industrial Audiology		\$695.00
1030	Lennie Balicki		\$693.75
1031	Mail Chimp .com		\$691.13
1032	Saskatchewan Federation of Police Officers		\$690.00
1033	Integ Controls and Instrumentation Inc		\$685.13
1034	Saskatchewan Building Officials Association		\$684.00
1035	Brigit & Braden Best		\$682.50
1036	306 Tactical		\$672.84
1037	Ministry of Social Services		\$666.78
1038	Town of Rosthern		\$666.66
1039	Town of Duck Lake		\$666.66
1040	Town of Shellbrook		\$666.66
1041	Alberta Professional Planners Institute		\$665.72
1042	Harley Davis		\$665.56
1043	Flo-Draulic Controls Ltd		\$661.23
1044	Teri Crain		\$656.00
1045	Dave Henson		\$654.50
1046	Bonnie Bailey		\$654.39
1047	Macbeeners Business Goods PA		\$651.28
1048	Associated Fire Safety Group		\$649.35
1049	Market Tire Prince Albert		\$648.57
1050	Shayanne Surtees		\$648.00
1051	Sheila Devine		\$646.74
1052	Stefan Schultz		\$643.80
1053	E Z Texting		\$640.72
1054	Gerald Fillmore		\$634.00
1055	Sport Tourism Canada		\$630.00
1056	Shell Canada		\$624.33
1057	Actionwear Saskatoon Inc.		\$621.60

No.	Vendor Name	From 9/1/2023 to 9/30/2023	From Start of Year to 9/30/2023
1058	Paul DM Papp		\$621.60
1059	MyZone Printing		\$621.37
1060	Cut Casual Steak & Tap		\$614.64
1061	Grammarly Inc.		\$611.37
1062	Haix North America		\$609.98
1063	Saskatchewan Liquor & Gaming Authority		\$609.00
1064	OGP Enterprises Inc		\$607.95
1065	Bell Canada		\$602.46
1066	Skye Brandon		\$600.00
1067	Karla Kloeble		\$600.00
1068	Off The Cuff Improv & Interactive		\$600.00
1069	Prince Albert Parkland Health Region		\$600.00
1070	Regional Community Airports of Canada		\$600.00
1071	Richard Caron		\$592.52
1072	Eco Management Services Inc		\$590.86
1073	Wade Connolly		\$580.50
1074	Sask Polytechnic-Moose Jaw Campus		\$578.75
1075	Todd Antaya		\$577.50
1076	Slow Burn Recycling Services		\$574.24
1077	Nordic Industries (1979) Ltd.		\$565.59
1078	North Star Signs		\$564.99
1079	Secure Choice Moving & Storage		\$560.31
1080	Darrin Bergstrom		\$559.97
1081	Sheraton Cavalier Hotel		\$556.78
1082	Bill Stevenson Photography		\$556.50
1083	Trimble Inc		\$550.36
1084	Shania Cabilao		\$550.00
1085	Teegan Jeffers		\$550.00
1086	Fabian Minnema		\$550.00
1087	Jacelyn Perret		\$550.00
1088	Maggie Pytlak-Strauss		\$550.00
1089	Bryan Rocas		\$550.00
1090	Gillian Snider		\$550.00
1091	Venice House		\$546.46
1092	Roy Klein		\$546.00
1093	Covert Track Group, Inc		\$543.02
1094	Canva Pty Ltd		\$541.99
1095	Al Dyer		\$541.90
1096	Technology Professionals Saskatchewan		\$540.00
1097	Victoria N Braaten		\$538.95
1098	Party City		\$538.55
1099	Jamie Chartrand		\$536.00
1100	Asset Management Saskatchewan Inc.		\$525.00
1101	Postmedia Network Inc.		\$525.00
1102	The Procurement School		\$525.00
1103	Arthur (Jim) Jansen		\$524.48

No.	Vendor Name	From 9/1/2023 to 9/30/2023	From Start of Year to 9/30/2023
1104	Vue It Communication		\$524.29
1105	Expedia.ca		\$524.08
1106	Alamo Rent-a-Car		\$522.88
1107	Debra Stoger		\$522.05
1108	SPI Health and Safety Inc.		\$521.70
1109	Shari Ilnisky		\$520.86
1110	Living Skies Window Tint		\$510.60
1111	Crane Supply		\$508.75
1112	Virginia German		\$507.18
1113	Jordan Gabriel-Cannon		\$507.00
1114	Lululemon Athletics		\$506.16
1115	Economic Developers Association of Canada		\$503.29
1116	Canadian Mental Health Assoc - PA Branch		\$500.00
1117	Canadian Police Canine Association		\$500.00
1118	Ailah Carpenter		\$500.00
1119	City of Red Deer		\$500.00
1120	Kari Korczak		\$500.00
1121	P A Outreach Program Inc.		\$500.00
1122	Repair Cafe		\$500.00
1123	Service d'Accueil et d'Inclusion Francophone SK		\$500.00
1124	K-9 Dynamics		\$499.68
1125	Erlo Pederson		\$495.34
1126	Custom Blinds		\$493.95
1127	Canalta Hotel		\$489.83
1128	Saskatchewan Seniors Fitness Association Inc.		\$483.64
1129	Theodore Ruskowski		\$482.60
1130	Doug Dietrick		\$477.30
1131	Assoc. of Professional Engineers & Geoscientists		\$472.50
1132	Adeline Gunnarson		\$468.50
1133	Double Tree Hotel		\$460.67
1134	Guillevin International Inc.		\$460.65
1135	Neighborhood Caterers		\$459.54
1136	Wurth Canada Ltd.		\$457.51
1137	Jack Vermette		\$456.66
1138	Perry Hulowski		\$456.48
1139	Premium Data Office Supplies Inc.		\$456.20
1140	Paras Properties Ltd.		\$452.85
1141	NASTT		\$450.65
1142	Elise Dang		\$450.00
1143	Kathi Lewis		\$450.00
1144	Dan Webb		\$450.00
1145	Ball Baby Pro		\$448.66
1146	Jenson Publishing		\$446.25
1147	Keethanow Food Supermarket		\$444.00
1148	Peter Kilmer		\$442.89
1149	Taras Berkach		\$432.90

No.	Vendor Name	From 9/1/2023 to 9/30/2023	From Start of Year to 9/30/2023
1150	Ben Amonson		\$427.35
1151	Graham Jahn		\$427.35
1152	Laurel Lofstrom		\$427.35
1153	Darlene Rawlinson		\$427.35
1154	Hermes Saavedra		\$427.35
1155	Nicholas Shatilla		\$427.35
1156	Jeremy Lukan		\$426.12
1157	Frank Dunn Trailer Sales		\$426.00
1158	Joel Jimenez		\$421.80
1159	Wayne Kleemola		\$421.80
1160	Missinipi Broadcasting Corp.		\$420.00
1161	Sask Assoc of Fire Chiefs		\$420.00
1162	Hyatt Regency Calgary		\$419.65
1163	Zoom Canada		\$419.40
1164	Shaunna Shatilla		\$418.50
1165	CaseGuard Studio		\$418.01
1166	Shannon McCallum		\$415.50
1167	Pizza Hut		\$413.14
1168	PA Community Housing Society Inc.		\$410.70
1169	St. Albert Inn & Suites		\$408.75
1170	Joyce Hamilton		\$408.00
1171	Elaine Breadner		\$407.93
1172	Mathew Lypchuk		\$406.15
1173	Secur Tek		\$403.54
1174	Central Security B.P.G		\$400.00
1175	Alex Chisholm		\$400.00
1176	CSMR Enterprises Inc.		\$400.00
1177	Zachary Kerr		\$400.00
1178	Brock Skomorowski		\$400.00
1179	Stephen Williams		\$400.00
1180	Ron Polowski		\$399.60
1181	Survey Monkey		\$399.60
1182	Chinook Equipment		\$397.31
1183	Esso		\$395.79
1184	Farmtronics Ltd.		\$395.64
1185	Chris Kinch		\$394.05
1186	Professional Standards Board		\$393.75
1187	Gratchen Grison		\$393.50
1188	Donna Rondeau		\$392.00
1189	Sunco Communications and Installation Ltd		\$387.39
1190	TeamViewer GmbH		\$386.28
1191	Wiens Signage Inc. o/a Magnetsigns NW		\$383.25
1192	Mother Earth Tobacco		\$380.62
1193	Roofmart Prairies Ltd.		\$376.30
1194	MVP Athletics Supplies		\$375.89
1195	Mr. Mikes Steakhouse		\$375.12

No.	Vendor Name	From 9/1/2023 to 9/30/2023	From Start of Year to 9/30/2023
1196	Travel Junction		\$375.04
1197	The Gallery Art Placement Inc.		\$373.38
1198	Arnie's Guns & Archery		\$372.79
1199	Canadian Property Tax Association		\$367.50
1200	Gateway North Towing		\$367.50
1201	Trevor Gunville		\$367.50
1202	Morris Petruniak		\$365.40
1203	PFU Canada Inc		\$364.08
1204	Stockdales Electric Motor Corp.		\$362.83
1205	Doug Allen		\$360.00
1206	Marriott Hotels & Resorts		\$357.83
1207	Ballast Shop		\$355.50
1208	Spartan Controls Ltd.		\$352.98
1209	Manchur Pools & Spas (1989)		\$352.54
1210	Brigid Fehr		\$350.00
1211	Lyndon J Linklater		\$350.00
1212	Emma Zawislak		\$350.00
1213	Lake Land Towing		\$346.50
1214	Kennedy Erickson		\$344.96
1215	Saskatchewan Heavy Construction Ass.		\$342.60
1216	Zazzle		\$341.61
1217	Infinite Cables		\$340.04
1218	Tru North RV, Auto & Marine		\$339.41
1219	Publications Saskatchewan		\$337.10
1220	Saskatchewan Polytechnic-Prince Albert Campus		\$336.00
1221	Fitness Solutions		\$331.89
1222	Food & Fuel c/o 101212525 Sk Ltd.		\$330.00
1223	Denise Taylor		\$330.00
1224	Cydnee Sparrow		\$325.45
1225	American Water Works Assoc		\$323.33
1226	Melanie Pederson		\$321.40
1227	Safety Wear Canada		\$316.57
1228	Sigma Inn & Suites		\$315.24
1229	Meridian Surveys Ltd.		\$315.00
1230	PA Pest Control Inc		\$315.00
1231	Shermco Industries Canada Inc.		\$315.00
1232	Madd Message		\$313.95
1233	Creative City Network of Canada		\$310.00
1234	Courageous K9 (Courageous Companions)		\$309.75
1235	University of Minnesota		\$309.40
1236	World Water Operator Training Company		\$307.65
1237	Brad's Appliance Repair		\$305.25
1238	Saskatchewan Parks & Recreation Association		\$305.00
1239	Danielle Hamilton		\$304.36
1240	Dennis Adams		\$300.00
1241	Leane Bear		\$300.00

No.	Vendor Name	From 9/1/2023 to 9/30/2023	From Start of Year to 9/30/2023
1242	Don Bendig		\$300.00
1243	Samantha Burnouf		\$300.00
1244	Walter Chester		\$300.00
1245	Keisha Gamola		\$300.00
1246	Hope's Home Inc.		\$300.00
1247	Dean Kushneryk		\$300.00
1248	Prince Albert Highlanders Pipes & Drum		\$300.00
1249	Tyler Wozniak		\$300.00
1250	Herbert Gratias		\$296.93
1251	Crystal Clarke		\$296.13
1252	Lorri Ma		\$296.13
1253	Lorna Stubel		\$296.13
1254	Mega Tech		\$296.12
1255	Entrust Ltd		\$295.70
1256	Home Depot		\$294.70
1257	Jessie Lepine		\$294.40
1258	Advanced Municipal Solutions		\$294.00
1259	Bev Amonson		\$294.00
1260	Community Drug Alert Online		\$288.75
1261	Stapleton's Great Adventure Company		\$288.58
1262	Big Hill Services Ltd.		\$286.79
1263	Wayfair.ca		\$286.36
1264	Grand Prairie Fluid System Technologies Inc		\$283.54
1265	Lynn Phaneuf		\$281.66
1266	SmartSafety Software, Inc		\$281.21
1267	Prince Albert Construction Association		\$279.72
1268	Keegan Brodacki		\$277.50
1269	Anh Quang Do		\$277.50
1270	Hannah Nicholson		\$277.50
1271	Garden of Dreams		\$277.32
1272	Carswell		\$277.20
1273	Fisher Scientific Company		\$274.36
1274	International Municipal Signal Assoc.		\$273.88
1275	Morgan Burns		\$273.00
1276	Grace Vedress		\$273.00
1277	UPS Canada LTD.		\$272.41
1278	BD Properties		\$271.95
1279	Brian Garson		\$267.95
1280	Tim Bettger		\$262.50
1281	Fall Protection Group		\$262.50
1282	Alyssa Nagy		\$262.50
1283	Glenn Patey		\$258.75
1284	Legacy Lowering Device		\$256.20
1285	Share Canada		\$254.26
1286	Paul Walker		\$253.50
1287	Rocky Brands Canada Inc.		\$252.00

No.	Vendor Name	From 9/1/2023 to 9/30/2023	From Start of Year to 9/30/2023
1288	Denise Jones		\$251.50
1289	Carnell Sales Inc		\$251.49
1290	Dwayne Cameron		\$250.00
1291	Veryl Coghill		\$250.00
1292	CURE Foundation		\$250.00
1293	Angela Joy Dela Cruz		\$250.00
1294	Rebecca Fines		\$250.00
1295	Caylee Guidinger		\$250.00
1296	Megan Nemish		\$250.00
1297	Prince Albert Branch Association for Community Living		\$250.00
1298	Stephanie Rose Music		\$250.00
1299	The Terry Fox Foundation		\$250.00
1300	Kim Yelland		\$250.00
1301	Tatum Young		\$250.00
1302	Travelodge		\$249.24
1303	Harold's IGA		\$248.95
1304	Warren's Parcel Express Inc.		\$247.72
1305	911 Gear Canada		\$247.63
1306	Nicole Toutant		\$244.50
1307	Corinne Olson		\$243.63
1308	Pineland Metal Products Inc.		\$240.00
1309	Receiver General of Canada		\$240.00
1310	Apple		\$239.63
1311	EaseUS		\$237.45
1312	Hilti Canada Corp.		\$235.48
1313	Barry Swanson		\$234.88
1314	Red Swan Pizza		\$232.53
1315	Fedex		\$232.01
1316	Cherlock & Safe		\$231.99
1317	Light in the Box .com		\$231.75
1318	Flipsnack		\$231.46
1319	Michelle McAuley		\$229.45
1320	Lambert Distributing Inc.		\$229.09
1321	Hassett Properties		\$227.55
1322	Leslie Morin		\$227.55
1323	Anisha Gillespe		\$225.00
1324	J2 Efax		\$224.82
1325	Pinnacle Distribution Saskatoon		\$223.15
1326	QuillBot		\$220.86
1327	Altec Industries Ltd.		\$218.19
1328	International Institute of Business Analysis		\$213.84
1329	Original Joes		\$211.90
1330	Comptia		\$211.61
1331	Kevin Bremner		\$210.00
1332	Nicolle Degagne		\$210.00
1333	Dive Rescue International, Inc.		\$210.00

No.	Vendor Name	From 9/1/2023 to 9/30/2023	From Start of Year to 9/30/2023
1334	Carrie Ikert		\$210.00
1335	Maple Leaf Medals		\$210.00
1336	Starbucks		\$210.00
1337	Kayanna Rae Wirtz		\$210.00
1338	Appliance Clinic		\$206.62
1339	Lucid Software Inc.		\$206.46
1340	B & E Industrial Electronics		\$203.82
1341	BC Ferries		\$201.10
1342	Faith Burke		\$201.00
1343	Greg Podjan		\$201.00
1344	Elliot Byers		\$200.00
1345	Kenzie Cameron		\$200.00
1346	Kiana Gallegos		\$200.00
1347	Trent N R Gillespie		\$200.00
1348	Kaboom Kettle Corn		\$200.00
1349	Taras Kachkowski		\$200.00
1350	Sam Malenfant		\$200.00
1351	Zoe Mortimer		\$200.00
1352	Meghan O'Leary		\$200.00
1353	Devyn Sachkowski		\$200.00
1354	Saskatchewan Association of City Clerks		\$200.00
1355	Payden St. Denis		\$200.00
1356	Strategic Alarms		\$200.00
1357	Telus Security		\$200.00
1358	Wahpeton Dakota First Nation		\$200.00
1359	Lindsey Wilkinson		\$200.00
1360	Erin Winterton		\$200.00
1361	Darien Wourms		\$200.00
1362	Perry Radke		\$199.80
1363	Claire Wouters		\$199.80
1364	Language Linx Ltd		\$197.75
1365	Shirley McLennan		\$196.86
1366	Cameron Instruments Inc.		\$194.25
1367	Dave Kapacila		\$194.25
1368	Name Tag Wizard		\$192.75
1369	Eric Su, Kam Hua		\$189.41
1370	Heavy Construction Safety Association		\$188.44
1371	Lorraine Bonneau		\$187.42
1372	Vimeo Inc.		\$186.48
1373	Giant Tiger		\$182.48
1374	Lloyd McLennan		\$180.38
1375	Marg Power		\$180.38
1376	Royal Canadian Legion BR. #2		\$180.00
1377	Supplement World		\$179.80
1378	KLE Canada Inc		\$177.60
1379	Internet Infinity- Voice Me Up		\$176.03



No.	Vendor Name	From 9/1/2023 to 9/30/2023	From Start of Year to 9/30/2023
1380	Mike Mogg		\$175.00
1381	P A Housing Authority		\$174.83
1382	Bulk Barn		\$173.91
1383	Enviroway Detergent Manufacturer		\$173.28
1384	SIGMA Assessment Systems, Ltd		\$172.14
1385	Clique Hotels		\$171.84
1386	Lesley K. Bear		\$170.00
1387	VMware		\$169.27
1388	YasTech Developments Inc.		\$166.50
1389	Metis Central Region 2 Council Inc		\$166.00
1390	Moores		\$165.34
1391	Dropbox Inc.		\$165.23
1392	Surepassexam.com Inc.		\$165.01
1393	S.T.O.P. Restaurant Supply Ltd		\$164.04
1394	Vista Print. ca		\$163.15
1395	Hampton Inn		\$162.41
1396	Bison Cafe		\$162.20
1397	Victoria's Tavern - Normanview		\$162.12
1398	Hillside Physical Health & Fitness		\$160.00
1399	Kirk Pilon		\$160.00
1400	WIKA Instruments Ltd.		\$156.47
1401	Cut2MeDesigns LLC		\$155.49
1402	Prince Albert Wand Wash		\$155.00
1403	Christina M Ferchuk		\$154.44
1404	101270529 Saskatchewan Ltd.c/o Winmar		\$153.00
1405	City of Meadow Lake		\$152.05
1406	Alex Flett		\$150.00
1407	Brenner Holash		\$150.00
1408	Kelly Kawula		\$150.00
1409	Wayne Smith		\$150.00
1410	Subway		\$150.00
1411	Gordon Vancoughnett		\$150.00
1412	Rhonda Trusty		\$145.64
1413	Microtel Inn & Suites		\$143.19
1414	The Atlas Hotel		\$142.25
1415	Petro Canada Inc.		\$142.11
1416	SMTP2GO. Com		\$139.40
1417	Tammie Leonard		\$138.60
1418	Varial Technologies Inc.		\$135.40
1419	Dollar Tree		\$134.16
1420	Sask Auto Fund		\$134.00
1421	Fast Stamps		\$133.20
1422	Kim Jones		\$131.25
1423	Etsy.com		\$131.03
1424	Creative Market		\$131.02
1425	SUSPA		\$130.56

No.	Vendor Name	From 9/1/2023 to 9/30/2023	From Start of Year to 9/30/2023
1426	Humpty's Family Restaurant		\$128.80
1427	Prince Albert Golf and Curling Club		\$128.30
1428	Prairie North Co-op		\$126.48
1429	Doctor John's Towing		\$126.00
1430	Melissa Cournoyer		\$125.00
1431	Saskatchewan Turfgrass Association		\$125.00
1432	Magikist Ltd		\$123.38
1433	Warren Nekurak		\$121.67
1434	Microsoft 365		\$120.99
1435	Dennis Brown		\$120.92
1436	Lorne Courouble		\$120.92
1437	Duane Karlstrom		\$120.92
1438	John Morrall		\$120.92
1439	Joel Mihilewicz		\$120.00
1440	BackStage Music		\$118.75
1441	T C Garage Gas Station		\$118.00
1442	Sidney On The Run		\$117.05
1443	Frank Harris		\$115.50
1444	PicMonkey		\$115.20
1445	The Source		\$111.72
1446	The Welding Shop		\$111.00
1447	Circle K		\$110.73
1448	La Ronge Hotel & Suites		\$109.27
1449	Clement G Roy		\$109.18
1450	Prairie Sky Co-op		\$109.00
1451	Hailey Kapacila		\$107.00
1452	Riverview Mechanical Ltd.		\$106.01
1453	Economic Developers Alberta		\$105.00
1454	Ethel Mathers		\$105.00
1455	Paws Here Canine Services		\$105.00
1456	Sask. Association of Rural Municipalities		\$105.00
1457	Music Theatre International		\$104.07
1458	Save on Foods		\$101.93
1459	Nancy Pistun		\$101.41
1460	AVSHop.ca		\$100.66
1461	Ruchita Patel		\$100.46
1462	API Alarms Inc.		\$100.00
1463	Dave Arsenault		\$100.00
1464	Adam Balon		\$100.00
1465	Chord Fehr		\$100.00
1466	Multicultural Council of Saskatchewan		\$100.00
1467	National Hotel		\$100.00
1468	Jessica Rabbitskin		\$100.00
1469	Clyde St. Germain		\$100.00
1470	Sturgeon Lake First Nation		\$100.00
1471	Alberta Fire Chiefs Association		\$98.96

No.	Vendor Name	From 9/1/2023 to 9/30/2023	From Start of Year to 9/30/2023
1472	ColdFront Ltd		\$98.75
1473	Lyle Karasiuk		\$98.65
1474	Lloydminster Co-op		\$98.01
1475	Husky Oil		\$97.27
1476	Blueline Taxi		\$97.22
1477	Family Pizza		\$97.08
1478	Ray Littlechilds		\$94.50
1479	Pharmasave		\$94.49
1480	Sask Health Authority		\$92.00
1481	Ruth Griffiths		\$90.00
1482	ATPS Taxi & Limo Service		\$89.70
1483	Boston Pizza		\$89.29
1484	Shoppers Drug Mart - JASH RX Enterprises Ltd.		\$88.72
1485	Fas Gas Oil Ltd.		\$86.83
1486	Sootsoap Supply Co.		\$82.32
1487	Michelle Maculey		\$80.45
1488	Bonnie Hryniuk		\$80.00
1489	Dallas Robert McLeod-Lacendre		\$80.00
1490	Salvation Army		\$80.00
1491	Quality Bearings		\$79.08
1492	Go Daddy.com Inc.		\$78.96
1493	Brad Dent		\$78.75
1494	Michael Ruszkowski		\$78.75
1495	Yosef Siwy		\$78.75
1496	Byron Yeo		\$78.75
1497	Impark		\$78.50
1498	A & W Restaurants		\$78.02
1499	Jam Software		\$77.27
1500	The International Assoc of Assessing Officers		\$76.48
1501	Mediapress Ltd.		\$75.34
1502	Integromat LLC		\$75.06
1503	Canadian Police Chaplain Association		\$75.00
1504	Kelly Clark		\$75.00
1505	Economic Developers Association of Manitoba		\$75.00
1506	Logan Edwards		\$75.00
1507	Jonathon Karabekian		\$75.00
1508	Saskatchewan Assessment Managment Agency		\$75.00
1509	Sask Culture Inc.		\$75.00
1510	Sask Sport Inc.		\$75.00
1511	Saskatchewan Women In Policing		\$75.00
1512	Kim Villeneuve		\$75.00
1513	Montana's		\$73.96
1514	Malenfant Enterprises Ltd.		\$73.57
1515	The University of Manitoba		\$73.50
1516	Winacott Equipment Group		\$72.50
1517	Saskatoon Coop		\$72.41

No.	Vendor Name	From 9/1/2023 to 9/30/2023	From Start of Year to 9/30/2023
1518	Marlene Peterson		\$70.00
1519	AutoAuth Service		\$69.77
1520	Dynamic Communities LLC		\$67.22
1521	Spotify		\$66.54
1522	DS Tactical		\$65.52
1523	Minute Muffler		\$63.65
1524	Schmalz Enterprises		\$63.00
1525	Cenex Whitefish		\$61.60
1526	Ashly Cabinets & Windows		\$60.71
1527	Ricky's All Day Grill		\$59.35
1528	Kilo Lima Code School		\$59.00
1529	Canadian Wood Council		\$58.02
1530	Arts Reach Unlimited		\$57.97
1531	Victoria Square Pharmacy		\$57.92
1532	Steel Craft Door		\$55.94
1533	JYSK		\$55.48
1534	Gas Plus Station		\$55.18
1535	Nav Canada		\$55.13
1536	London Machinery		\$53.74
1537	M & M Food Market		\$52.47
1538	Torstar Group-Toronto Star Newspapers Ltd		\$52.45
1539	Midtown Plaza Inc.		\$52.00
1540	Smitty's Restaurant & Lounge		\$51.96
1541	U-Haul		\$51.66
1542	Perry Trusty		\$51.02
1543	Jason Reichle		\$50.79
1544	Lori Amy		\$50.00
1545	Adreanna Boucher		\$50.00
1546	Alex Fallon		\$50.00
1547	Jackie Freychet		\$50.00
1548	Vern Hodgins		\$50.00
1549	Martin Kiffiak		\$50.00
1550	Patricia Koivisto		\$50.00
1551	Ian McIntyre		\$50.00
1552	Michelle McKeaveney		\$50.00
1553	Kim Neudorf		\$50.00
1554	Kim Orynik		\$50.00
1555	Gabrielle Robertson		\$50.00
1556	South Hill Medical Practice		\$50.00
1557	Abigail Stead		\$50.00
1558	Ariana Stead		\$50.00
1559	Natasha Thomson		\$50.00
1560	Perlitz & Sons Trucking Ltd		\$49.05
1561	AllOnesie		\$48.76
1562	Capital Taxi		\$48.62
1563	Funky Moose Records		\$46.34

No.	Vendor Name	From 9/1/2023 to 9/30/2023	From Start of Year to 9/30/2023
1564	Canada Computers Inc		\$46.12
1565	Prince Albert Police Service		\$45.45
1566	Synergee Canada		\$45.41
1567	Kidsport		\$45.20
1568	Black Top & Checker Cabs		\$44.74
1569	Federal Express Canada Ltd.		\$43.41
1570	PetSmart		\$43.27
1571	Frontier Supply Chain Solutions		\$42.44
1572	Paddle.com Market Ltd		\$41.99
1573	Hilton Garden Inn		\$41.49
1574	Candice Constant		\$40.00
1575	Alex Crowe		\$40.00
1576	P.A. Community Clinic		\$40.00
1577	Fabricland		\$39.96
1578	Tale Spinner Theatre		\$38.39
1579	Mobil		\$38.30
1580	Grouse Mountain Lodge		\$37.60
1581	Yellow Cab		\$35.10
1582	Associate Medical Clinic		\$35.00
1583	Leith Bender		\$35.00
1584	City Park Town		\$35.00
1585	WinRAR		\$34.01
1586	Surdell Taxi		\$34.00
1587	Tourism Saskatchewan		\$31.50
1588	Taco Time		\$31.24
1589	McDonald's Restaurants of Canada Ltd.		\$30.88
1590	Sherry LaFaver		\$30.46
1591	Prince Albert Tourism		\$30.31
1592	Coalition for Canadian Police Reform		\$30.00
1593	Judy Janzen		\$30.00
1594	PA TV & Audio Repair		\$29.97
1595	Jean Laurent Fournier		\$25.00
1596	Melissa Isbister		\$25.00
1597	Legends Medical Clinic		\$25.00
1598	Concept Controls Inc		\$23.31
1599	Samson Cook		\$22.50
1600	Purified Water Store		\$22.00
1601	City of Prince Albert		\$20.00
1602	The Provincial Mediation Board		\$20.00
1603	Beverly Skotheim		\$20.00
1604	Burger King		\$19.40
1605	Crescent Park Pharmacy		\$15.50
1606	Cornwall Centre		\$15.00
1607	Duo Security LLC		\$13.82
1608	Prince Albert Valu Lots		\$12.20
1609	Faye Hoppe		\$10.50



No.	Vendor Name	From 9/1/2023 to 9/30/2023	From Start of Year to 9/30/2023
1610	The Wall Street Journal		\$10.50
1611	Precise ParkLink		\$10.00
1612	City of Calgary		\$8.25
1613	Eleanor Maurice		\$6.50
1614	Microsoftstore. Com		\$5.67
1615	Prince Albert Toyota		\$4.01
	Total:	\$11,509,891.44	\$89,464,808.77



City of
Prince Albert

MIN 23-96

TITLE: September 26, 2023 Planning Advisory Committee Meeting Minutes

DATE: **October 26, 2023**

TO: Executive Committee

PUBLIC: X

INCAMERA:

RECOMMENDATION:

Be received as information and filed.

ATTACHMENTS:

1. Unofficial Minutes

Written by: Planning Advisory Committee



CITY OF PRINCE ALBERT

PLANNING ADVISORY COMMITTEE REGULAR MEETING

MINUTES

**TUESDAY, SEPTEMBER 26, 2023, 4:02 P.M.
MAIN BOARDROOM, 2ND FLOOR, CITY HALL**

PRESENT: Councillor Dawn Kilmer
Hannah Buckie
Sharon Grywacheski
Marcel Hallé
Danielle Makari (Attended at 4:07 p.m.)
Carmen Plaunt

Amber Soles, Secretary
Heather Wilson, GIS Supervisor

1. CALL TO ORDER

Councillor Kilmer, Chairperson, called the meeting to order.

2. APPROVAL OF AGENDA

0021. **Moved by:** Plaunt

That the Agenda for this meeting be approved, as presented, and, that the presentations, delegations and speakers listed on the Agenda be heard when called forward by the Chair.

Absent: Councillor Lennox-Zepp, Sherry Bates and Danielle Makari

CARRIED

3. DECLARATION OF CONFLICT OF INTEREST

4. ADOPTION OF MINUTES

0022. **Moved by:** Hallé

That the Minutes for the Planning Advisory Committee Regular Meeting held June 20, 2023, be taken as read and adopted.

Absent: Councillor Lennox-Zepp, Sherry Bates and Danielle Makari

CARRIED

5. CORRESPONDENCE & DELEGATIONS

6. REPORTS OF ADMINISTRATION & COMMITTEES

6.1 Snow Management Application (RPT 23-373)

Visual Presentation was provided by Heather Wilson, GIS Supervisor and Geoff Soderberg, Roadways Manager.

0023. **Moved by:** Buckie

That the input provided by the Planning Advisory Committee be considered in the development of a Public Interactive Snow Management Map.

Absent: Absent: Councillor Lennox-Zepp and Sherry Bates

CARRIED

7. UNFINISHED BUSINESS

8. ADJOURNMENT – 4:24 P.M.

0024. **Moved by:** Grywacheski

That this Committee do now adjourn.

Absent: Councillor Lennox-Zepp and Sherry Bates

CARRIED

COUNCILLOR DAWN KILMER
CHAIRPERSON

AMBER SOLES
SECRETARY

MINUTES ADOPTED THIS 28TH DAY OF NOVEMBER, A.D. 2023.

TITLE: Barton Drive Traffic Calming Trial

DATE: **November 6, 2023**

TO: Executive Committee

PUBLIC: X

INCAMERA:

RECOMMENDATION:

That this report be received as information and filed.

TOPIC & PURPOSE:

The purpose of this report is to bring forward traffic statistics and community consultation collected during the Barton Drive Traffic Calming Trial.

BACKGROUND:

Barton Drive is an 11 meter wide local street with a posted speed limit of 40km/hr. The street travels East-West and extends between 15th Avenue East and Bradbury Drive.

2020 - The Public Works Department received concerns about vehicles speeding on Barton Drive. In response to these concerns, a 90 day traffic speed study was conducted from September – December 2020. The 85th percentile speed was found to be 44km/hr with an average speed of 37km/hr.

- At this time it was determined that Barton Drive did not meet the warrants in the City's Traffic Calming Policy and was not to be considered for traffic calming.

2021 – On May 5, 2021 the residents of Barton Drive were consulted in the form of a virtual meeting held by the City. Of the 75 properties that received a letter, 5 attended the meeting. 4 residents of the 5 felt that speeding was an issue on Barton Drive. Following this meeting the Prince Albert Police Service conducted a speed study on Barton Drive that resulted in an 85th percentile speed of 42km/hr with 1.6% of motorists travelling above 50km/hr. This zone was given a "LOW" enforcement rating by the Prince Albert Police Service.

- At this time it was determined that Barton Drive did not meet the warrants in the City's Traffic Calming Policy and was not to be considered for traffic calming.

2022 – A petition requesting a traffic speed calming measure to be implemented on Barton Drive was submitted to the City and reviewed at the July 18, 2022 Executive Committee Meeting. This petition had signatures from 16/19 (84%) of residents on Barton Drive between Coombe Drive and Eagle Street.

City Council Resolution No. 0351 dated November 7, 2022:

1. That the Temporary Traffic Calming Measures and Public Consultations, as outlined in RPT 22-352, be implemented between May to October 2023;
2. That the Public Works Department monitor and evaluate the effectiveness of the Traffic Calming Measures and report back to City Council by December 31, 2023;

Between 2020 and 2023, over 8 months of traffic studies have been completed on Barton Drive by the Department of Public Works and the Prince Albert Police Service. These studies utilized the following traffic statistic collection techniques.

1. Black Cat (Prince Albert Police Service)
2. Speed Display Boards (Department of Public Works)
3. Pneumatic Air Tubes (Department of Public Works)

All 3 devices utilized over the 8+ months have confirmed an 85th percentile speed ranging between 42 and 44 km/hr.

Further background can be found in the following Attachments to this report.

1. Attachment 1 - RPT 21 – 548 → City Council Meeting December 13, 2021
2. Attachment 2 - RPT 22 – 352 → Executive Committee Meeting October 24, 2022

PROPOSED APPROACH AND RATIONALE:

In April 2023, a letter was sent to Barton Drive residents located near the proposed installation of the Temporary Speed Cushion. This letter alerted residents to information regarding the Temporary Speed Cushion trial such as when it would be installed/removed, traffic statistics collection and the public survey/poll to occur later in the trial.

On May 2, 2023 the temporary speed cushion was installed on Barton Drive. The installed traffic control device is shown below in Figure 1: Temporary Speed Cushion – Barton Drive.



Figure 1: Temporary Speed Cushion – Barton Drive

On August 1, 2023 a survey was sent to all residents impacted by the Temporary Speed Cushion. The purpose of this survey was to allow the community a chance to share their experience and to gauge the perceived effectiveness of the device. The survey, including a map of all households that received the survey is shown in *Attachment 3 – Barton Drive Survey*. The survey results are shown in *Attachment 4 – Barton Drive Survey Results*. The survey was open online via Survey Monkey or by physical mail to the Department of Public Works for the entire month of August to ensure that everyone had a chance to participate. In total, 90 households submitted the survey to share their experience.

Question 5 – Do you feel it is in the neighborhood’s best interest to continue with a permanent installation of this traffic calming measure?

Yes → 42 (47%)

No → 49 (53%)

This survey result shows that the community is not in support of permanently installing the speed cushion.

In September 2023, traffic statistics were collected to determine the effectiveness of the traffic calming measure. The statistics were collected using pneumatic air tubes for a standard one-week count. This study was conducted in September to ensure that traffic generated by Vickers and St. Francis Schools was captured. Primary Traffic Statistics collected are shown in *Attachment 5 – Speed Statistics During Trial*.

During this one-week count a total of 5 vehicles exceeded 65 km/hr.

- 5 out of 6149 (0.08%) of recorded vehicles exceeded 65 km/hr near Coombe Drive;
- 0 out of 5611 (0%) of recorded vehicles exceeded 65 km/hr between Eagle Street and Coombe Drive;
- 0 out of 5230 (0%) recorded vehicles exceeded 65 km/hr near Eagle Street;
- 0 out of 2451 (0%) recorded vehicles exceeded 65 km/hr East of Eagle Street.

On October 18, 2023 the Temporary Speed Cushion was removed from Barton Drive.

Traffic Statistics were collected from October 23 - 30. These counts were used to determine the traffic characteristics when no traffic calming devices were installed. Primary Traffic Statistics collected during this period are shown in Attachment 6 – Speed Statistics After Trial. From October 23 – 30, a total of 19 recorded vehicles exceeded 65 km/hr. It should be noted that this does not represent 19 unique vehicles as one vehicle speeding from Coombe to Bradbury could appear once at each road tube location.

- 6 out of 6529 (0.09%) of recorded vehicles exceeded 65 km/hr near Coombe Drive;
- 7 out of 5906 (0.12%) of recorded vehicles exceeded 65 km/hr between Eagle Street and Coombe Drive;
- 4 out of 5743 (0.07%) of recorded vehicles exceeded 65 km/hr near Eagle Street;
- 2 out of 2475 (0.08%) of recorded vehicles exceeded 65 km/hr East of Eagle Street.

These statistics show that the speed cushion was effective at reducing high speed traffic at the location it was installed and to the east. The 85th percentile speed near Coombe Drive remained at 44 km/hr before, during and after the trial.

Summary

1. The speed cushion was effective at reducing vehicle speeds where it was installed.
2. High speed vehicles (65 km/hr+) were heavily reduced at the location of the device and to the East.
3. 53% of the community voted against permanent installation of the speed cushion.
4. The highest 85th percentile speed collected before, during and after the trial was 44 km/hr. The City's Traffic Calming Policy 6.03a) requires a minimum 85th percentile speed of 50km/hr before traffic calming is considered.

The speed cushion is not supported by the community and does not meet criteria set out in the City's Traffic Calming Policy. For this reason, the recommendation is to receive and file this report as information.

CONSULTATIONS:

The Prince Albert Police Service (PAPS) was consulted in 2021 and 2022 to conduct speed studies on Barton Drive. These studies confirmed the accuracy of studies completed by the Department of Public Works. The PAPS observed an 85th percentile speed of 44km/hr and gave Barton Drive a “LOW” enforcement rating. Additionally, the PAPS found that 1.6% of vehicles travelled over 50km/hr.

The Prince Albert Fire Department (PAFD) was consulted in 2023 to ensure that Speed Cushion placement allowed the PAFD to drive past the location with minimal reduction in speed.

Community Consultation - A survey was delivered to the households that were most impacted by the traffic calming trial. This includes residents on Barton Drive, Bradbury Drive, Eagle Street, Eagle Crescent and Gisi Road. The survey included 6 questions in order to collect essential feedback from the community and to gauge the level of support for permanent installation. The survey is shown in Attachment 3 – Barton Drive Survey.

COMMUNICATION AND/OR ANNOUNCEMENT PLAN:

The Department of Public Works will provide residents of Barton Drive a hand-delivered summary of the Traffic Calming Trial including traffic statistics, survey results and the plan moving forward.

POLICY IMPLICATIONS:

The recommendation is in accordance with the City’s Traffic Calming Policy.

FINANCIAL IMPLICATIONS:

If Option to the recommendation 1 is chosen it will cost \$5,000 for the permanent installation of the speed cushion. This amount would need to be added to the Traffic Signs operating account in the 2024 budget.

PRIVACY IMPLICATIONS:

Barton Drive Traffic Calming Surveys received were made only accessible to the Department of Communication and Transportation/Traffic Manager.

OTHER CONSIDERATIONS/IMPLICATIONS:

There is no Official Community Plan section in this report.

STRATEGIC PLAN:

This report includes a traffic calming trial and community based survey that works to support the long-term strategic plan to create an environment where residents can engage with the City and know that their voices are heard.

OPTIONS TO RECOMMENDATION:

1. Permanent installation of a speed cushion in 2024 – This is not recommended as traffic statistics do not warrant traffic calming measures on Barton Drive. Survey results show that the community does not want to proceed with permanent installation.
2. That further traffic calming options be considered for trial in 2024 – This is not recommended as traffic statistics do not warrant traffic calming measures on Barton Drive. Survey results show that the community does not want to proceed with another traffic calming trial on Barton Drive.

PUBLIC NOTICE:

Public Notice pursuant to the Public Notice Bylaw No. 24 of 2015 is not required.

PRESENTATION:

PowerPoint Presentation provided by Evan Hastings, Transportation and Traffic Manager, Evan Hastings.

ATTACHMENTS:

1. RPT 21 - 548
2. RPT 22 - 352
3. Barton Drive Survey
4. Barton Drive Survey Results
5. Speed Statistics During Trial
6. Speed Statistics After Trial
7. Barton Drive Traffic Calming Trial PowerPoint

Written by: Evan Hastings, Transportation and Traffic Manager

Approved by: Director of Public Works & City Manager

TITLE: Barton Drive Traffic Calming

DATE: December 2, 2021

TO: City Council

PUBLIC: X

INCAMERA:

RECOMMENDATION:

That this report be taken as information only and filed.

TOPIC & PURPOSE:

To review traffic speed statistics collected by the Department of Public Works and the Prince Albert Police Service for Barton Drive to determine if traffic calming is required.

BACKGROUND:

In 2020, the Public Works Department received a concern about vehicles speeding on Barton Drive. The speeding concern was reported several times by one concerned resident. In response to the concern, the Department of Public Works conducted a 90 day traffic speed study from September to December in 2020 to collect data regarding the issue. The following statistics were collected.

- 105,763 Vehicles, including their speeds, recorded over 90 days
- 1,175 Average number of vehicles per day
- 44km/hr 85th percentile speed.

(85th Percentile Speed - The speed that 85% of vehicles travel at or below.)

- 37km/hr Average speed
- 1.4% Vehicles recorded 10km/hr over the speed limit

- 40 km/hr Speed Limit on Barton Drive.

Additionally, the Department of Public works reviewed service calls regarding traffic on Barton Drive. Since 2004, there have been 7 calls, all of which were to inform the Department of missing/broken street signs. There are no documented calls to report speeding concerns with the exception of several calls received in 2020 from one resident.

On April 23, 2021, a letter of invitation was sent by the Department of Communications to 75 residencies on Barton Drive to attend a virtual meeting held by the City. The intent of the meeting was to discuss speeding concerns with the residents who live on Barton Drive. On May 5, 2021, the residents on Barton Drive were consulted in the form of the virtual meeting. Of the 75 properties that received the invitation letter, 10 residents signed up but only 5 of those actually signed into the meeting. Four of these residents felt that speeding was a problem on Barton Drive and three of them specifically mentioned that they noticed school buses were speeding on that road. One of these residents did not feel there was a speeding problem at all. The one hour meeting was moderated by the Manager of Communications and included the Engineering Services Manager, Director of Public Works, and the Police Traffic Department.

Following the meeting, the Prince Albert Police Service was consulted to provide traffic speed statistics for Barton Drive to determine if it was consistent with the Department of Public Works study. Over the week long evaluation in June it was determined that the 85th percentile speed was 42 km/hr. Only 1.6% of traffic was found to be travelling over 50km/hr. This zone was given a “LOW” enforcement rating by the Prince Albert Police Service. This consultation agreed with the findings of the Department of Public Works.

It is noteworthy that according to the Police records from April 4, 2019 to April 25, 2021, there were 21 Police calls issued for speeding and erratic driving on Barton Drive. Upon review, all calls were issued by one concerned resident.

PROPOSED APPROACH AND RATIONALE:

The Prince Albert Police Service and the Department of Public works found 85th percentile speeds of 42 km/hr and 44 km/hr, respectively. The speed limit on Barton Drive is 40 km/hr. The City of Prince Albert Traffic Calming Policy states in clause 6.03 that in order to deploy traffic calming measures “The 85th percentile of observed speeds must be a minimum of 10km/hr over posted speed limits”. For this reason traffic calming is not warranted on Barton Drive.

The 85th Percentile Speeds are used in Traffic Engineering as it represents the speed at which the majority of vehicles are travelling. A roadway is designed for up to 10km/hr over the posted speed limit to mitigate dangers of anticipated speeding. So an 85th percentile speed 5km/hr above the speed limit is expected on any street. Barton Drive was found to

have an 85th percentile speed of 42-44km/hr which is as expected. Many similar streets such as Dunn Drive at Sherman Drive and 13th Street West at 18th Avenue West have been found to have a 85th percentile speed of 45km/hr. 3rd Avenue East at Southwood Drive resulted in a 46km/hr, 85th percentile speed. Each of these examples exceed Barton Drive's 85th percentile speed but is still operate at an acceptable level.

CONSULTATIONS:

Consultation was done with the City of Prince Albert Police Service in the form of a traffic enforcement study performed from June 15, 2021 to June 21, 2021.

Consultation was done with the Department of Communication on April 23, 2021 in order to create documents to alert residents on Barton Drive of a virtual meeting to discuss speeding concerns.

Consultation was done with the Public in the form of a virtual meeting to discuss speeding concerns on Barton Drive on May 5, 2021.

PUBLIC NOTICE:

Public Notice pursuant to the Public Notice Bylaw No. 24 of 2015 is not required

ATTACHMENTS: NONE

Written by: Evan Hastings, Transportation and Traffic Manager

Approved by: Director of Public Works & City Manager

TITLE: Barton Drive Traffic Calming (Update)

DATE: **October 14, 2022**

TO: Executive Committee

PUBLIC: X

INCAMERA:

RECOMMENDATION:

1. That a temporary traffic calming measure be installed by the Department of Public Works between the months of May and October 2023.
2. That the Department of Public Works monitor and evaluate the effectiveness of the traffic calming measure and report to Council by December 2023.
3. That the Department of Public Works review the Traffic Calming Policy and update by July 2023.

TOPIC & PURPOSE:

The purpose of this report is to bring forward options for temporary traffic calming solutions on Barton Drive. The report will also outline a strategy to determine the effectiveness of the traffic calming measure in terms of speed reduction, traffic volume and community consultation.

BACKGROUND:

In 2020, the Department of Public Works received a concern about vehicles speeding on Barton Drive. The speeding concern was reported several times by one concerned resident. In response to the concern, the Department of Public Works conducted a 90 day traffic speed study from September to December in 2020 to collect data regarding the issue. The following statistics were collected.

- 105,763 Vehicles, including their speeds, recorded over 90 days
- 44km/hr 85th percentile speed.

(85th Percentile Speed - The speed that 85% of vehicles travel at or below.)

- 37km/hr Average speed
- 1.4% Vehicles recorded 10km/hr over the speed limit
- 40 km/hr Speed Limit on Barton Drive.

Additionally, the Department of Public works reviewed service calls regarding traffic on Barton Drive. Since 2004, there have been 7 calls, all of which were to inform the Department of missing/broken street signs. There are no documented calls to report speeding concerns with the exception of several calls received in 2020 from one resident.

On April 23, 2021, a letter of invitation was sent by the Department of Communications to 75 residences on Barton Drive to attend a virtual meeting held by the City. The intent of the meeting was to discuss speeding concerns with the residents who live on Barton Drive. On May 5, 2021, the residents on Barton Drive were consulted in the form of the virtual meeting. Of the 75 properties that received the invitation letter, 10 residents signed up but only 5 of those actually signed into the meeting. Four of these residents felt that speeding was a problem on Barton Drive and three of them specifically mentioned that they noticed school buses were speeding on that road. One of these residents did not feel there was a speeding problem at all. The one hour meeting was moderated by the Manager of Communications and included the Engineering Services Manager, Director of Public Works, and the Police Traffic Department.

Following the meeting, the Prince Albert Police Service was consulted to provide traffic speed statistics for Barton Drive to determine if it was consistent with the Department of Public Works study. Over the 2 week long evaluation in June it was determined that the 85th percentile speed was 42 km/hr. 1.6% of traffic was found to be travelling over 50km/hr. This zone was given a “LOW” enforcement rating by the Prince Albert Police Service. This consultation agreed with the findings of the Department of Public Works.

It is noteworthy that according to the Police records from April 4, 2019 to April 25, 2021, there were 21 Police calls issued for speeding and erratic driving on Barton Drive. Upon review, all calls were issued by one concerned resident.

Administration reviewed the City of Prince Albert Traffic Calming Policy in 2021. This Policy was approved at the November 5th, 2021 City Council meeting.

From May 17 – June 20, 2022, the Prince Albert Police service was consulted again to provide traffic speed statistics for Barton Drive. Over the 4 week speed study it was determined that the 85th percentile speed was 44 km/hr. 3.1% of traffic was found to be travelling over 50km/hr. This zone was given a “LOW” enforcement rating. Over the 4 week period, 5 vehicles were found to be travelling over 70km/hr. 4 occurred between the hours of 12am – 4am, and 1

between the hours of 9pm-10pm.

A petition was completed by a resident on Barton Drive that saw 16/19 (84%) of households on the stretch of Barton Drive between Eagle Street and Coombe Drive approve the installation of temporary speed bumps or other traffic calming measures.

Executive Committee Resolution No. 0164 dated July 18, 2022:

“That CORR 22-61 be received and referred to the Public Works Department for a report on Traffic Calming on Barton Drive”.

PROPOSED APPROACH AND RATIONALE:

The proposed approach is that the Department of Public Works install a temporary traffic calming measure on Barton Drive between Eagle Street and 15th Avenue East for trial in 2023. The trial is to last from May to October to ensure that adequate traffic statistics can be collected as well as, to give the community adequate time to determine the effectiveness of the measure. The purpose of this approach is to combine engineering judgement, community consultation and emergency services consultation to determine the most effective traffic calming solution for the neighborhood. A schedule for the proposed study is shown below.

May 2023

1. The Department of Public Works will draft a letter to all residents on Barton Drive within 75m of the temporary traffic calming installation location. The letter will explain the purpose of the traffic calming measure and the length of the study.
2. The temporary traffic calming measure will be installed in the days following delivery of the notices to the Barton Drive residents.
3. A traffic speed collection device will be installed at this time and remain for the duration of the study period.

September 2023

The Department of Public Works will work with the Department of Communications to create a poll/survey to consult with the neighborhood. This will provide information including the effectiveness of the traffic calming device in the eyes of the public and level of support for permanent installation.

October 2023

The temporary traffic calming device will be removed from Barton Drive. The Department of Public Works will process and review all relevant traffic statistics at this time.

December 2023

A report will be brought to Council including the results of the traffic calming study, results of the neighborhood survey and updated consultation with emergency services. At this time a recommendation will be made on how to proceed with a traffic calming strategy on Barton Drive.

CONSULTATIONS:

Consultation was done with the City of Prince Albert Police Service in the form of traffic enforcement studies performed from June 15 to June 28, 2021 and from May 17 to June 15, 2022.

Consultation was done with the Department of Communication on April 23, 2021 in order to create documents to alert residents on Barton Drive of a virtual meeting to discuss speeding concerns.

Consultation was done with the Public in the form of a virtual meeting to discuss speeding concerns on Barton Drive on May 5, 2021.

A petition requesting a traffic speed calming measure to be implemented on Barton Drive was submitted to the City by a resident. This petition had signatures from 16/19 (84%) of residents on Barton Drive between Coombe Drive and Eagle Street and was reviewed at the July 18, 2022 Executive Committee meeting.

The Prince Albert Fire Department was consulted and provided the following response “We currently do not meet required NFPA drive times from our station to the Barton Drive area, and this [speed humps] will further impact our response times”. The Fire Department also noted that traffic calming measures such as speed bumps/humps require their trucks to reduce to 15km/hr.

Consultation was done with the City of Saskatoon Traffic Department. They confirmed that the speed cushion installed on Vic Boulevard in 2022 have had minimal impact on transit routes and emergency service response time thus far.

COMMUNICATION AND/OR ANNOUNCEMENT PLAN:

If a traffic calming measure is chosen for trial in 2023, the Department of Public Works will draft a letter informing Barton Drive residents of the decision near the date of installation. A survey/poll will also be conducted by the Department of Public Works and the Communications Department in September 2023 to measure the effectiveness of the selected traffic calming measure in the neighborhood.

POLICY IMPLICATIONS:

This report process follows the City of Prince Albert Traffic Calming Policy.

FINANCIAL IMPLICATIONS:

1. Installation of temporary Speed Cushions will cost \$4500.
2. Installation of a temporary Speed Hump will cost \$4000.

OTHER CONSIDERATIONS/IMPLICATIONS:

There are no Privacy Implications or Official Community Plans for this report.

STRATEGIC PLAN:

This report supports the long-term strategy to provide safe and efficient transportation within the City of Prince Albert. This report also supports the long-term strategy to provide effective emergency services to residents in Prince Albert.

OPTIONS TO RECOMMENDATION:

1. That a temporary speed cushion be installed for the purpose of a traffic calming trial during the months of May to October, 2023.

A speed cushion is similar in design to a speed hump. It creates a vertical deflection in the roadway that acts to return speeding vehicles to the design speed of the street. The largest difference between a speed hump and speed cushion is that there are strategically placed gaps in the hump that align with emergency services vehicles wheel paths. This allows emergency vehicles to pass by with a minimal impact to response time. If this measure is chosen consultation will be had with Prince Albert Fire Department to ensure the measure is properly spaced.

Figure 1 below shows a permanently installed speed cushion on Vic Boulevard in Saskatoon. Consultation with the City of Saskatoon Traffic Department has confirmed that emergency services are able to proceed without a large reduction in speed. The cushions have also resulted in a reduction in speed at the location.



Figure 1: Vic Boulevard, Saskatoon Permanent Speed Cushion

2. That a temporary speed hump be installed for the purpose of a traffic calming trial during the summer months of 2023.

A Speed Hump works in a similar manner as the Speed Cushion. It uses a vertical deflection to effectively slow traffic to the design speed of the road where it is installed. However, it comes with an increased emergency service response time by up to 15 seconds. Based on the impact to the emergency response time a temporary Speed Cushion is recommended before a Speed Hump.



Figure 2: Temporary Speed Hump Example

PUBLIC NOTICE:

Public Notice pursuant to the Public Notice Bylaw No. 24 of 2015 is not required.

PRESENTATION: PowerPoint by Evan Hastings, Transportation and Traffic Manager

ATTACHMENTS:

1. Barton Drive Traffic Calming PowerPoint

Written by: Evan Hastings, Transportation and Traffic Manager

Approved by: Director of Public Works & City Manager



On May 1, 2023, a **temporary speed cushion** was installed on Barton Drive in an effort to mitigate traffic speeds along the street. This survey aims to assess the perceived impacts of the Traffic Calming Measure and gauge neighbourhood support for the project. Your feedback will be valuable and appreciated.

IMPORTANT NOTICE

This address has been selected to be included in the **Barton Drive Traffic Calming** Community Survey

Barton Drive Traffic Calming Survey

In an attempt to receive a response from as many affected residents as possible, this survey is available in multiple formats.

Please note that only one submission will be considered for each address.

This physical copy can be completed and delivered in person at City Hall or mailed to the Department of Public Works at:

Transportation Manager

1084 Central Avenue,
Prince Albert,
SK, S6V 7P3

Survey Closing Date: Aug 31, 2023

An online survey can be completed via Survey Monkey by taking a photo of this QR Code:



1 Do you feel that the temporary speed cushion reduces the impacts of speeding on Barton Drive? **YES NO**

2 Do you feel that the temporary speed cushion improves SAFETY on Barton Drive? **YES NO**

3 Did you observe any negative impacts with the installation of the traffic calming measure? **YES NO**

4 If you answered **YES** to question 3, please provide a brief description:

5 Do you feel it is in the neighbourhood's best interest to continue with a permanent installation of this traffic calming measure? **YES NO**

6 If you answered **NO** to question 5, should an alternative traffic calming measure be considered? **YES NO**

First and Last Name:

Address:

Email:

If you require further information with respect to this matter, please do not hesitate to contact Evan Hastings, Transportation and Traffic Manager at the Department of Public Works, at pwinquiries@citypa.com

SURVEY

1. Do you feel that the temporary speed cushion reduces the impacts of speeding on Barton Drive?

Yes – 53% (47)

No – 47% (42)

2. Do you feel that the temporary speed cushion improves SAFETY on Barton Drive?

Yes – 45% (40)

No – 55% (49)

3. Did you observe any negative impacts with the installation of the traffic calming measure?

Yes – 56% (49)

No – 44% (39)

4. If you answered YES to question 3, please provide a brief description:

Various responses including but not limited to

→ Increased Noise

→ People Speed up right after the speed cushion

→ People driving around the cushion onto the sidewalk

→ Increased emergency response time

→ Hard on vehicles

→ Motorists are now rerouting onto Eagle Crescent and Bradbury Drive

5. Do you feel it is in the neighborhoods best interest to continue with a permanent installation of this traffic calming measure?

Yes – 47% (42)

No – 53% (47)

6. If you answered NO to question 5, should an alternative traffic calming measure be considered?

Yes – 43% (22)

No – 57% (29)

September 2023 Traffic Statistics

85th percentile speed - The speed at which 85% of motorists travel below and 15% travel above.

ADT - The average daily traffic count.

15th Ave E

Eagle Cr

Barton Dr

Count ID	TC 2013
ADT	358
Average Speed (km/h)	31
85th Percentile Speed (km/h)	39

Count ID	TC 2009
ADT	762
Average Speed (km/h)	30
85th Percentile Speed (km/h)	37

Count ID	TC 1131
ADT	885
Average Speed (km/h)	37
85th Percentile Speed (km/h)	44

Count ID	TC 2008
ADT	817
Average Speed (km/h)	23
85th Percentile Speed (km/h)	30

October 2023 Traffic Statistics

85th percentile speed - The speed at which 85% of motorists travel below and 15% travel above.

ADT - The average daily traffic count.

15th Ave E

Eagle Cr

Barton Dr

Count ID	TC 1131
ADT	903
Average Speed (km/h)	37
85th Percentile Speed (km/h)	44

Count ID	TC 2008
ADT	818
Average Speed (km/h)	36
85th Percentile Speed (km/h)	43

Count ID	TC 2009
ADT	790
Average Speed (km/h)	33
85th Percentile Speed (km/h)	39

Count ID	TC 2013
ADT	342
Average Speed (km/h)	34
85th Percentile Speed (km/h)	41

CITY OF PRINCE ALBERT

Barton Drive Traffic Calming Trial

DATE: November 14, 2023

Background

2020 – Public Works Department began to receive concerns of speeding on Barton Drive.

2021 – Speed studies verified an 85th percentile speed of 42km/hr – 44 km/hr.

Traffic Calming Policy 6.03a) requires an 85th percentile speed of at least 10km/hr over the posted speed limit in order to warrant traffic calming.

2022 – a City Council motion was made to proceed with a traffic calming trial on Barton Drive in 2023.



**Barton Drive Traffic Calming Trial
Device – Temporary Speed Cushion
Installed – May 2, 2023
Removed – October 18, 2023**

Traffic Calming Trial Details

- Data collected before, during and after trial to ensure accurate statistics were collected.
- Survey went out to residents in August to determine how they perceived the traffic calming measure.
- 6 month long trial allows adequate time to see if the device is accepted by the community.

September 2023 Traffic Statistics

85th percentile speed - The speed at which 85% of motorists travel below and 15% travel above.

ADT - The average daily traffic count.

During Trial

Eagle Cr

Count ID	TC 2009
ADT	762
Average Speed (km/h)	30
85th Percentile Speed (km/h)	37

15th Ave E

Count ID	TC 1131
ADT	885
Average Speed (km/h)	37
85th Percentile Speed (km/h)	44

Count ID	TC 2008
ADT	817
Average Speed (km/h)	23
85th Percentile Speed (km/h)	30

Barton Dr

October 2023 Traffic Statistics

85th percentile speed - The speed at which 85% of motorists travel below and 15% travel above.

ADT - The average daily traffic count.

After Trial

Eagle Cr

Count ID	TC 2009
ADT	790
Average Speed (km/h)	33
85th Percentile Speed (km/h)	39

15th Ave E

Barton Dr

Count ID	TC 1131
ADT	903
Average Speed (km/h)	37
85th Percentile Speed (km/h)	44

Count ID	TC 2008
ADT	818
Average Speed (km/h)	36
85th Percentile Speed (km/h)	43



Surveys Delivered – 194
Survey Responses - 90



Community Consultation

Do you feel it is in the neighborhood's best interest to continue with a permanent installation of this traffic calming measure?

Yes – 42

No – 47

Recommendation

- The Traffic Statistics collected before, during and after the traffic calming trial do not warrant permanent traffic calming as per the Traffic Calming Policy.
- 53% of impacted residents voted against the permanent installation of a speed cushion.
- That the report be received as information and filed.



City of
Prince Albert

RPT 23-410

TITLE: 2024 Rates & Fees - Cooke Municipal Golf Course

DATE: **November 6, 2023**

TO: Executive Committee

PUBLIC: X

INCAMERA:

RECOMMENDATION:

That the following be included in the 2024 Budget deliberations for consideration:

1. That the Seniors Season Pass Discount be calculated by reducing the Adult Season Pass from nineteen percent (19%) to fifteen percent (15%) in 2024; and,
2. That the discussion regarding the Seniors Season Pass be reviewed by the Golf Course Advisory Committee in 2024.

ATTACHMENTS:

1. 2024 Rates & Fees - Cooke Municipal Golf Course (RPT 23-389)

Written by: Golf Course Advisory Committee



RPT 23-389

TITLE: 2024 Rates & Fees - Cooke Municipal Golf Course

DATE: **October 11, 2023**

TO: Golf Course Advisory Committee

PUBLIC: **X**

INCAMERA:

RECOMMENDATION:

That the discussion of the Seniors Season Pass be referred back to the Golf Course Advisory Committee for further review and report.

ATTACHMENTS:

1. 2024 Rates & Fees - Cooke Municipal Golf Course (RPT 23-361)

Written by: Executive Committee

RPT 23-361

TITLE: 2024 Rates & Fees – Cooke Municipal Golf Course

DATE: September 6, 2023

TO: Executive Committee

PUBLIC: X

INCAMERA:

RECOMMENDATION:

Motion 1:

That the following be included in the 2024 Budget deliberations for consideration:

1. That the current Seniors Season Pass Discount for existing eligible members be calculated by reducing the Adult Season Pass as follows:
 - a. Fifteen percent (15%) in 2024;
 - b. Ten percent (10%) in 2025;
 - c. Five percent (5%) in all future years; and,
2. That in 2024, the discontinued rates for Senior Season Passes be eliminated.

Motion 2:

1. That a two percent (2%) increase to the Rates & Fees for Cooke Municipal Golf Course, as attached to RPT 23-338, be approved;
2. That the annual Sponsorship Funding for Cooke Municipal Golf Course be allocated to the Golf Course Improvements Reserve; and,
3. That \$60,000 of the annual Revenue generated through Pathway Fees and Cart Rentals be allocated to the Golf Course Improvements Reserve for the purpose of Pathway Reconstruction and Repair.

ATTACHMENTS:

1. 2024 Rates & Fees – Cooke Municipal Golf Course (RPT 23-338)

Written by: Golf Course Advisory Committee

TITLE: 2024 Rates & Fees - Cooke Municipal Golf Course

DATE: August 23, 2023

TO: Golf Course Advisory Committee

PUBLIC: X

INCAMERA:

RECOMMENDATION:

1. That the Seniors Season Pass Discount be reduced to 10% of the Adult Season Pass.
2. That a 2% increase to the Rates & Fees for Cooke Municipal Golf Course be approved.
3. That the annual Sponsorship Funding for Cooke Municipal Golf Course be allocated to the Golf Course Improvements Reserve.
4. That \$60,000 of the annual Revenue generated through Pathway Fees and Cart Rentals be allocated to the Golf Course Improvements Reserve for the purpose of Pathway Reconstruction and Repair.

TOPIC & PURPOSE:

The purpose of the report is to outline the Rates & Fees options to the Golf Course Advisory Committee in advance of forwarding the recommendations to City Council.

BACKGROUND:

Annually, the Community Services Department is responsible for proposing a plan that outlines the resources required to balance the Capital and Operational requirements. The Annual process includes the setting of the Rates and Fees for the upcoming season in order to achieve the necessary funds in combination with Sponsorship Revenue to complete the prioritized capital upgrades and maintain the service delivery capacity. As per the Annual Fee Setting Policy Administration is to provide three options for consideration by the Golf Course Advisory Committee.

PROPOSED APPROACH AND RATIONALE:

Major upgrades have been completed since 2017. This included the requirement to complete the Irrigation System Replacement, Pond Expansion, 5th Green Re-construction and the upgrades to the 17th and 18th Tee Boxes. Financing is in place to fund the project. An annual Principal payment of approximately \$70,000 is included in the 2024 Budget along with an interest payment of approximately \$60,000 to pay for the long term loan. Sufficient funds are required on an annual basis to achieve these payments with a goal to also prioritize other future infrastructure upgrades.

The Advisory Committee raised the concern of individuals transitioning from the Adult Age Category to the Seniors Age Category over time and the impact that will have on revenues. The revenues are required in order to continue to work toward the future improvements outlined in RPT 23-333 – Golf Course Improvements. As a result of the discussion, the following was approved at the April 6th, 2023 Golf Course Advisory Committee meeting:

That the following Fee Structure Option be considered at the August 31st, 2023 Golf Course Advisory Committee Meeting:

1. *Surcharge rate per round for Season Pass Holders in excess of sixty (60) rounds played.*

Since the meeting in April, correspondence has been submitted by the Senior Men's Golf Club and the Men's Golf Club opposing a cap on rounds played as suggested by the Committee resolution. The option is attached for reference but not recommended at this time. However, the Committee's concern about the revenue impacts remains a fair concern.

Therefore, 2 other options have been included for consideration that achieves a balance between the call to eliminate the senior rate with the request to maintain it:

1. 10% Senior Season Pass Discount Option + 2% increase to the rates & fees

Under this option, the Senior Season Pass Discount would reduce from 19% in 2023 to 10% in 2024.

2. 14% Senior Season Pass Discount Option + 2% increase to the rates & fees.

Under this option, the Senior Pass Discount would reduce from 19% in 2023 to 14% in 2024 and to 10% in 2025. Essentially, the rate discount reduction would be phased over 2 years.

For consideration by the Golf Course Advisory Committee as part of the Rates & fees review the following is attached:

- Cooke Municipal Golf Course Fee Comparison with other Saskatchewan Golf Courses
- 2017 – 2022 Benchmark Usage Overview for Cooke Municipal Golf Course
- Fee Options for review as per the Annual Fee Setting Policy.

CONSULTATIONS:

The report is submitted for review and consultation purposes by the Golf Course Advisory Committee at their next meeting on August 31st, 2023.

COMMUNICATION AND/OR ANNOUNCEMENT PLAN:

Upon approval by the Committee and City Council, Administration will proceed to the 2023 season sales effective December 1st, 2023. This approval will allow the Head Professional to prepare for Christmas Sales.

POLICY IMPLICATIONS:

Annual Fee Setting Policy

FINANCIAL IMPLICATIONS:

The Golf Course Improvement Reserve is currently projected as follows upon approval of the recommendations:

	<u>2023</u>	<u>2024</u>
Beginning Balance	(\$210,623.57)	(\$240,823.61)
Projected – (Surplus)/Deficit	(\$44,000)	(\$44,000)
Sponsorship	(\$91,000)	(\$91,000)
Pathway Fees & Cart Rentals	(\$60,000)	(\$60,000)
Repair of Stonewall & Tee Signs	\$4,491	\$0
Pathway Reconstruction & Repair	\$92,308.96	\$40,000
Long-term Debt Payment – Irrigation	\$68,000	\$70,000
Projected Balance	(\$240,823.61)	(\$325,823.61)

OTHER CONSIDERATIONS/IMPLICATIONS:

There are no Official Community Plan or Privacy Implications.

STRATEGIC PLAN:

Fiscal Management & Accountability: The development of a 10 Year Asset Management Plan has assisted with determining the revenue and financing options to fund the operations and infrastructure upgrades.

OPTIONS TO RECOMMENDATION:

1. 14% Senior Season Pass Discount Option + 2% increase to the rates and fees.
2. 60 round Cap Option

PUBLIC NOTICE:

Public Notice pursuant to the Public Notice Bylaw No. 24 of 2015 is not required.

PRESENTATION: Verbal – Darcy Myers, Head Professional & Jody Boulet, Director of Community Services

ATTACHMENTS:

1. Annual Fee Setting Policy
2. Correspondence from Senior Men's Golf Club dated July 21st, 2023
3. Correspondence from Men's Golf Club dated July 24th, 2023
4. 2024 Fee Options
5. 2023 Fee Comparison with other Sask Golf Courses
6. 2017 - 2023 Benchmark Usage Overview for Cooke Municipal Golf Course

Written by: Jody Boulet, Director of Community Services

Approved by: City Manager

City of Prince Albert Statement of POLICY and PROCEDURE			
Department:	Community Services	Policy No.	64
Section:	Cooke Municipal Golf Course	Issued:	May 12, 2014
Subject:	Annual Fee Setting	Effective:	May 12, 2014
Council Resolution # and Date:	Council Resolution No. 0328 of May 12, 2014	Page:	1 of 2
		Replaces:	
Issued by:	Jody Boulet, Director of Community Services	Dated:	
Approved by:	Jody Boulet, Director of Community Services		

1 POLICY

- 1.01 Administration will review the yearly statistics and provide three options for the yearly setting of fees at the Cooke Municipal Golf Course.

2 PURPOSE

- 2.01 The purpose of this policy is to clarify the process used to set the annual fees at the Cooke Municipal Golf Course.

3 SCOPE

- 3.01 The Annual Fees are set each as part of the Operating Budget for the Cooke Municipal Golf Course.

4 RESPONSIBILITY

- 4.01 Director of Community Services or designate and Head Professional.

5 DEFINITIONS

- 5.01 N/A

6 REFERENCES and RELATED STATEMENTS of POLICY and PROCEDURE

- 6.01 N/A

7 PROCEDURE

- 7.01 Once administration has prepared the fee schedule options, a Report will be presented to the Golf Course Advisory Committee. The review will be scheduled for October or November in every given year.

City of Prince Albert Statement of POLICY and PROCEDURE			
Department:	Community Services	Policy No.	64
Section:	Cooke Municipal Golf Course	Issued:	May 12, 2014
Subject:	Annual Fee Setting	Effective:	May 12, 2014
Council Resolution # and Date:	Council Resolution No. 0328 of May 12, 2014	Page:	2 of 2
		Replaces:	
Issued by:	Jody Boulet, Director of Community Services	Dated:	
Approved by:	Jody Boulet, Director of Community Services		

- 7.02. In a year when it is not possible to have the Golf Course Advisory Committee meet, the fee schedule options will be sent directly to City Council.
- 7.03 The Golf Course Advisory Committee will make recommendation based on the three options provided by administration.
- 7.04 Once the Golf Course Advisory Committee has made a recommendation, administration will draft a Report for City Council's consideration in November.
- 7.05 Once City Council provides their approval of the fee schedule, administration shall proceed with product sales in December season each year for the coming season.



PRINCE ALBERT SENIOR MEN'S GOLF CLUB

900 22nd Street East
Prince Albert, Saskatchewan
S6V 1P1



21 July, 2023

To: City of Prince Albert Golf Course Advisory Committee

Mayor Greg Dionne (Chair)
Councillor Don Cody (Vice-Chair)
Brett Blakely (PAGCC)
Mel Keating (Senior Men's Club)
Dawn MacAuley (Business Ladies Club)
Jeff McKeand (Men's Club)
Vimy Penner (Tuesday Ladies Club)
CC: Jody Boulet (Director of Community Services)

Subject: Cooke Municipal Golf Course Season Pass Rates

The Prince Albert Senior Men's Golf Club held a special meeting on May 4, 2023, regarding the three options presented to the Golf Course Advisory Committee for setting membership fees. The following three motions were moved and passed:

1. Based on the revenue required to operate the golf course, the city works toward the establishment of senior rates discounts, similar to the discount given to seniors in other city facilities and businesses. If this requires an increase in senior season pass rates then the increase should be phased in over a reasonable period of time.
2. The club is opposed to the 60-round cap on the season pass.
3. The club is opposed to the priority booking policy.

The membership felt that the last two motions were required to combat what the membership felt was a direct attack on the senior season pass holders.

We have directed our representative to present these motions for consideration along with the other options presented at the Golf Advisory meeting in April.

John Toner

President

PA Cooke Men's Golf Club

900 22nd Street East
Prince Albert, Saskatchewan
S6V IP1

July 24, 2023

To: City of Prince Albert Golf Course Advisory Committee

Mayor Greg Dionne (Chair)
Councilor Don Cody (Vice-Chair)
Brett Blakely (PAGCC)
Mel Keating (Senior Men's Club)
Dawn MacAuley (Business Ladies Club)
Jeff McKeand (Men's Club)
Vimy Penner (Tuesday Ladies Club)
CC: Jody Boulet (Director of Community Services)

Subject: Cooke Municipal Golf Course Season Pass Rates:

The PA Cooke Men's Golf Club discussed some options for consideration prior to the City of PA setting membership fees for the 2024 Golf Season at our AGM on Tues. April 4, 2023.

Based on the ongoing revenue & increasing costs required to continue operating our golf course and considering the demographic who would soon be eligible for reduced senior pricing, there was understanding that without change it would create a large future void in season pass revenue, two motions were moved & passed regarding fee structure for 2024:

1. It was moved to implement an Adult 5 & 7 day pass rate ongoing, eliminating the senior reduced rate, also with **"No"** round cap applied to the new Adult 5 & 7 season pass.
 - a. There was discussion regarding a 2 yr bridge, only for existing senior's where the price would increase each year, with year 3 being a full 5 & 7 day pass rates ongoing. This, in order to lessen the impact of the increase over a 2 year period rather than one large increase. This only for existing senior pass rate holders.
2. The second motion was to adjust the existing Youth Pass to a staged model, capped at 25 years of age.
 - a. Stage 1 applied to 19-22 yrs old (existing lesser rate)
 - b. Stage 2 applies to 23-25 yrs old (new increased rate but less than full)
 - c. After 25 years old, pay a full Adult 5 or 7 day season pass rate.

Both these initiatives were discussed as a means of addressing revenues required to continue operating the Cooke Golf Course, also minimizing subsidy requirements by the City of PA. There was good discussion recognizing the quality of our facility and what will be required in years to come to continue having the facility maintained to the high level we are able to experience.

I will bring both forward for consideration along with other options from the other committees at the Golf Course Advisory meeting August 31, 2023.

Jeff McKeand

President

STATUS QUO

60 ROUND CAP-AFTER CAP \$10 PER ROUND

CATEGORY	2023 RATES
7 DAY PASS - ADULT	\$1,960
5 DAY PASS - ADULT	\$1,490
7 DAY SENIOR (65+)	\$1,600
5 DAY SENIOR (65+)	\$1,490
7 DAY YOUTH (19-29)	\$1,350
5 DAY YOUTH (19-29)	\$1,235
JUNIOR (18 + UNDER)	\$280
CARDS	
6 PACK (5%OFF)	\$360
11 PACK (10% OFF)	\$630
23 PACK (15% OFF)	\$1,260
GREEN FEES	
ADULT GF	\$63
ADULT TWILIGHT	\$45
TOURNAMENT	\$58
PROMOTION	\$53
11 HOLE	\$40
JUNIOR	\$28
JUNIOR TWILIGHT	\$17
POWER CARTS	
SEASONAL	\$590
DAILY	\$52
TRACK FEES	
SEASONAL	\$315
DAILY	\$26

CATEGORY	2024 RATES
7 DAY PASS - ADULT	\$1,960
5 DAY PASS - ADULT	\$1,490
7 DAY SENIOR (65+)	\$1,600
5 DAY SENIOR (65+)	\$1,490
7 DAY YOUTH (19-29)	\$1,350
5 DAY YOUTH (19-29)	\$1,235
JUNIOR (18 + UNDER)	\$280
CARDS	
6 PACK (5%OFF)	\$360
11 PACK (10% OFF)	\$630
23 PACK (15% OFF)	\$1,260
GREEN FEES	
ADULT GF	\$63
ADULT TWILIGHT	\$45
TOURNAMENT	\$58
PROMOTION	\$53
11 HOLE	\$40
JUNIOR	\$28
JUNIOR TWILIGHT	\$17
POWER CARTS	
SEASONAL	\$590
DAILY	\$52
TRACK FEES	
SEASONAL	\$315
DAILY	\$26

SENIOR DISCOUNT 10%

CATEGORY	2024 RATES
7 DAY PASS - ADULT	\$2,000
5 DAY PASS - ADULT	\$1,660
7 DAY SENIOR (65+)	\$1,800
5 DAY SENIOR (65+)	\$1,500
7 DAY YOUTH (19-29)	\$1,500
5 DAY YOUTH (19-29)	\$1,250
JUNIOR (18 + UNDER)	\$280
CARDS	
6 PACK (5%OFF)	\$360
11 PACK (10% OFF)	\$630
23 PACK (15% OFF)	\$1,260
GREEN FEES	
ADULT GF	\$63
ADULT TWILIGHT	\$45
TOURNAMENT	\$58
PROMOTION	\$53
11 HOLE	\$40
JUNIOR	\$28
JUNIOR TWILIGHT	\$17
POWER CARTS	
SEASONAL	\$590
DAILY	\$52
TRACK FEES	
SEASONAL	\$315
DAILY	\$26

SENIOR DISCOUNT 14%

CATEGORY	2024 RATES
7 DAY PASS - ADULT	\$2,000
5 DAY PASS - ADULT	\$1,660
7 DAY SENIOR (65+)	\$1,720
5 DAY SENIOR (65+)	\$1,500
7 DAY YOUTH (19-29)	\$1,500
5 DAY YOUTH (19-29)	\$1,250
JUNIOR (18 + UNDER)	\$280
CARDS	
6 PACK (5%OFF)	\$360
11 PACK (10% OFF)	\$630
23 PACK (15% OFF)	\$1,260
GREEN FEES	
ADULT GF	\$63
ADULT TWILIGHT	\$45
TOURNAMENT	\$58
PROMOTION	\$53
11 HOLE	\$40
JUNIOR	\$28
JUNIOR TWILIGHT	\$17
POWER CARTS	
SEASONAL	\$590
DAILY	\$52
TRACK FEES	
SEASONAL	\$315
DAILY	\$26

2023	18-Adult	18-Senior	18-Junior	7 Day Adult	7 Day Senior	Junior	5 Day Adult	5 Day Senior	Daily Cart	Season Cart	Season Track
Holiday Park Saskatoon	61.30	49.15	30.00	2452.55	1966.30	327.70	2241.15	1797.15	25	675	700
North Battleford	58/67	n/a	30	2010	n/a	502.68	1508.05	n/a	26	punch card	
Warman	63/75	58/75	30	2275	2100	600	1875	1700	24	600	
Waskesiu	77	n/a	25	2210	n/a	250	1990	n/a	25	500	n/a
Nipawin	57/60	n/a	32	1200	n/a	250	n/a	n/a	25	punch card	200
Elkridge	70	n/a	25	1998	n/a	240	1443	n/a	25	450	520
TorHill/Murray	61	51.89	33	2564	2371	512	1465	1355	22.50	punch card	
Elmwood Swift Current	65.5	n/a	30	1842	n/a	200	n/a	n/a	24	650	650
Moose Jaw	48	n/a	30	1665	n/a	199	n/a	n/a	25	666	393
Chinook Swift Current	48/52	39/52	20	1325	n/a	175	1055	n/a	23	625	475
Dakota Dunes	68/78	63/78	50	2650	2450	600	2200	2150	24	600	600
Moon Lake Saskatoon	68/79	58/79	33	2680	2680	524	2261	1902	25	815	n/a
Kachurs	53/58.30	42.40/47.70	21.20	1749	1431	316	1588	1270	27.50	600	
Emma Lake	69	n/a	30	2395	1938	310	1881	1425	26	650	525
COOKE MUNICIPAL	63	n/a	26	1960	1600	280	1490	1490	26	590	315

*ALL TAXES INCLUDED

PASSES

7 DAY ADULT
 5 DAY ADULT
 7 DAY SENIOR
 5 DAY SENIOR
 7 DAY YOUTH
 5 DAY YOUTH
 JUNIOR
 STARTER

	2017	2018	2019	2020	2021	2022	2023
7 DAY ADULT	103	87	74	60	68	68	71
5 DAY ADULT	46	45	41	34	33	37	42
7 DAY SENIOR	129	124	144	130	118	113	109
5 DAY SENIOR					33	30	34
7 DAY YOUTH	13	8	30	24	49	40	37
5 DAY YOUTH					0	0	0
JUNIOR	35	25	23	29	53	35	57
STARTER	2	7	21	17	n/a	n/a	n/a
	330	296	333	294	354	323	350

2 year avg (21 & 22)

CARDS

6 PACK
 11 PACK
 23 PACK

6 PACK	14	3	31	11	4	15	14
11 PACK	32	15	12	37	43	39	42
23 PACK				6	5	23	11

GREEN FEES

ADULT
 ADULT TWILIGHT
 TOURNAMENT
 PROMOTIONAL
 11 HOLE
 JUNIOR
 JUNIOR TWILIGHT

ADULT	2757	580	3095	3874	5477	4926	3031
ADULT TWILIGHT	1017	1092	1231	1116	1039	799	735
TOURNAMENT	1600	0	665	0	1017	716	344
PROMOTIONAL	1897	3660	1330	260	633	839	314
11 HOLE	711	890	1038	668	1192	1177	620
JUNIOR	310	70	88	162	131	127	149
JUNIOR TWILIGHT	109	113	139	129	80	124	205
	8401	6397	7586	6209	9569	8708	5398

POWER CARTS

SEASONAL
 DAILY

SEASONAL	76	79	88	91	113	110	118
DAILY	3252	2277	3001	2842	4641	3961	

TRACK FEES

SEASONAL
 DAILY

SEASONAL	78	73	65	54	59	60	54
DAILY	12	3	4	4	27	5	

ADVERTISING

CAIRNS
 CARTS
 HOLE

CAIRNS	4	2	2	0	0	3	
CARTS	1	1	3	3	3	2	
HOLE	12	12	14	11	10	18	

68
35
115.5
31.5
44.5
0
44
338.5
9.5
41
14
5201.5
919
866.5
736
1184.5
129
102
9138.5
111.5
4301
59.5
16
1.5
2.5
14

TITLE: True Cost of Parking

DATE: November 3, 2023

TO: Executive Committee

PUBLIC: X

INCAMERA:

RECOMMENDATION:

1. That this report be received as information and filed
2. That Administration prepare a report for consideration at an upcoming Executive Committee meeting with recommendations to increase revenues and improve efficiencies within parking/traffic operations, based on RPT# 23-403

TOPIC & PURPOSE:

The purpose of this report is to provide information to Executive Committee about the true cost of parking.

PROPOSED APPROACH AND RATIONALE:

In the past, there have been numerous inquiries on whether parking operations are a significant source of revenue for the City. In order to quantify whether or not this is true, both revenues AND associated expenses need to be considered.

Currently, there are 5 sources of parking revenue for the City of Prince Albert:

- SK Polytech parking lot – Short term paid parking for Sk Polytech students
- Airport - Nearly 500 parking stalls for public, corporate and long term use
- Parking Tickets – 48 hour, expired meters, etc.
- Parking Meters – both “on street” and “off street” parking meters throughout downtown
- Parking Passes – May be purchased at City owned parking lots

Each of the above sources of revenue have associated expenses that must be considered, such as wages, benefits, fleet, sweeping/snow removal, signage, maintenance etc. These expenses, overall, total hundreds of thousands of dollars and must also be considered. What is the “true cost of parking”? This is a question that requires a thorough analysis across multiple Departments and functional areas in order to answer.

The day to day operations of Parking Enforcement falls under the Department of Planning and Development Services, whereas maintenance, snow removal, etc. falls under the Department of Public Works. The attached presentation provides a detailed breakdown of revenues vs. expenses of all 5 of the above sources of parking.

Overall, NET revenue associated with parking has trended downward quite drastically since covid. **In 2016-2018 the average net revenue totaled over 1.2 million dollars per year on average, whereas in 2022-2023 that revenue has been reduced to 636 thousand dollars. This represents a reduction of 48% in only 3-5 years.** Upon completion of this report, Administration is committed to not only find ways to increase parking revenue moving forward, but also improve efficiencies that will result in a reduction of expenses. This will result in net revenues increasing for future budgets. If approved, administration will bring forward a number of recommendations to be considered by Executive Committee that will achieve these targets.

It should be noted that with the exception of the airport, all money that is generated from the listed sources of parking revenue are placed in the general fund and needed to assist in balancing yearly budgets. As expenses continually rise, net revenue has decreased over time, which has an impact on overall taxation to Prince Albert residents. Finding ways to increase revenue and reduce expenses in the coming years will ensure that parking operations continue to keep this valuable source of revenue intact.

PUBLIC NOTICE:

Public Notice pursuant to Public Notice Bylaw No. 24 of 2015 is not required.

PRESENTATION:

Visual presentation by Director of Planning and Development Services, with Transportation Manager and Bylaw Manager in attendance to answer questions.

ATTACHMENTS:

1. True Cost of Parking Presentation

Written by: Director of Planning and Development Services

Approved by: City Manager

CITY OF PRINCE ALBERT

The True Cost of Parking

DATE: November 14, 2023

BOLD DESTIN

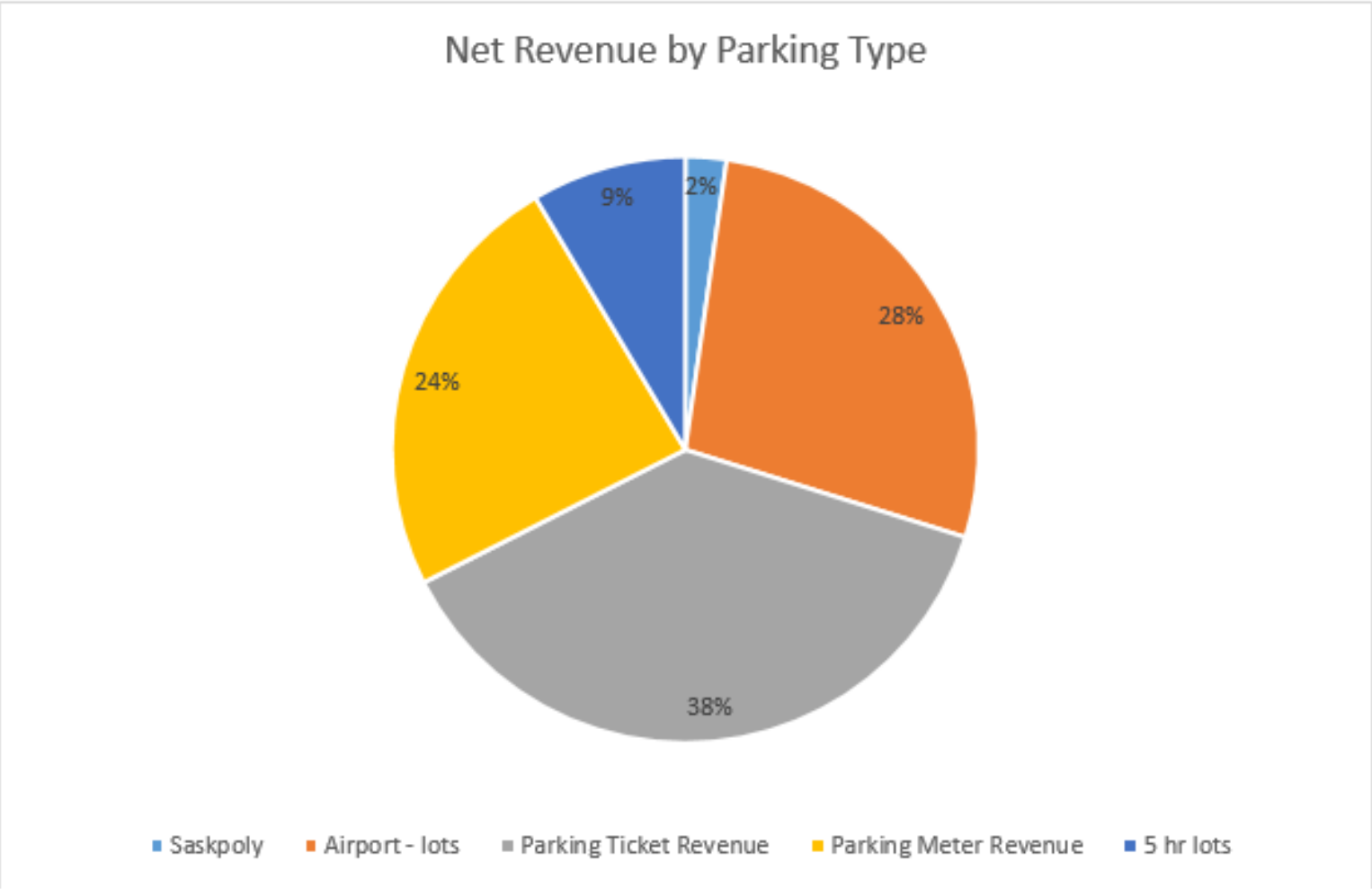
STAGE

Sources of Parking Revenue

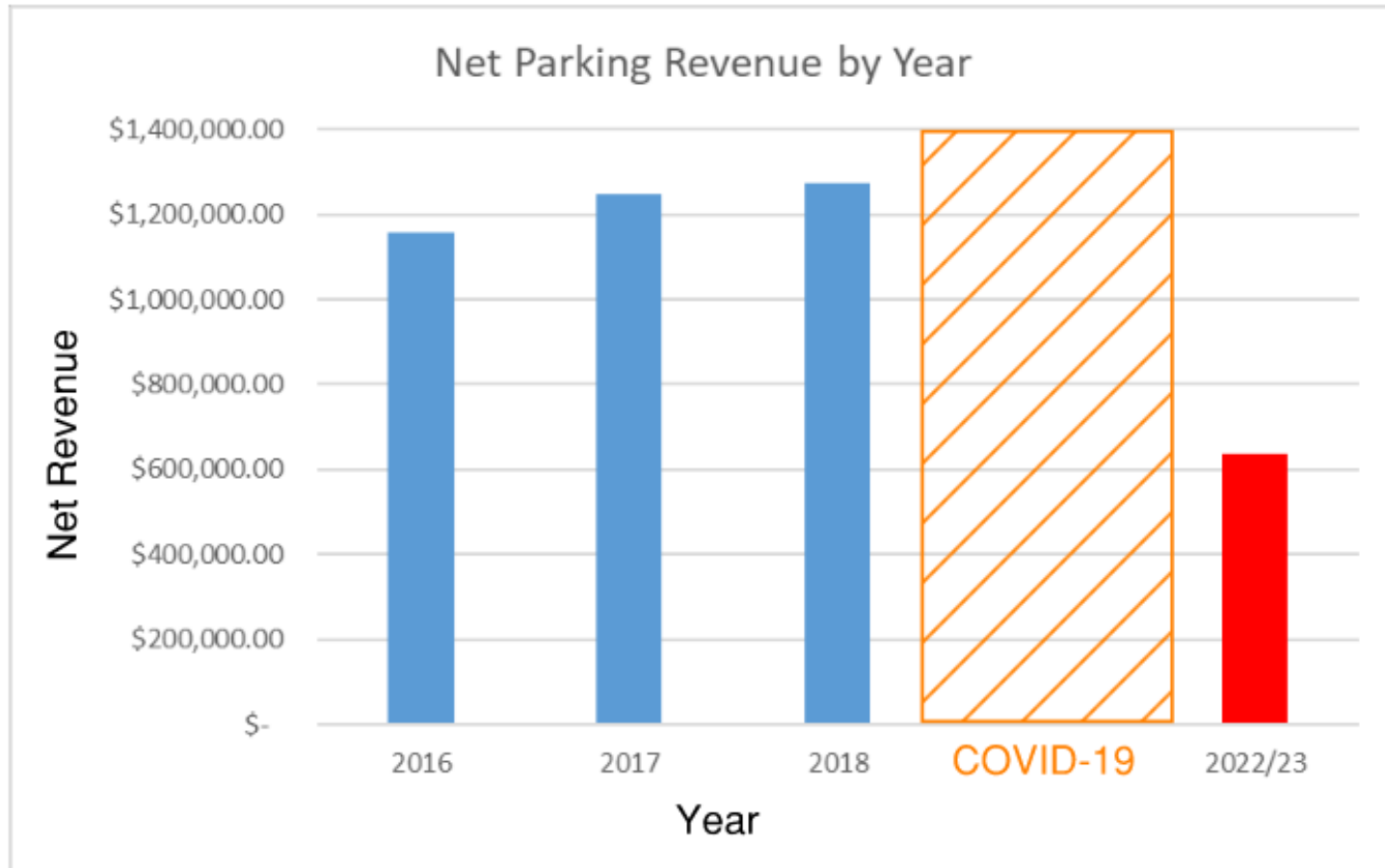
5 sources of Parking revenue:

- SK Polytech parking lot
- Airport
- Parking Tickets
- Parking Meters
- Parking Passes

Revenue allocation



Revenue Reduction



Revenue Summary

Location	2016-18 Average	May 2022 - May 2023	Difference
Saskpoly	\$ 105,473.34	\$ 42,345.36	\$ (63,127.98)
Airport - Pay and Display	\$ 21,984.53	\$ 25,519.01	\$ 3,534.48
Airport - lots	\$ 353,783.10	\$ 200,390.76	\$ (153,392.34)
Parking Ticket Revenue	\$ 468,485.77	\$ 295,894.00	\$ (172,591.77)
Parking Meter Revenue	\$ 468,003.12	\$ 312,095.05	\$ (155,908.07)
5 hr lots	\$ 78,747.11	\$ 92,609.08	\$ 13,861.97
Revenue	\$ 1,496,476.96	\$ 968,853.26	\$ (527,623.70)

Expense Summary

Budget Line	2016-18 Average	May 2022 - May 2023
Parking Meter Wages	\$ 95,130.79	\$ 125,166.13
Parking Meter Overtime	\$ 1,302.86	\$ 2,900.50
Parking Meter Payroll Benefits	\$ 67,980.30	\$ 92,794.57
Postage and freight	\$ 4,266.88	\$ 5,447.59
Telephone	\$ 2,395.59	\$ 1,820.94
Computer Services	\$ 17,316.11	\$ (530.00)
Fleet	\$ 17,993.23	\$ 38,605.18
Print shop	\$ 561.45	\$ -
Self Employed Contractors	\$ 304.29	\$ -
Clothing	\$ 1,934.18	\$ 1,133.72
Operating Supplies	\$ 8,191.93	\$ 12,613.55
Sweeping/Snow Removal DT	\$ 23,000.00	\$ 23,000.00
Airport (Elec/Paint/Signs incl.)	\$ 22,500.00	\$ 22,500.00
Sign Shop (Paint/Signs)	\$ 4,000.00	\$ 4,000.00
Electricity	\$ 3,000.00	\$ 3,000.00
Total	\$ 269,877.60	\$ 332,452.18

NET Revenue

	Parking Revenue	Parking Expenses
2016	\$ 1,422,122.79	\$ 263,634.16
2017	\$ 1,515,542.89	\$ 267,553.41
2018	\$ 1,551,765.20	\$ 278,445.23
Average Net Revenue		\$ 1,226,599.36

	Parking Revenue	Parking Expenses
May 2022 - May 2023	\$ 968,853.26	\$ 332,452.18
Net Revenue		\$ 636,401.08

- The City of Prince Albert has seen a 48% decrease in net parking revenue Post-COVID.
- This represents \$590,000 of reduced net revenue as compared to 2016 – 2018.

On-Street Downtown Metered Parking

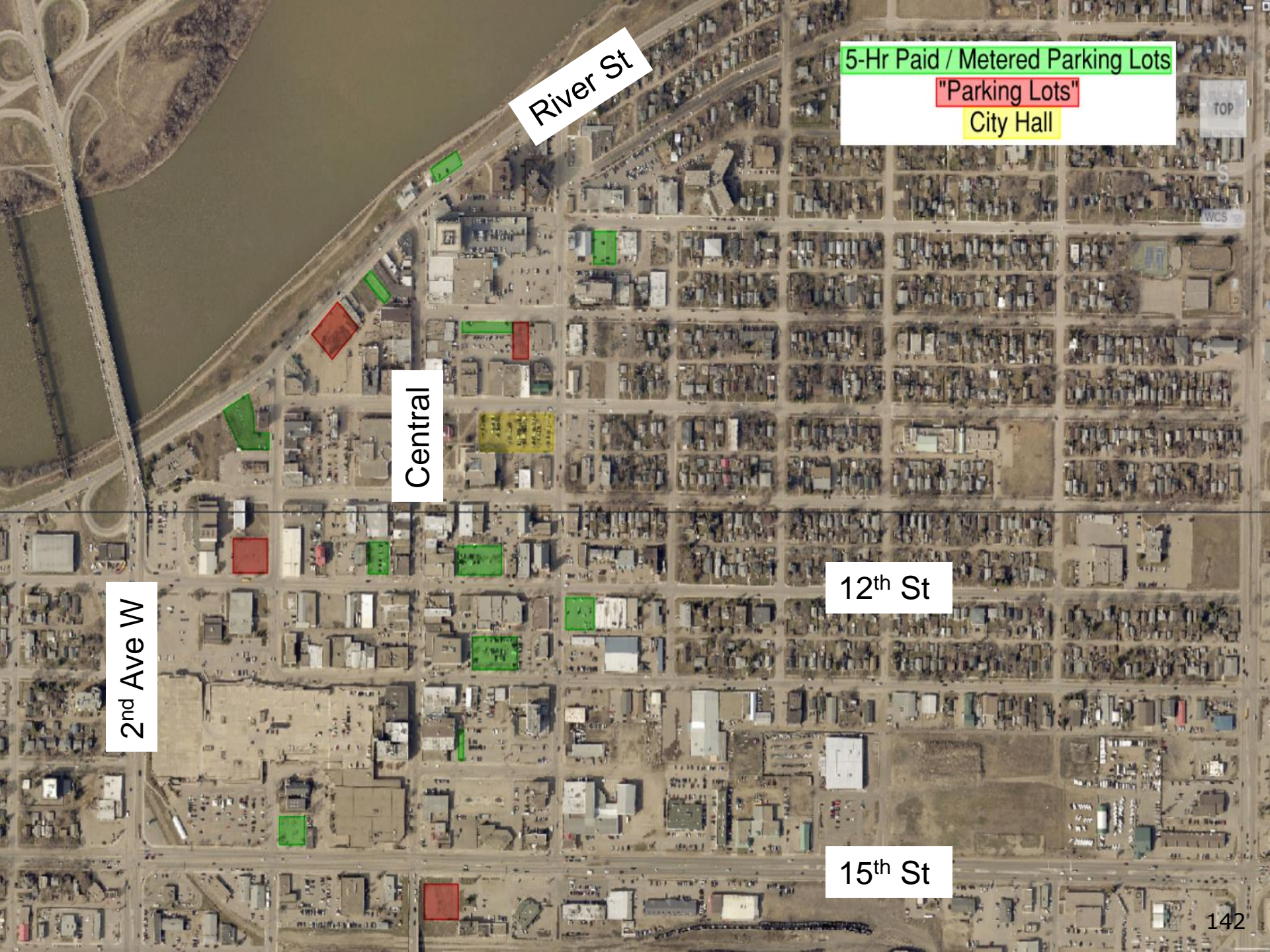
2016 - 2018 Average On-Street Metered Parking Summary		
Revenue	\$	378,899.83
Expenses	\$	86,951.04
Revenue - Expenses	\$	291,948.79

May 2022-23 On-Street Metered Parking Summary		
Revenue	\$	264,434.95
Expenses	\$	111,980.87
Revenue - Expenses	\$	152,454.08

Downtown Paid Parking Lot Summary

2016 - 2018 Average Paid Parking Lot Summary	
Revenue	\$ 167,850.39
Expenses	\$ 73,475.52
Revenue - Expenses	\$ 94,374.87
Note: Excludes SaskPolytech and Airport.	

May 2022-23 Paid Parking Lot Summary	
Revenue	\$ 140,269.18
Expenses	\$ 85,990.44
Revenue - Expenses	\$ 54,278.74
Note: Excludes SaskPolytech and Airport.	



River St

5-Hr Paid / Metered Parking Lots
"Parking Lots"
City Hall

Central

2nd Ave W

12th St

15th St

Saskatchewan Polytechnic Parking Lot

THE TRUE COST OF PARKING

2016 - 2018 Average Sask Polytech Lot Summary		
Revenue	\$	105,473.34
Expenses	\$	21,737.76
Revenue - Expenses	\$	83,735.58

May 2022-23 Sask Polytech Lot Summary		
Revenue	\$	42,345.36
Expenses	\$	27,995.22
Revenue - Expenses	\$	14,350.14

Airport Parking Lot Summary

2016 - 2018 Average Airport Lot Summary	
Revenue	\$ 375,801.41
Expenses	\$ 44,637.76
Revenue - Expenses	\$ 331,163.65

May 2022-23 Airport Lot Summary	
Revenue	\$ 225,995.62
Expenses	\$ 50,495.22
Revenue - Expenses	\$ 175,500.40

Enforcement & Ticketing Summary

THE TRUE COST OF PARKING

2016 - 2018 Average Parking Ticket Revenue	
Revenue	\$ 468,485.77

May 2022-23 Parking Ticket Revenue	
Revenue	\$ 295,894.00

Next Steps

Administration will review operations and develop a set of recommendations for Council's consideration that will increase revenues, and reduce expenses.